



**LISLE-WOODRIDGE  
FIREFIGHTERS' PENSION FUND**

---

ACCOUNTANT'S COMPILATION REPORT

For the One Month Ended January 31, 2019



SIKICH.COM

**LISLE-WOODRIDGE FIREFIGHTER’S PENSION FUND**  
**TABLE OF CONTENTS**

---

	<u>Page(s)</u>
ACCOUNTANT’S COMPILATION REPORT.....	1
<b>BASIC FINANCIAL STATEMENTS</b>	
Statement of Fiduciary Net Position.....	2
Statement of Changes in Fiduciary Net Position.....	3
<b>SUPPLEMENTARY INFORMATION</b>	
Balance Sheet.....	4-9
Cash and Investments Chart.....	10
Revenue Report.....	11-14
Revenues Chart.....	15
Expense Report.....	16
Expenses Chart.....	17
Property Tax Revenue Analysis.....	18-20
• DuPage County	
• Will County	
Cash Flow Projections Report FY2019.....	21

1415 West Diehl Road, Suite 400  
Naperville, IL 60563  
630.566.8400

**SIKICH.COM**

## ACCOUNTANT'S COMPILATION REPORT

The Honorable President  
Members of the Board of Trustees  
Lisle-Woodridge Firefighter's Pension Fund  
Lisle, Illinois 60532

Management is responsible for the accompanying statement of fiduciary net position of the Lisle-Woodridge Firefighter's Pension Fund, a pension trust fund of the Lisle-Woodridge Fire Protection District of Lisle, Illinois, as of January 31, 2019 and the related statement of changes in fiduciary net position for the one month ended January 31, 2019. We have performed a compilation engagement in accordance with Statements on Standards for Accounting and Review Services promulgated by the Accounting and Review Services Committee of the AICPA. We did not audit or review the financial statements nor were we required to perform any procedures to verify the accuracy or completeness of the information provided by management. Accordingly, we do not express an opinion, a conclusion, nor provide any form of assurance on these financial statements.

The accompanying supplementary information is presented for purposes of additional analysis and is not a required part of the basic financial statements. Such information is the responsibility of management. The supplementary information was subject to our compilation engagement. We have not audited or reviewed the supplementary information and do not express an opinion, a conclusion, nor provide any assurance on such supplementary information.

Management has elected to omit substantially all of the disclosures and required supplementary information required by accounting principles generally accepted in the United States of America. If the omitted disclosures and required supplementary information were included in the financial statements, they might influence the user's conclusions about the Firefighter's Pension Fund's assets, liabilities, net position, additions and deductions. Accordingly, these financial statements are not designed for those who are not informed about such matters.

*Sikich LLP*

Naperville, Illinois  
February 4, 2019

## **BASIC FINANCIAL STATEMENTS**

**Lisle-Woodridge Firefighter's Pension Fund**

Statement of Fiduciary Net Position

January 31, 2019

---

**ASSETS**

Cash and Investments

Demand Deposits	\$	618,959.01
Corporate Bonds		8,568,364.26
US Treasury Notes		8,453,903.06
US Treasury Bonds		793,959.20
FNMA Pool		845,395.53
Freddie Mac Pool		2,916,251.62
FFCB Bonds		134,055.87
FHLMC Notes		197,834.00
Stock Equities		5,303,082.47
Mutual Funds		37,508,056.00

Other Assets

Accrued Interest Receivable		<u>173,105.06</u>
-----------------------------	--	-------------------

Total Assets 65,512,966.08

**LIABILITIES**

None		<u>-</u>
------	--	----------

**NET POSITION RESTRICTED FOR PENSIONS** \$ 65,512,966.08

(See accountant's compilation report.)

**Lisle- Woodridge Firefighter's Pension Fund**  
Statement of Changes in Fiduciary Net Position  
For the One Month Ended January 31, 2019

**ADDITIONS**

Contributions	
Employer Contributions	\$ -
Employee Contributions	89,940.45
	89,940.45
Total Contributions	89,940.45
Investment Income	
Net Appreciation (Depreciation) in Fair Value of Investments	
Fixed Income Securities	151,824.30
Stock Equity	319,386.14
Mutual Funds	2,596,450.33
Interest and Dividends	
Demand Deposits	2,702.80
Fixed Income Securities	62,672.47
Stock Equity	14,887.70
Mutual Funds	15,829.35
	15,829.35
Total Investment Income (Loss)	3,163,753.09
Less Investment Expense	(39,890.88)
Net Investment Income (Loss)	3,123,862.21
Total Additions	3,213,802.66
<b>DEDUCTIONS</b>	
Pension Benefits and Refunds	
Pension Benefits	495,316.68
Refunds	-
Administrative Expenses	
Insurance	-
Professional Services	1,231.00
Other Expenses	795.00
	795.00
Total Deductions	497,342.68
Net Increase (Decrease)	2,716,459.98
Net Position Restricted for Pensions January 1	62,796,506.10
<b>End of Period</b>	\$ 65,512,966.08

(See accountant's compilation report.)

**SUPPLEMENTARY INFORMATION**

**Lisle-Woodridge Firefighter's Pension Fund**Balance Sheet  
January 31, 2019**Demand Deposits**

0-0-1100.001	PETTY CASH	\$	100.00
0-0-1102.001	CK - MB FINANCIAL #4710000418		73,845.56
0-0-1105.001	UBS-EM22472 CASH		44,699.93
0-0-1105.002	UBS-EM22475 AMER NEW WORLD		(849.78)
0-0-1105.003	UBS-EM22478 FMI		(1,443.93)
0-0-1105.004	UBS-EM22480 AMER FUNDS EURO		(1,187.65)
0-0-1105.005	UBS-EM22487 PACIFIC INCOME		160,303.42
0-0-1105.006	UBS-EM22500 RNC GENTER		62,750.96
0-0-1105.007	UBS-EM22958 MFS		801.68
0-0-1105.008	UBS-EM24449 TORTOISE		232,976.03
0-0-1105.009	UBS-EM24453 CHILTON		53,902.94
0-0-1105.011	UBS-EM24457 LOOMIS SAYLES		(1,520.79)
0-0-1105.012	UBS-EM24458 BLACKROCK		(1,450.40)
0-0-1105.013	UBS-EM24460 PIONEER INCOME		(1,309.31)
0-0-1105.014	UBS-EM24465 RIVERFRONT		0.93
0-0-1105.016	UBS-EM24468 INVESCO SP 500		0.88
0-0-1105.017	UBS-EM24469 JPMORGAN		(1,327.55)
0-0-1105.018	UBS-EM24478 ISHARES		(1,333.91)
	Total Demand Deposits		<u>618,959.01</u>

**Corporate Bonds**

0-0-1151.014	PNC FUNDING CORP #BL6		92,777.70
0-0-1151.016	PRIVATE EXPT FDG #DV1		110,708.07
0-0-1151.017	FIDELITY NATL #AP1		25,965.94
0-0-1151.021	STIFEL FINANCIAL #AE2		44,826.30
0-0-1151.038	NATIONAL RETAIL PROP #AG1		51,953.53
0-0-1151.050	HAWAIIAN AIRLINES #AA5		85,710.81
0-0-1151.068	US AIRWAYS #AA1		76,304.53
0-0-1151.079	DU PONT DE NEMOURS #BW8		85,270.28
0-0-1151.081	RPM INTL INC #AR4		83,772.74
0-0-1151.082	BOEING CAPITAL #AL8		83,338.31
0-0-1151.085	EXELON CORP NTS #AH4		74,985.75
0-0-1151.086	BB&T CORP MED #AU7		74,958.00
0-0-1151.087	CARLISLE COS INC #AE0		81,483.66
0-0-1151.091	GOLDMAN SACHS GROUP #GQ1		76,220.00
0-0-1151.093	CITIGROUP INC #FT3		75,703.95
0-0-1151.094	J P MORGAN CHASE #JD3		101,309.51
0-0-1151.095	MICROSOFT CORP #BA1		79,861.60
0-0-1151.097	AMERICAN TOWER #AA8 -PI		80,529.93
0-0-1151.100	AGILENT TECHNOLOGIES #AH4		77,403.20
0-0-1151.101	NBCUNIVERSAL MEDIA #AH3		74,721.20
0-0-1151.102	GATX CORP #AQ6		66,802.78
0-0-1151.108	FMC CORP NTS #AS4		74,880.00
0-0-1151.112	TYCO ELECTRONICS #AR8		74,710.50
0-0-1151.113	CADENCE DESIGN SYS #AL2		64,749.10
0-0-1151.116	FISERV INC #AP3		74,949.75
0-0-1151.119	WORTHINGTON INDUSTRIES #AE2		64,862.85
0-0-1151.120	AMER AIRLN 15-2 #AB2		70,528.66
0-0-1151.122	PARKER HANNIFIN #AM7		79,914.40
0-0-1151.124	DUKE ENERGY CAROLINAS #AE4		89,630.30
0-0-1151.125	STANLEY BLACK & DECKER #AA9		78,857.60
0-0-1151.145	SYSCO #BD8		103,332.20
0-0-1151.148	TRI-STATE #AH1		110,849.17

(This statement is continued on the following pages.)



**Lisle-Woodridge Firefighter's Pension Fund**

Balance Sheet (Continued)

January 31, 2019

**Corporate Bonds (Continued)**

0-0-1151.150	EQUIFAX #AK1	\$	69,966.40
0-0-1151.158	COLUMBIA PIPELINE #AF6		85,023.30
0-0-1151.183	BUNGE LTD FIN #AX8		80,381.62
0-0-1151.184	ARCHER-DANIELS #BL5		80,550.09
0-0-1151.192	CABOT CORP #AK7		79,879.20
0-0-1151.193	INGREDION INC #AB8 - PI		79,965.60
0-0-1151.200	SEMPRA ENERGY #AZ2		94,903.10
0-0-1151.201	XYLEM INC B/E #AJ9		79,835.20
0-0-1151.202	ERP OPERATING LP B/E #BF9		79,472.80
0-0-1151.205	KINDER MORGAN ENERGY #BS4		46,275.11
0-0-1151.207	OCCIDENTAL PETROLEUM #CM5		84,531.15
0-0-1151.214	BROADRIDGE FINANCIAL #AC7 PACIFIC INCOME		79,671.20
0-0-1151.215	ABBOTT LABS #BF6 PACIFIC INCOME		43,672.64
0-0-1151.216	HANOVER INS. #AF2 PACIFIC INCOME		69,836.90
0-0-1151.224	WELLS FARGO & CO #SK8		116,374.01
0-0-1151.227	APPLE INC #CG3		55,555.45
0-0-1151.229	APPLE #CK4		64,968.15
0-0-1151.235	FIRST HORIZON NATL #AB1		56,537.25
0-0-1151.236	PHYSICIANS REALTY #AA0		59,645.90
0-0-1151.237	MERCURY GENL #AB6		20,967.87
0-0-1151.238	CAPITAL ONE FINANCIAL #BN4		114,648.10
0-0-1151.239	CITIGROUP INC #LD1		131,655.50
0-0-1151.246	MERCURY GENL #AB6 -PI		79,877.60
0-0-1151.247	CAPITAL ONE FINANCIAL #BN4 -PI		79,755.20
0-0-1151.250	VULCAN MATERIALS #AT6 -PI		79,682.40
0-0-1151.253	VULCAN MATERIALS #AS8		79,047.00
0-0-1151.262	BK OF NY MELLON #AC1		90,000.00
0-0-1151.265	DOMINION RESOURCES #CT4		55,056.65
0-0-1151.271	MOTOROLA SOLUTIONS #BE8		91,422.45
0-0-1151.273	MORGAN STANLEY #AK4		63,252.07
0-0-1151.282	PPL CAPITAL FUNDING #AM5		64,214.80
0-0-1151.283	DISCOVERY COMM #AS8		58,578.00
0-0-1151.284	ALLEGION US #AE4		79,806.40
0-0-1151.285	HUDSON PACIFIC #AA4		99,853.70
0-0-1151.286	EQT CORP NTS #AF6		59,156.80
0-0-1151.289	LEGGETT & PLATT INC #AY3		79,472.80
0-0-1151.290	PHILIP MORRIS INTL #CD9		119,485.20
0-0-1151.292	WESTLAKE CHEM #AU6		59,387.40
0-0-1151.293	SPRINT AIR 2017 #AA4		53,965.95
0-0-1151.294	GENL ELEC CO #BH5		82,252.50
0-0-1151.295	SOUTHERN CO #CV7		63,633.70
0-0-1151.296	GOLDMAN SACHS #WV2		125,000.00
0-0-1151.298	ENERGY TRANS PART #BG3		36,408.40
0-0-1151.299	LINCOLN NATL CORP #BH1		79,813.60
0-0-1151.301	LINCOLN NATL CORP #BH1 - TC		64,848.55
0-0-1151.302	PRUDENTIAL FINL #CC7		75,000.00
0-0-1151.303	PHILLIPS 66 NTS #AS3		105,000.00
0-0-1151.304	CVS HEALTH #CY4		29,583.30
0-0-1151.305	ALBEMARLE #AD9		42,720.03
0-0-1151.306	FIFTH THIRD BANCORP #CV0		104,811.00
0-0-1151.308	ONEOK PARTNERS #AP8		88,757.85
0-0-1151.309	ANALOG DEVICES #AQ8		69,864.90
0-0-1151.310	STORE CAP #AA8		34,830.25
0-0-1151.314	REALTY INCOME #AV6		59,700.00

(This statement is continued on the following pages.)

**Lisle-Woodridge Firefighter's Pension Fund**

Balance Sheet (Continued)

January 31, 2019

**Corporate Bonds (Continued)**

0-0-1151.315	JPMORGAN CHASE #AP1	\$	104,254.50
0-0-1151.316	BANK OF AMER #HE2		119,878.80
0-0-1151.317	SSM HEALTH CARE #AB1		120,000.00
0-0-1151.318	ENABLE MIDSTREAM PART. #AL4		54,558.35
0-0-1151.319	CITY OF HOPE #AB7		55,000.00
0-0-1151.320	GOLDMAN SACHS #XD1		95,000.00
0-0-1151.321	BRIGHTHOUSE FINL #AC7		31,444.19
0-0-1151.322	WALMART INC #ED1		79,872.00
0-0-1151.323	SOUTHERN CALIF #GK3		118,200.50
0-0-1151.326	BANK OF AMER #EU9		79,011.20
0-0-1151.327	MORGAN STANLEY #DZ6		79,091.20
0-0-1151.328	BK OF NY MELLON #AD5		79,928.05
0-0-1151.331	JP MORGAN CHASE #AU0		95,000.00
0-0-1151.332	BUCKEYE PARTNERS #AQ4		64,062.40
0-0-1151.336	AT&T INC NTS #GD8 - TC		50,000.00
0-0-1151.337	CATERPILLAR FINL SERVICE #2N8 - TC		59,953.80
0-0-1151.338	CROWN CASTLE INTL CORP #AC5 - TC		33,579.59
0-0-1151.339	WABTEC #AN0 - TC		49,902.50
0-0-1151.340	SYNOVUS FINANCIAL CORP #AL9 - TC		62,347.55
0-0-1151.341	INTERPUBLIC GROUP OF COS #BP4 - TC		34,883.10
0-0-1151.343	COMCAST CORP #CS8 - TC		44,944.65
0-0-1151.344	COMCAST CORP #CL3 - TC		49,967.00
0-0-1151.345	SUNTRUST BANK #BA4 - TC		45,000.00
0-0-1151.346	CONSTELLATION BRANDS #BA5 - TC		70,000.00
0-0-1151.347	AFLAC INC # AY8 - TC		49,670.00
0-0-1151.351	SANTANDER HOLDINGS USA #AU0 - TC		29,946.90
0-0-1151.352	ROCK-TENN CO #AQ1 - TC		39,746.00
0-0-1151.353	UNITED HEALTH GROUP INC #DM1 - TC		44,887.95
0-0-1151.354	CNH INDL CPTL LLC #AH7 - TC		55,025.30
0-0-1151.355	AIRCASTLE LTD NTS #AR2 - TC		39,932.40
0-0-1151.356	ANHEUSER-BUSCH INBEV #AB2 - TC		62,298.60
0-0-1151.357	ENTERGY TEXAS INC #AG9 - TC		44,916.30
0-0-1151.358	GENERAL MOTORS CO #AK6 - TC		68,429.90
0-0-1151.359	BERKSHIRE HATHAWAY #CR0 -TC		34,642.30
0-0-1151.360	ENERGY TRANSFER OPER #AA7 - TC		34,947.50
0-0-1151.999	UNREALIZED GAIN (LOSS) CORPORATE BONDS		<u>(132,385.63)</u>
	Total Corporate Bonds		<u>8,568,364.26</u>

**US Treasury Notes**

0-0-1252.019	US TREASURY NOTE #NT3		115,457.81
0-0-1252.020	US TREASURY NOTE #P46 - PI		440,495.56
0-0-1252.040	US TREASURY NOTE #S76		139,778.43
0-0-1252.057	US TREASURY NOTE #W55 -PI		277,796.25
0-0-1252.098	US TREASURY NOTE #4N7 -PI		753,777.61
0-0-1252.103	US TREASURY NOTE #4S6 - PI		39,998.57
0-0-1252.104	US TREASURY NOTE #3T5 - TC		163,959.91
0-0-1252.107	US TREASURY NOTE #Q52 - PI		406,549.12
0-0-1252.109	US TREASURY NOTE #5A4 - TC		1,235,809.22
0-0-1252.112	US TREASURY NOTE #5C0 - TC		148,376.95
0-0-1252.113	US TREASURY NOTE #SD1 - TC		1,059,231.63
0-0-1252.115	US TREASURY NOTE #5M8 - TC		1,197,762.33
0-0-1252.116	US TREASURY NOTE #5Q9 - TC		1,528,596.10

(This statement is continued on the following pages.)

**Lisle-Woodridge Firefighter's Pension Fund**

Balance Sheet (Continued)

January 31, 2019

**US Treasury Notes (Continued)**

0-0-1252.117	US TREASURY NOTE #5P1 - TC	\$ 664,017.03
0-0-1252.118	US TREASURY NOTE #5U0 - TC	178,091.01
0-0-1252.999	UNREALIZED GAIN (LOSS) US TREASURY NOTES	104,205.53
	Total US Treasury Notes	<u>8,453,903.06</u>

**US Treasury Bonds**

0-0-1255.003	US TREASURY BOND #QD3	207,417.07
0-0-1255.004	US TREASURY BOND #QS0	55,907.99
0-0-1255.010	US TREASURY BOND #RX8	394,336.72
0-0-1255.013	US TREASURY BOND #QA9	91,525.00
0-0-1255.999	UNREALIZED GAIN (LOSS) US TREASURY BONDS	44,772.42
	Total US Treasury Bonds	<u>793,959.20</u>

**FNMA Pool**

0-0-1262.002	FNMA PL 753098 #UX5	13,939.29
0-0-1262.003	FNMA PL 725946 #P79	35,931.83
0-0-1262.004	FNMA PL 799519 #G45	1,740.36
0-0-1262.005	FNMA PL 799695 #NL9	8,882.15
0-0-1262.006	FNMA PL 797665 #FE9	9,379.02
0-0-1262.007	FNMA PL 844386 #CX5	877.58
0-0-1262.008	FNMA PL 865200 #GH6	820.82
0-0-1262.009	FNMA PL 831541 #ZE9	4,593.67
0-0-1262.010	FNMA PL 891601 #RW2	2,031.69
0-0-1262.011	FNMA PL 892239 #HQ4	5,506.42
0-0-1262.012	FNMA PL 893427 #SQ7	1,857.02
0-0-1262.013	FNMA PL 896535 #BC8	2,517.04
0-0-1262.014	FNMA PL 900883 #2Q8	13,886.07
0-0-1262.015	FNMA PL 937289 #XS0	4,284.99
0-0-1262.016	FNMA PL 940525 #LE9	415.64
0-0-1262.017	FNMA PL 949244 #BM8	2,371.96
0-0-1262.018	FNMA PL 966555 #H83	1,114.07
0-0-1262.020	FNMA PL 929301 #NS3	10,677.16
0-0-1262.021	FNMA PL 983077 #CN5	7,022.54
0-0-1262.022	FNMA PL 889409 #DN1	541.22
0-0-1262.023	FNMA PL 930871 #FL0	23,112.92
0-0-1262.024	FNMA PL AB9754 #ZU3	96,887.80
0-0-1262.025	FNMA PL AB9763 #Z58	50,452.11
0-0-1262.026	FNMA PL AB9774 #2G0	110,749.64
0-0-1262.027	FNMA PL AS2764 #CA9	156,618.32
0-0-1262.028	FNMA PL AY3728 #EA4	83,898.08
0-0-1262.029	FNMA PL BJ8647 #TD2	195,598.33
0-0-1262.030	FNMA PL Q58717 #VK9	200,215.97
0-0-1262.999	UNREALIZED GAIN (LOSS) FNMA POOL	<u>(200,528.18)</u>
	Total FNMA Pool	<u>845,395.53</u>

**Freddie Mac Pool**

0-0-1263.001	FHLMC PL C91820 #AV3	54,867.62
0-0-1263.002	FHLMC PL C91816 #AR2	108,459.96
0-0-1263.003	FHLMC PL A13570 #6F1	20,147.52
0-0-1263.004	FHLMC PL A23557 #5S9	116,665.99
0-0-1263.005	FHLMC PL G08008 #AJ9	876.87

(This statement is continued on the following pages.)

**Lisle-Woodridge Firefighter's Pension Fund**

Balance Sheet (Continued)

January 31, 2019

**Freddie Mac Pool (Continued)**

0-0-1263.006	FHLMC PL A38978 #6P0	\$	5,918.33
0-0-1263.007	FHLMC PL G08087 #CZ1		10,679.26
0-0-1263.008	FHLMC PL A51101 #GJ8		1,575.02
0-0-1263.009	FHLMC PL A54908 #NZ5		34,784.70
0-0-1263.010	FHLMC PL A54224 #VR6		349.18
0-0-1263.011	FHLMC PL A53752 #EZ7		37,464.49
0-0-1263.012	FHLMC PL A62706 #AF7		3,621.45
0-0-1263.013	FHLMC PL A64158 #TP2		1,766.16
0-0-1263.014	FHLMC PL A67491 #KC2		2,651.15
0-0-1263.015	FHLMC PL A69472 #QZ6		6,958.15
0-0-1263.016	FHLMC PL A75230 #Y33		6,250.75
0-0-1263.017	FHLMC PL G04176 #6M7		5,106.22
0-0-1263.018	FHLMC PL A77977 #2J6		4,600.35
0-0-1263.019	FHLMC PL G04816 #VH8		15,853.18
0-0-1263.020	FHLMC PL G05507 #NY8		11,416.35
0-0-1263.021	FHLMC PL G05518 #PB6		11,870.19
0-0-1263.022	FHLMC PL C09032 #A91		52,745.20
0-0-1263.023	FHLMC PL G08542 #S84		92,372.22
0-0-1263.024	FHLMC PL Q30081 #CT8		113,643.60
0-0-1263.025	FHLMC PL G08601 #U32		121,140.78
0-0-1263.026	FHLMC PL G08632 #V23		90,888.52
0-0-1263.027	FHLMC PL G08670 #W89		99,009.79
0-0-1263.031	FHLMC PL G08697 #X39		14,786.35
0-0-1263.032	FHLMC PL G08741 #ZF0		464,110.62
0-0-1263.033	FHLMC PL G08742 #ZG8		183,210.02
0-0-1263.034	FHLMC PL G08796 #3E8		236,526.61
0-0-1263.035	FHLMC PL Q51207 #KV9		192,504.00
0-0-1263.036	FHLMC PL G08801 #3K4		154,917.05
0-0-1263.037	FHLMC PL Q50152 #E22		63,353.65
0-0-1263.038	FGLMC PL G08836 #4W7		218,242.88
0-0-1263.039	FGLMC PL G08831 #4R8		183,392.48
0-0-1263.999	UNREALIZED GAIN (LOSS) FREDDIE MAC POOL		173,524.96
			<hr/>
	Total Freddie Mac Pool		2,916,251.62
			<hr/>

**FFCB Bonds**

0-0-1284.001	FFCB #2K2		137,000.00
0-0-1284.999	UNREALIZED GAIN (LOSS) FFCB BONDS		(2,944.13)
			<hr/>
	Total FFCB Bonds		134,055.87
			<hr/>

**FHLMC Notes**

0-0-1285.015	FHLMC NTS 1.875% #EK1		196,178.80
0-0-1285.999	UNREALIZED GAIN (LOSS) FHLMC NOTES		1,655.20
			<hr/>
	Total FHLMC Notes		197,834.00
			<hr/>

**Stock Equities**

0-0-1450.001	UBS - RNC GENTER		3,953,837.17
0-0-1450.002	UBS - CHILTON		1,349,245.30
			<hr/>
	Total Stock Equities		5,303,082.47
			<hr/>

(This statement is continued on the following page.)

**Lisle-Woodridge Firefighter's Pension Fund**

Balance Sheet (Continued)

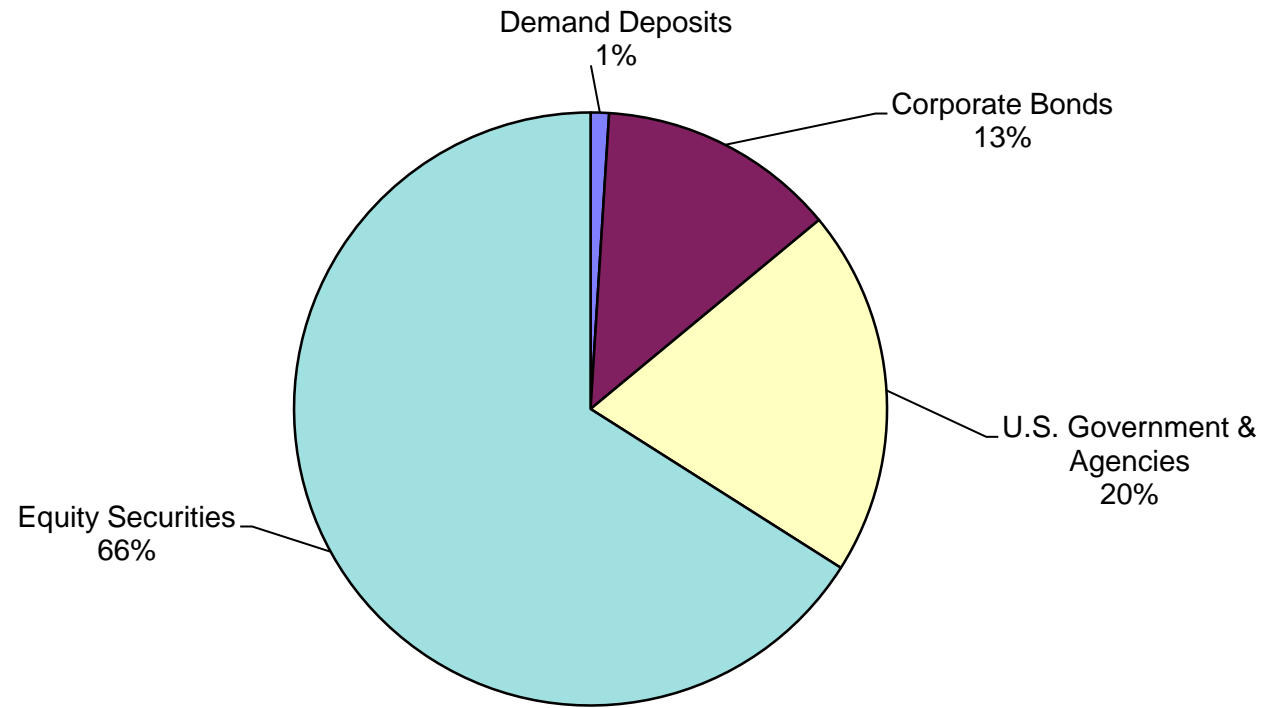
January 31, 2019

---

<b>Mutual Funds</b>		
0-0-1550.002	FMI COMMON STOCK	\$ 3,305,512.60
0-0-1550.004	MFS INTL VALUE	3,581,754.93
0-0-1550.005	LOOMIS SAYLES GROWTH	3,448,383.13
0-0-1550.006	BLACKROCK STRATEGIC INC	3,072,099.39
0-0-1550.007	PIONEER STRATEGIC INC	2,787,520.50
0-0-1550.010	INVESCO S&P 500	3,924,308.79
0-0-1550.011	JP MORGAN FDS UNDIS MGRS BEHAV	2,549,837.97
0-0-1550.012	UNDISCOVERED MG BH VL SL	601,843.38
0-0-1550.013	ISHARES CORE EMERG MKTS	3,153,151.84
0-0-1550.014	AMERICAN FUNDS EUROPACIFIC GROWTH	3,376,768.64
0-0-1550.015	AMERICAN FUNDS NEW WORLD	2,866,545.18
0-0-1550.016	RIVERFRONT GROWTH & INCOME	4,840,329.65
	Total Mutual Funds	<u>37,508,056.00</u>
<b>Other Assets</b>		
0-0-1900.000	ACCRUED INTEREST RECEIVABLE	<u>173,105.06</u>
	Total Other Assets	<u>173,105.06</u>
<b>TOTAL ASSETS</b>		<u>\$ 65,512,966.08</u>
<b>LIABILITIES</b>		
0-0-2000.000	ACCOUNTS PAYABLE	<u>\$ -</u>
	Total Liabilities	<u>-</u>
<b>FUND BALANCE</b>		
0-0-3000.001	FUND BALANCE	<u>65,512,966.08</u>
<b>TOTAL LIABILITIES AND FUND BALANCE</b>		<u>\$ 65,512,966.08</u>

(See accountant's compilation report.)

**Lisle-Woodridge Firefighter's Pension Fund  
Cash and Investments  
January 31, 2019**



(See accountant's compilation report.)

**Lisle-Woodridge Firefighter's Pension Fund**

Revenue Report

For the One Month Ended January 31, 2019

		<u>Current Month</u>	<u>Year to Date</u>
<b>Revenues</b>			
<b>Employer and Member Contributions</b>			
<b>Employer Contributions</b>			
0-0-4000.000	CURRENT TAX	\$ -	\$ -
0-0-4040.000	OTHER MUNICIPAL REVENUE	-	-
Total Employer Contributions		-	-
<b>Employee Contributions</b>			
0-0-4050.000	CONTRIBUTIONS - CURRENT YEAR	89,940.45	89,940.45
Total Employee Contributions		89,940.45	89,940.45
Total Employer and Employee Contributions		89,940.45	89,940.45
<b>Income Cash and Investments</b>			
<b>Interest Demand Deposits</b>			
0-0-4105.001	UBS-EM22472 CASH	1,220.49	1,220.49
0-0-4105.002	UBS-EM22475 AMER NEW WORLD	0.87	0.87
0-0-4105.004	UBS-EM22480 AMER FUNDS EURO	0.62	0.62
0-0-4105.005	UBS-EM22487 PACIFIC INCOME	675.59	675.59
0-0-4105.006	UBS-EM22500 RNC GENTER	227.27	227.27
0-0-4105.008	UBS-EM24449 TORTOISE	555.07	555.07
0-0-4105.009	UBS-EM24453 CHILTON	22.24	22.24
0-0-4105.014	UBS-EM24465 RIVERFRONT	0.64	0.64
0-0-4105.018	UBS-EM24478 ISHARES	0.01	0.01
Total Interest Demand Deposits		2,702.80	2,702.80
<b>Income Fixed Income Securities</b>			
<b>Income Corporate Bonds</b>			
0-0-4151.037	ESSEX PORTFOLIO LP #AN7	360.59	360.59
0-0-4151.050	HAWAIIAN AIRLINES #AA5	1,679.48	1,679.48
0-0-4151.091	GOLDMAN SACHS GROUP #GQ1	2,100.00	2,100.00
0-0-4151.093	CITIGROUP INC #FT3	1,687.50	1,687.50
0-0-4151.094	J P MORGAN CHASE #JD3	2,250.00	2,250.00
0-0-4151.101	NBCUNIVERSAL MEDIA #AH3	1,150.00	1,150.00
0-0-4151.182	AIR LEASE CORP #AN4	733.72	733.72
0-0-4151.220	UNUM GROUP #AK2	878.89	878.89
0-0-4151.224	WELLS FARGO & CO #SK8	1,764.68	1,764.68
0-0-4151.237	MERCURY GENL #AB6	222.44	222.44
0-0-4151.239	CITIGROUP INC #LD1	2,526.55	2,526.55
0-0-4151.265	DOMINION RESOURCES #CT4	709.23	709.23
0-0-4151.273	MORGAN STANLEY #AK4	1,167.08	1,167.08
0-0-4151.295	SOUTHERN CO #CV7	1,056.25	1,056.25
0-0-4151.298	ENERGY TRANS PART #BG3	831.25	831.25
0-0-4151.323	SOUTHERN CALIF #GK3	(577.50)	(577.50)
0-0-4151.326	BANK OF AMER #EU9	1,320.00	1,320.00
0-0-4151.327	MORGAN STANLEY #DZ6	1,550.00	1,550.00
0-0-4151.330	ENERGY TRANSFER #AD5	161.11	161.11
0-0-4151.331	JP MORGAN CHASE #AU0	1,803.58	1,803.58
0-0-4151.338	CROWN CASTLE INTL CORP #AC5 - TC	60.12	60.12
0-0-4151.347	AFLAC INC # AY8 - TC	494.79	494.79

(This statement is continued on the following pages.)

**Lisle-Woodridge Firefighter's Pension Fund**

Revenue Report (Continued)

For the One Month Ended January 31, 2019

	<u>Current Month</u>	<u>Year to Date</u>
<b>Revenues (Continued)</b>		
<b>Income Fixed Income Securities (Continued)</b>		
<b>Income Corporate Bonds (Continued)</b>		
0-0-4151.348	\$ 366.72	\$ 366.72
0-0-4151.349	835.31	835.31
0-0-4151.351	181.71	181.71
0-0-4151.355	190.67	190.67
0-0-4151.356	78.34	78.34
0-0-4151.358	(1,270.50)	(1,270.50)
0-0-4151.361	9.24	9.24
	<hr/>	<hr/>
Total Income Corporate Bonds	24,321.25	24,321.25
<b>Income US Treasury Notes</b>		
0-0-4252.006	781.25	781.25
0-0-4252.040	787.50	787.50
0-0-4252.098	(917.30)	(917.30)
0-0-4252.104	3,893.52	3,893.52
0-0-4252.113	(4,833.83)	(4,833.83)
0-0-4252.115	8.29	8.29
0-0-4252.118	(102.69)	(102.69)
	<hr/>	<hr/>
Total Income US Treasury Notes	(383.26)	(383.26)
<b>Income FNMA Pool</b>		
0-0-4262.002	289.19	289.19
0-0-4262.003	87.14	87.14
0-0-4262.004	46.48	46.48
0-0-4262.005	7.92	7.92
0-0-4262.006	67.14	67.14
0-0-4262.007	42.22	42.22
0-0-4262.008	164.23	164.23
0-0-4262.009	2.15	2.15
0-0-4262.010	29.83	29.83
0-0-4262.011	24.38	24.38
0-0-4262.012	10.92	10.92
0-0-4262.013	9.30	9.30
0-0-4262.014	5.71	5.71
0-0-4262.015	70.75	70.75
0-0-4262.016	22.03	22.03
0-0-4262.017	26.49	26.49
0-0-4262.018	11.36	11.36
0-0-4262.020	4.42	4.42
0-0-4262.021	577.94	577.94
0-0-4262.022	15.06	15.06
0-0-4262.023	2.67	2.67
0-0-4262.024	331.48	331.48
0-0-4262.025	39.57	39.57
0-0-4262.026	4.16	4.16
0-0-4262.027	151.41	151.41
0-0-4262.028	459.40	459.40
0-0-4262.030	666.67	666.67
	<hr/>	<hr/>
Total Income FNMA Pool	3,170.02	3,170.02

(This statement is continued on the following pages.)



**Lisle-Woodridge Firefighter's Pension Fund**

Revenue Report (Continued)

For the One Month Ended January 31, 2019

		<u>Current Month</u>	<u>Year to Date</u>
<b>Revenues (Continued)</b>			
<b>Income Fixed Income Securities (Continued)</b>			
<b>Income Freddie Mac Pool</b>			
0-0-4263.001	FHLMC PL C91820 #AV3	\$ 148.52	\$ 148.52
0-0-4263.002	FHLMC PL C91816 #AR2	291.33	291.33
0-0-4263.003	FHLMC PL A13570 #6F1	97.22	97.22
0-0-4263.004	FHLMC PL A23557 #5S9	596.42	596.42
0-0-4263.005	FHLMC PL G08008 #AJ9	4.64	4.64
0-0-4263.006	FHLMC PL A38978 #6P0	28.88	28.88
0-0-4263.007	FHLMC PL G08087 #CZ1	52.49	52.49
0-0-4263.008	FHLMC PL A51101 #GJ8	7.77	7.77
0-0-4263.009	FHLMC PL A54908 #NZ5	182.19	182.19
0-0-4263.010	FHLMC PL A54224 #VR6	1.73	1.73
0-0-4263.011	FHLMC PL A53752 #EZ7	179.00	179.00
0-0-4263.012	FHLMC PL A62706 #AF7	18.99	18.99
0-0-4263.013	FHLMC PL A64158 #TP2	8.85	8.85
0-0-4263.014	FHLMC PL A67491 #KC2	13.85	13.85
0-0-4263.015	FHLMC PL A69472 #QZ6	33.49	33.49
0-0-4263.016	FHLMC PL A75230 #Y33	24.00	24.00
0-0-4263.017	FHLMC PL G04176 #6M7	23.57	23.57
0-0-4263.018	FHLMC PL A77977 #2J6	24.15	24.15
0-0-4263.019	FHLMC PL G04816 #VH8	60.13	60.13
0-0-4263.020	FHLMC PL G05507 #NY8	43.33	43.33
0-0-4263.021	FHLMC PL G05518 #PB6	45.40	45.40
0-0-4263.022	FHLMC PL C09032 #A91	157.27	157.27
0-0-4263.023	FHLMC PL G08542 #S84	273.49	273.49
0-0-4263.024	FHLMC PL Q30081 #CT8	347.62	347.62
0-0-4263.025	FHLMC PL G08601 #U32	357.87	357.87
0-0-4263.026	FHLMC PL G08632 #V23	255.38	255.38
0-0-4263.027	FHLMC PL G08670 #W89	247.25	247.25
0-0-4263.031	FHLMC PL G08697 #X39	36.04	36.04
0-0-4263.032	FHLMC PL G08741 #ZF0	1,133.66	1,133.66
0-0-4263.033	FHLMC PL G08742 #ZG8	522.28	522.28
0-0-4263.034	FHLMC PL G08796 #3E8	701.99	701.99
0-0-4263.035	FHLMC PL Q51207 #KV9	571.06	571.06
0-0-4263.036	FHLMC PL G08801 #3K4	514.01	514.01
0-0-4263.037	FHLMC PL Q50152 #E22	209.12	209.12
0-0-4263.038	FGLMC PL G08836 #4W7	720.22	720.22
0-0-4263.039	FGLMC PL G08831 #4R8	603.03	603.03
	Total Income Freddie Mac Pool	<u>8,536.24</u>	<u>8,536.24</u>
<b>Change in Accrued Interest Rec</b>			
0-0-4295.001	CHANGE IN ACCR INTEREST REC	27,028.22	27,028.22
	Total Change in Accrued Interest Rec	<u>27,028.22</u>	<u>27,028.22</u>
<b>Gains (Losses) on Securities</b>			
0-0-4300.001	UNREALIZED GAIN (LOSS)	160,085.83	160,085.83
0-0-4400.001	GAIN (LOSS) - SALE OF SECURITY	(8,261.53)	(8,261.53)
	Total Gains (Losses) on Securities	<u>151,824.30</u>	<u>151,824.30</u>
	Total Income Fixed Income Securities	<u>214,496.77</u>	<u>214,496.77</u>

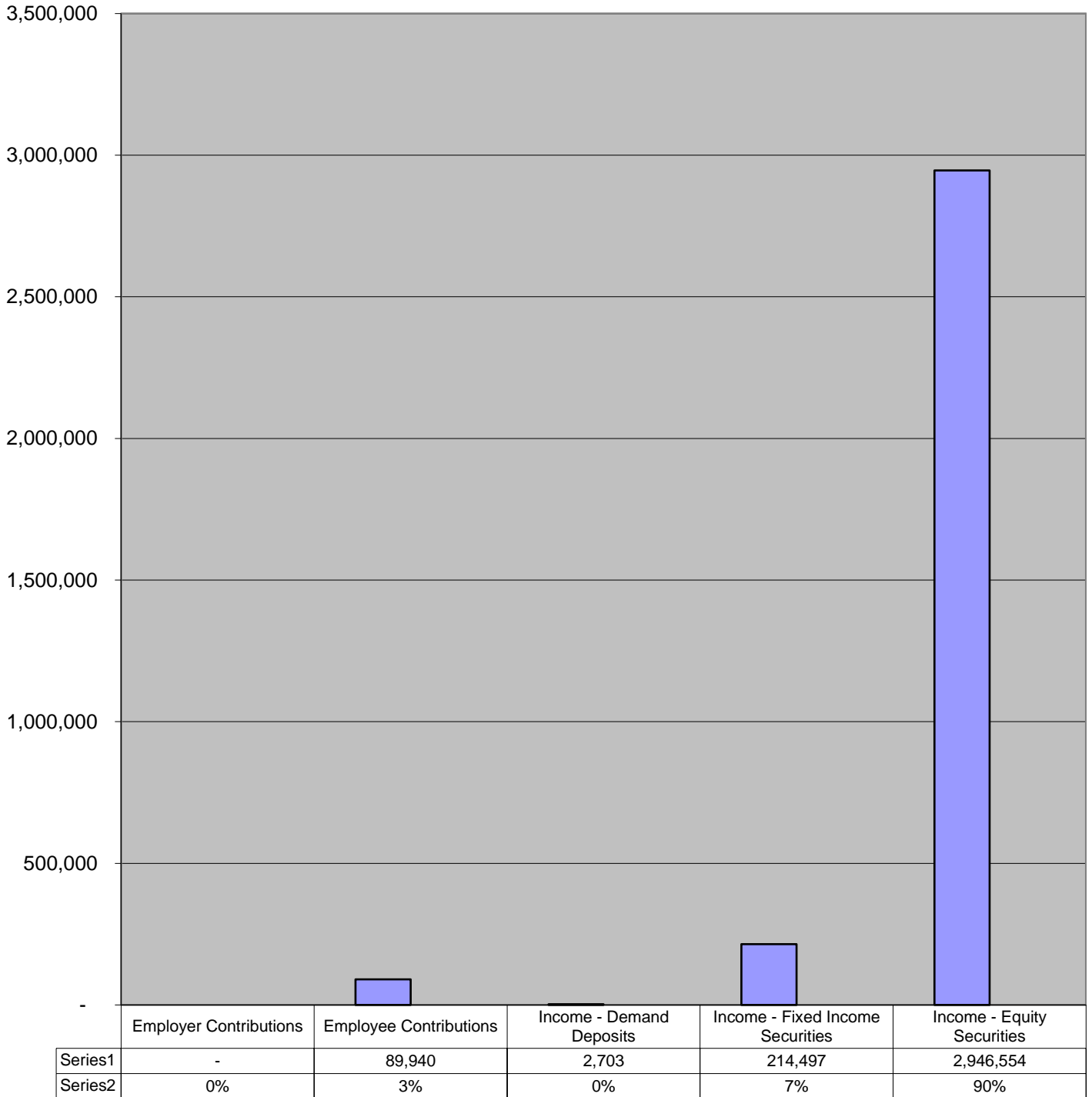
(This statement is continued on the following page.)

**Lisle-Woodridge Firefighter's Pension Fund**  
Revenue Report (Continued)  
For the One Month Ended January 31, 2019

		<u>Current Month</u>	<u>Year to Date</u>
<b>Revenues (Continued)</b>			
<b>Income Equity Securities</b>			
<b>Income Stock Equities</b>			
0-0-4450.001	DVD - UBS - RNC GENTER	\$ 8,443.05	\$ 8,443.05
0-0-4450.002	DVD - UBS - CHILTON	6,444.65	6,444.65
	Total Income/Dividends Stock Equities	<u>14,887.70</u>	<u>14,887.70</u>
0-0-4460.001	G/L - UBS - RNC GENTER	183,962.06	183,962.06
0-0-4460.002	G/L - UBS - CHILTON	135,424.08	135,424.08
	Total Income/Gain (Loss) Stock Equities	<u>319,386.14</u>	<u>319,386.14</u>
	Total Income Stock Equities	<u>334,273.84</u>	<u>334,273.84</u>
<b>Income Mutual Funds</b>			
0-0-4550.006	DVD - BLACKROCK STRATEGIC INC	8,221.57	8,221.57
0-0-4550.007	DVD - PIONEER STRATEGIC INC	7,607.78	7,607.78
	Total Income/Dividends Mutual Funds	<u>15,829.35</u>	<u>15,829.35</u>
0-0-4560.002	G/L - FMI COMMON STOCK	286,842.00	286,842.00
0-0-4560.004	G/L - MFS INTL VALUE	159,574.56	159,574.56
0-0-4560.005	G/L - LOOMIS SAYLES GROWTH	269,022.79	269,022.79
0-0-4560.006	G/L - BLACKROCK STRATEGIC INC	31,671.13	31,671.13
0-0-4560.007	G/L - PIONEER STRATEGIC INC	42,679.73	42,679.73
0-0-4560.010	G/L - INVESCO S&P 500	350,857.74	350,857.74
0-0-4560.011	G/L - JP MORGAN FDS UNDIS MGRS BEHAV	304,452.00	304,452.00
0-0-4560.012	G/L - UNDISCOVERED MG BH VL SL	71,863.38	71,863.38
0-0-4560.013	G/L - ISHARES CORE EMERG MKTS	276,388.89	276,388.89
0-0-4560.014	G/L - AMERICAN FUNDS EUROPACIFIC GROWTH	255,099.65	255,099.65
0-0-4560.015	G/L - AMERICAN FUNDS NEW WORLD	214,793.73	214,793.73
0-0-4560.016	G/L - RIVERFRONT GROWTH & INCOME	333,204.73	333,204.73
	Total Income/Gain (Loss) Mutual Funds	<u>2,596,450.33</u>	<u>2,596,450.33</u>
	Total Income Mutual Funds	<u>2,612,279.68</u>	<u>2,612,279.68</u>
	Total Income Equity Securities	<u>2,946,553.52</u>	<u>2,946,553.52</u>
	Total Income Cash and Investments	<u>3,163,753.09</u>	<u>3,163,753.09</u>
<b>TOTAL REVENUES</b>		<u>\$ 3,253,693.54</u>	<u>\$ 3,253,693.54</u>

(See accountant's compilation report.)

**Lisle-Woodridge Firefighter's Pension Fund  
Revenues  
For the One Month Ended January 31, 2019**



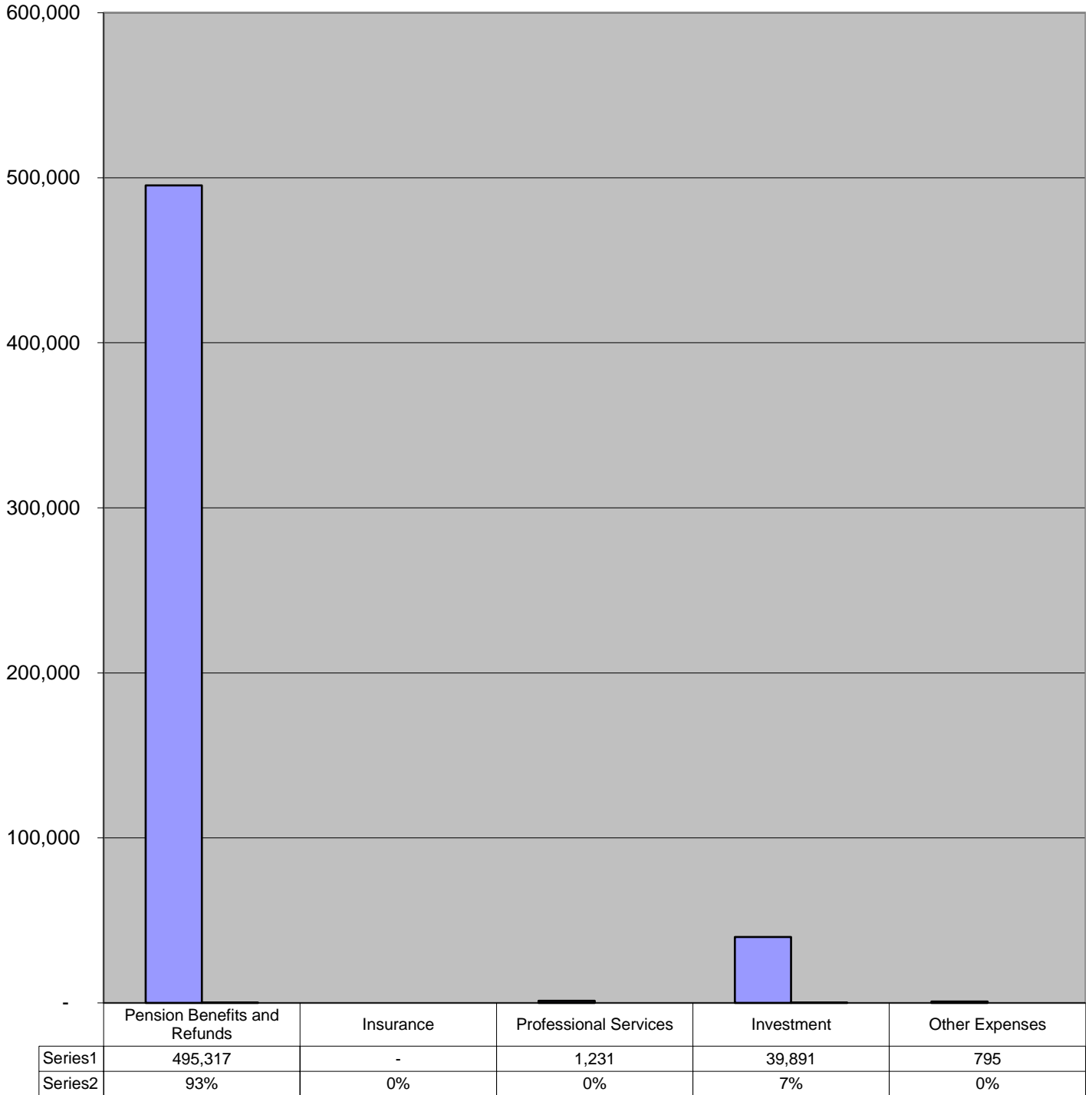
(See accountant's compilation report.)

**Lisle-Woodridge Firefighter's Pension Fund**  
Expense Report  
For the One Month Ended January 31, 2019

		<b>FY19</b>		
		<b>Current Month</b>	<b>Year to Date</b>	<b>Annual Budget</b>
<b>Expenses</b>				
<b>Administrative</b>				
<b>Pension Benefits and Refunds</b>				
0-0-5020.000	SERVICE PENSIONS	\$ 445,616.94	\$ 445,616.94	\$5,916,600.00
0-0-5030.000	NON-DUTY DISABILITY PENSIONS	7,019.31	7,019.31	85,900.00
0-0-5040.000	DUTY DISABILITY PENSIONS	30,541.80	30,541.80	376,800.00
0-0-5050.000	OCCUPATIONAL DISEASE PENSIONS	9,982.28	9,982.28	122,500.00
0-0-5060.000	SURVIVING SPOUSE PENSIONS	2,156.35	2,156.35	25,900.00
0-0-5100.000	REFUND OF CONTRIBUTIONS	-	-	15,000.00
Total Pension Benefit and Refunds		495,316.68	495,316.68	6,542,700.00
<b>Insurance</b>				
0-0-5150.001	FIDUCIARY INSURANCE	-	-	20,000.00
Total Insurance		-	-	20,000.00
<b>Professional Services</b>				
0-0-5170.001	ACTUARIAL SERVICES	-	-	4,600.00
0-0-5170.002	AUDITING SERVICES	-	-	3,600.00
0-0-5170.003	ACCOUNTING & BOOKKEEPING SERV	-	-	22,200.00
0-0-5170.004	MEDICAL SERVICES	-	-	11,100.00
0-0-5170.005	LEGAL SERVICES	1,231.00	1,231.00	25,000.00
0-0-5170.006	PUBLIC STENOGRAPHER/CT REPORT	-	-	800.00
Total Professional Services		1,231.00	1,231.00	67,300.00
<b>Investment</b>				
0-0-5190.001	INVESTMENT MGR/ADVISOR FEES	39,872.88	39,872.88	258,100.00
0-0-5190.004	SAFE DEPOSIT AND BANK FEES	18.00	18.00	300.00
Total Investment		39,890.88	39,890.88	258,400.00
<b>Other Expenses</b>				
0-0-5290.025	CONFERENCE/SEMINAR FEES	-	-	6,200.00
0-0-5290.026	ASSOCIATION DUES	795.00	795.00	1,000.00
0-0-5290.028	POSTAGE EXPENSE	-	-	200.00
0-0-5290.030	SUPPLIES EXPENSE	-	-	1,400.00
0-0-5290.034	IDOI FILING FEE EXPENSE	-	-	8,000.00
0-0-5290.035	OTHER EXPENSE	-	-	10,500.00
Total Other Expenses		795.00	795.00	27,300.00
Total Administrative		41,916.88	41,916.88	373,000.00
<b>TOTAL EXPENSES</b>		<b>\$ 537,233.56</b>	<b>\$ 537,233.56</b>	<b>\$ 6,915,700.00</b>

(See accountant's compilation report.)

**Lisle-Woodridge Firefighter's Pension Fund  
Expenses  
For the One Month Ended January 31, 2019**



(See accountant's compilation report.)

**Lisle-Woodridge Firefighter's Pension Fund**  
**Summary of Property Tax Receipts through January 31, 2019**  
**DuPage County and Will County**

---

	<u>Total Property Taxes</u>
Fiscal Year Ending December 31, 2019	
Per Property Tax Remittances:	
Total DuPage County Collections	\$ -
Total Will County Collections	<u>-</u>
Total Collections	<u><u>\$ -</u></u>

(See accountant's compilation report.)

**Lisle-Woodridge Firefighter's Pension Fund**  
**Summary of Property Tax Receipts through January 31, 2019**  
**DuPage County**

	2018 Taxes	2017 Taxes	2016 Taxes	2015 Taxes	2014 Taxes
Fiscal Year Ending December 31, 2019	\$ -	\$ -	\$ -	\$ -	\$ -
Fiscal Year Ending December 31, 2018		2017 Taxes	2016 Taxes	2015 Taxes	2014 Taxes
		\$ 4,621,616.52	\$ 9.46	\$ 190.70	\$ 277.49
Fiscal Year Ending December 31, 2017			2016 Taxes	2015 Taxes	2014 Taxes
			\$ 4,557,556.99	\$ 339.28	\$ 139.70
Fiscal Year Ending December 31, 2016				2015 Taxes	2014 Taxes
				\$ 4,083,978.00	\$ 10,153.45
<b>SUMMARY</b>	2018 Taxes	2017 Taxes	2016 Taxes	2015 Taxes	2014 Taxes
<b>TOTAL COLLECTED</b>	\$ -	\$ 4,621,616.52	\$ 4,557,566.45	\$ 4,084,507.98	\$ 10,570.64
<b>TAX LEVIED</b>	*	\$ 4,773,571.68	\$ 4,596,387.82	\$ 4,097,019.02	*
<b>TAX EXTENDED</b>	*	\$ 4,655,355.96	\$ 4,565,043.84	\$ 4,090,999.18	*
<b>% COLLECTED</b>	*	99.28%	99.84%	99.84%	*
<b>EXTENDED LESS COLLECTED</b>	*	\$ 33,739.44	\$ 7,477.39	\$ 6,491.20	*

\* Information is not available.

(See accountant's compilation report.)

**Lisle-Woodridge Firefighter's Pension Fund**  
**Summary of Property Tax Receipts through January 31, 2019**  
**Will County**

	2018 Taxes	2017 Taxes	2016 Taxes	2015 Taxes	2014 Taxes
Fiscal Year Ending December 31, 2019	\$ -	\$ -	\$ -	\$ -	\$ -
Fiscal Year Ending December 31, 2018		2017 Taxes	2016 Taxes	2015 Taxes	2014 Taxes
		\$ 3,450.57	\$ -	\$ -	\$ -
Fiscal Year Ending December 31, 2017			2016 Taxes	2015 Taxes	2014 Taxes
			\$ 3,452.15	\$ -	\$ -
Fiscal Year Ending December 31, 2016				2015 Taxes	2014 Taxes
				\$ 3,129.32	\$ 431.97
<b>SUMMARY</b>					
	2018 Taxes	2017 Taxes	2016 Taxes	2015 Taxes	2014 Taxes
<b>TOTAL COLLECTED</b>	\$ -	\$ 3,450.57	\$ 3,452.15	\$ 3,129.32	\$ 431.97
<b>TAX LEVIED</b>	*	\$ 3,450.57	\$ 3,452.15	\$ 3,129.98	*
<b>TAX EXTENDED</b>	*	\$ 3,450.57	\$ 3,452.15	\$ 3,129.98	*
<b>% COLLECTED</b>	*	100.00%	100.00%	99.98%	*
<b>EXTENDED LESS COLLECTED</b>	*	\$ -	\$ -	\$ 0.66	*

\* Information is not available.

(See accountant's compilation report.)



**Lisle-Woodridge Firefighter's Pension Fund Cash Projections FY2019**  
**MB Financial Bank**

Starting Date 1/1/2019

	Beginning	Jan-19	Feb-19	Mar-19	Apr-19	May-19	Jun-19	Jul-19	Aug-19	Sep-19	Oct-19	Nov-19	Dec-19	Total
<b>Cash on Hand (beginning of month)</b>	63,641	63,641	79,647	57,747	34,747	39,347	27,347	21,347	21,347	43,347	43,347	49,347	44,347	
<b>CASH RECEIVED</b>														
Distribution Funding		420,000	420,000	420,000	450,000	450,000	450,000	450,000	450,000	450,000	450,000	450,000	450,000	5,310,000
Member Contributions		89,941	61,000	64,000	58,000	63,000	61,000	58,000	83,000	60,000	61,000	61,000	59,000	778,941
Other Misc		-	-	-	-	-	-	-	-	-	-	-	-	-
<b>TOTAL CASH RECEIVED</b>		509,941	481,000	484,000	508,000	513,000	511,000	508,000	533,000	510,000	511,000	511,000	509,000	6,088,941
<b>Total Cash Available</b>	63,641	573,582	560,647	541,747	542,747	552,347	538,347	529,347	554,347	553,347	554,347	560,347	553,347	
<b>CASH PAID OUT</b>														
Pension Payments		493,917	499,800	498,000	503,000	503,000	503,000	503,000	503,000	504,000	504,000	505,000	505,000	6,024,717
Pension Refunds		-	-	-	-	-	-	-	-	-	-	-	-	-
Other Expenses		18	3,100	9,000	400	22,000	14,000	5,000	8,000	6,000	1,000	11,000	1,000	80,518
Wire Transfers Out (In)		-	-	-	-	-	-	-	-	-	-	-	-	-
<b>TOTAL CASH PAID OUT</b>		493,935	502,900	507,000	503,400	525,000	517,000	508,000	511,000	510,000	505,000	516,000	506,000	6,105,235
<b>Cash on Hand (end of month)</b>	63,641	79,647	57,747	34,747	39,347	27,347	21,347	21,347	43,347	43,347	49,347	44,347	47,347	

\*\* Amount estimated\*\*

(See accountant's compilation report.)