



**LISLE-WOODRIDGE
FIREFIGHTERS' PENSION FUND**

ACCOUNTANT'S COMPILATION REPORT

For the Five Months Ended May 31, 2019



SIKICH.COM

LISLE-WOODRIDGE FIREFIGHTER’S PENSION FUND
TABLE OF CONTENTS

	<u>Page(s)</u>
ACCOUNTANT’S COMPILATION REPORT.....	1
BASIC FINANCIAL STATEMENTS	
Statement of Fiduciary Net Position.....	2
Statement of Changes in Fiduciary Net Position.....	3
SUPPLEMENTARY INFORMATION	
Balance Sheet.....	4-9
Cash and Investments Chart.....	10
Revenue Report.....	11-16
Revenues Chart	17
Expense Report	18
Expenses Chart.....	19
Property Tax Revenue Analysis.....	20-21
• DuPage County	
• Will County	
Cash Flow Projections Report FY2019.....	22

1415 West Diehl Road, Suite 400
Naperville, IL 60563
630.566.8400

SIKICH.COM

ACCOUNTANT'S COMPILATION REPORT

The Honorable President
Members of the Board of Trustees
Lisle-Woodridge Firefighter's Pension Fund
Lisle, Illinois 60532

Management is responsible for the accompanying statement of fiduciary net position of the Lisle-Woodridge Firefighter's Pension Fund, a pension trust fund of the Lisle-Woodridge Fire Protection District of Lisle, Illinois, as of May 31, 2019 and the related statement of changes in fiduciary net position for the five months ended May 31, 2019. We have performed a compilation engagement in accordance with Statements on Standards for Accounting and Review Services promulgated by the Accounting and Review Services Committee of the AICPA. We did not audit or review the financial statements nor were we required to perform any procedures to verify the accuracy or completeness of the information provided by management. Accordingly, we do not express an opinion, a conclusion, nor provide any form of assurance on these financial statements.

The accompanying supplementary information is presented for purposes of additional analysis and is not a required part of the basic financial statements. Such information is the responsibility of management. The supplementary information was subject to our compilation engagement. We have not audited or reviewed the supplementary information and do not express an opinion, a conclusion, nor provide any assurance on such supplementary information.

Management has elected to omit substantially all of the disclosures and required supplementary information required by accounting principles generally accepted in the United States of America. If the omitted disclosures and required supplementary information were included in the financial statements, they might influence the user's conclusions about the Firefighter's Pension Fund's assets, liabilities, net position, additions and deductions. Accordingly, these financial statements are not designed for those who are not informed about such matters.

Sikich LLP

Naperville, Illinois
June 11, 2019

BASIC FINANCIAL STATEMENTS

Lisle-Woodridge Firefighter's Pension Fund

Statement of Fiduciary Net Position

May 31, 2019

ASSETS

Cash and Investments

Demand Deposits	\$	666,115.26
Corporate Bonds		8,731,943.14
US Treasury Notes		6,619,665.80
US Treasury Bonds		2,245,322.05
US Treasury Bills		299,274.00
FNMA Pool		978,182.74
Freddie Mac Pool		2,830,533.62
FFCB Bonds		136,567.08
FHLMC Notes		206,196.16
Stock Equities		5,129,632.16
Mutual Funds		37,289,202.91

Other Assets

Accrued Interest Receivable		<u>122,537.15</u>
-----------------------------	--	-------------------

Total Assets		65,255,172.07
--------------	--	---------------

LIABILITIES

None		<u>-</u>
------	--	----------

NET POSITION RESTRICTED FOR PENSIONS

	\$	<u><u>65,255,172.07</u></u>
--	----	-----------------------------

(See accountant's compilation report.)

Lisle- Woodridge Firefighter's Pension Fund
Statement of Changes in Fiduciary Net Position
For the Five Months Ended May 31, 2019

ADDITIONS

Contributions		
Employer Contributions	\$ 237.11	
Employee Contributions	345,622.60	
Total Contributions	345,859.71	
Investment Income		
Net Appreciation (Depreciation) in Fair Value of Investments		
Fixed Income Securities	803,116.94	
Stock Equity	422,449.67	
Mutual Funds	3,033,154.93	
Interest and Dividends		
Demand Deposits	12,885.07	
Fixed Income Securities	287,584.78	
Stock Equity	73,346.14	
Mutual Funds	99,046.02	
Total Investment Income (Loss)	4,731,583.55	
Less Investment Expense	(97,650.95)	
Net Investment Income (Loss)	4,633,932.60	
Total Additions	4,979,792.31	
DEDUCTIONS		
Pension Benefits and Refunds		
Pension Benefits	2,491,704.66	
Refunds	-	
Administrative Expenses		
Insurance	13,723.00	
Professional Services	14,705.45	
Other Expenses	993.23	
Total Deductions	2,521,126.34	
Net Increase (Decrease)	2,458,665.97	
Net Position Restricted for Pensions January 1	62,796,506.10	
End of Period	\$ 65,255,172.07	

(See accountant's compilation report.)

SUPPLEMENTARY INFORMATION

Lisle-Woodridge Firefighter's Pension Fund

Balance Sheet

May 31, 2019

Demand Deposits

0-0-1100.001	PETTY CASH	\$	100.00
0-0-1102.001	CK - MB FINANCIAL #4710000418		75,633.59
0-0-1105.001	UBS-EM22472 CASH		87,770.32
0-0-1105.002	UBS-EM22475 AMER NEW WORLD		-
0-0-1105.003	UBS-EM22478 FMI		337.22
0-0-1105.004	UBS-EM22480 AMER FUNDS EURO		1.48
0-0-1105.005	UBS-EM22487 PACIFIC INCOME		81,891.89
0-0-1105.006	UBS-EM22500 RNC GENTER		73,689.01
0-0-1105.007	UBS-EM22958 MFS		807.45
0-0-1105.008	UBS-EM24449 TORTOISE		310,985.76
0-0-1105.009	UBS-EM24453 CHILTON		33,982.47
0-0-1105.011	UBS-EM24457 LOOMIS SAYLES		0.72
0-0-1105.012	UBS-EM24458 BLACKROCK		15.07
0-0-1105.013	UBS-EM24460 PIONEER INCOME		3.72
0-0-1105.014	UBS-EM24465 RIVERFRONT		6.14
0-0-1105.016	UBS-EM24468 INVESCO SP 500		2.52
0-0-1105.017	UBS-EM24469 JPMORGAN		417.62
0-0-1105.018	UBS-EM24478 ISHARES		470.28
			<hr/>
	Total Demand Deposits		666,115.26

Corporate Bonds

0-0-1151.014	PNC FUNDING CORP #BL6		92,777.70
0-0-1151.016	PRIVATE EXPT FDG #DV1		110,708.07
0-0-1151.017	FIDELITY NATL #AP1		25,965.94
0-0-1151.038	NATIONAL RETAIL PROP #AG1		51,953.53
0-0-1151.050	HAWAIIAN AIRLINES #AA5		85,710.81
0-0-1151.068	US AIRWAYS #AA1		73,199.28
0-0-1151.081	RPM INTL INC #AR4		83,772.74
0-0-1151.082	BOEING CAPITAL #AL8		83,338.31
0-0-1151.085	EXELON CORP NTS #AH4		74,985.75
0-0-1151.086	BB&T CORP MED #AU7		74,958.00
0-0-1151.087	CARLISLE COS INC #AE0		81,483.66
0-0-1151.091	GOLDMAN SACHS GROUP #GQ1		76,220.00
0-0-1151.093	CITIGROUP INC #FT3		75,703.95
0-0-1151.094	J P MORGAN CHASE #JD3		101,309.51
0-0-1151.095	MICROSOFT CORP #BA1		79,861.60
0-0-1151.097	AMERICAN TOWER #AA8 -PI		80,529.93
0-0-1151.100	AGILENT TECHNOLOGIES #AH4		77,403.20
0-0-1151.101	NBCUNIVERSAL MEDIA #AH3		74,721.20
0-0-1151.102	GATX CORP #AQ6		66,802.78
0-0-1151.108	FMC CORP NTS #AS4		74,880.00
0-0-1151.112	TYCO ELECTRONICS #AR8		74,710.50
0-0-1151.113	CADENCE DESIGN SYS #AL2		64,749.10
0-0-1151.120	AMER AIRLN 15-2 #AB2		68,633.76
0-0-1151.122	PARKER HANNIFIN #AM7		79,914.40
0-0-1151.124	DUKE ENERGY CAROLINAS #AE4		89,630.30
0-0-1151.125	STANLEY BLACK & DECKER #AA9		78,857.60
0-0-1151.145	SYSCO #BD8		103,332.20
0-0-1151.148	TRI-STATE #AH1		110,849.17
0-0-1151.150	EQUIFAX #AK1		69,966.40
0-0-1151.158	COLUMBIA PIPELINE #AF6		85,023.30
0-0-1151.183	BUNGE LTD FIN #AX8		80,381.62
0-0-1151.184	ARCHER-DANIELS #BL5		80,550.09
0-0-1151.192	CABOT CORP #AK7		79,879.20

(This statement is continued on the following pages.)

Lisle-Woodridge Firefighter's Pension Fund

Balance Sheet (Continued)

May 31, 2019

Corporate Bonds (Continued)

0-0-1151.193	INGREDION INC #AB8 - PI	\$	79,965.60
0-0-1151.200	SEMPRA ENERGY #AZ2		94,903.10
0-0-1151.201	XYLEM INC B/E #AJ9		79,835.20
0-0-1151.202	ERP OPERATING LP B/E #BF9		79,472.80
0-0-1151.205	KINDER MORGAN ENERGY #BS4		46,275.11
0-0-1151.214	BROADRIDGE FINANCIAL #AC7 PACIFIC INCOME		79,671.20
0-0-1151.215	ABBOTT LABS #BF6 PACIFIC INCOME		43,672.64
0-0-1151.216	HANOVER INS. #AF2 PACIFIC INCOME		69,836.90
0-0-1151.227	APPLE INC #CG3		55,555.45
0-0-1151.229	APPLE #CK4		64,968.15
0-0-1151.235	FIRST HORIZON NATL #AB1		56,537.25
0-0-1151.236	PHYSICIANS REALTY #AA0		59,645.90
0-0-1151.238	CAPITAL ONE FINANCIAL #BN4		114,648.10
0-0-1151.239	CITIGROUP INC #LD1		131,655.50
0-0-1151.246	MERCURY GENL #AB6 -PI		79,877.60
0-0-1151.247	CAPITAL ONE FINANCIAL #BN4 -PI		79,755.20
0-0-1151.250	VULCAN MATERIALS #AT6 -PI		79,682.40
0-0-1151.253	VULCAN MATERIALS #AS8		79,047.00
0-0-1151.262	BK OF NY MELLON #AC1		90,000.00
0-0-1151.265	DOMINION RESOURCES #CT4		55,056.65
0-0-1151.271	MOTOROLA SOLUTIONS #BE8		91,422.45
0-0-1151.273	MORGAN STANLEY #AK4		63,252.07
0-0-1151.282	PPL CAPITAL FUNDING #AM5		64,214.80
0-0-1151.283	DISCOVERY COMM #AS8		97,339.60
0-0-1151.284	ALLEGION US #AE4		79,806.40
0-0-1151.285	HUDSON PACIFIC #AA4		59,912.22
0-0-1151.286	EQT CORP NTS #AF6		59,156.80
0-0-1151.289	LEGGETT & PLATT INC #AY3		79,472.80
0-0-1151.290	PHILIP MORRIS INTL #CD9		119,485.20
0-0-1151.293	SPRINT AIR 2017 #AA4		52,402.68
0-0-1151.294	GENL ELEC CO #BH5		82,252.50
0-0-1151.295	SOUTHERN CO #CV7		63,633.70
0-0-1151.296	GOLDMAN SACHS #WV2		125,000.00
0-0-1151.298	ENERGY TRANS PART #BG3		36,408.40
0-0-1151.301	LINCOLN NATL CORP #BH1 - TC		64,848.55
0-0-1151.302	PRUDENTIAL FINL #CC7		75,000.00
0-0-1151.303	PHILLIPS 66 NTS #AS3		105,000.00
0-0-1151.304	CVS HEALTH #CY4		44,502.75
0-0-1151.305	ALBEMARLE #AD9		42,720.03
0-0-1151.306	FIFTH THIRD BANCORP #CV0		104,811.00
0-0-1151.308	ONEOK PARTNERS #AP8		88,757.85
0-0-1151.309	ANALOG DEVICES #AQ8		69,864.90
0-0-1151.310	STORE CAP #AA8		34,830.25
0-0-1151.316	BANK OF AMER #HE2		119,878.80
0-0-1151.317	SSM HEALTH CARE #AB1		120,000.00
0-0-1151.319	CITY OF HOPE #AB7		55,000.00
0-0-1151.320	GOLDMAN SACHS #XD1		95,000.00
0-0-1151.321	BRIGHTHOUSE FINL #AC7		31,444.19
0-0-1151.322	WALMART INC #ED1		79,872.00
0-0-1151.323	SOUTHERN CALIF #GK3		61,464.26
0-0-1151.326	BANK OF AMER #EU9		79,011.20
0-0-1151.327	MORGAN STANLEY #DZ6		79,091.20
0-0-1151.328	BK OF NY MELLON #AD5		79,928.05
0-0-1151.331	JP MORGAN CHASE #AU0		95,000.00
0-0-1151.332	BUCKEYE PARTNERS #AQ4		64,062.40

(This statement is continued on the following pages.)

Lisle-Woodridge Firefighter's Pension Fund

Balance Sheet (Continued)

May 31, 2019

Corporate Bonds (Continued)

0-0-1151.336	AT&T INC NTS #GD8 - TC	\$ 50,000.00
0-0-1151.337	CATERPILLAR FINL SERVICE #2N8 - TC	59,953.80
0-0-1151.338	CROWN CASTLE INTL CORP #AC5 - TC	33,579.59
0-0-1151.340	SYNOVUS FINANCIAL CORP #AL9 - TC	62,347.55
0-0-1151.341	INTERPUBLIC GROUP OF COS #BP4 - TC	34,883.10
0-0-1151.343	COMCAST CORP #CS8 - TC	44,944.65
0-0-1151.344	COMCAST CORP #CL3 - TC	49,967.00
0-0-1151.345	SUNTRUST BANK #BA4 - TC	45,000.00
0-0-1151.347	AFLAC INC # AY8 - TC	49,670.00
0-0-1151.351	SANTANDER HOLDINGS USA #AU0 - TC	29,946.90
0-0-1151.354	CNH INDL CPTL LLC #AH7 - TC	55,025.30
0-0-1151.355	AIRCASTLE LTD NTS #AR2 - TC	39,932.40
0-0-1151.356	ANHEUSER-BUSCH INBEV #AB2 - TC	62,298.60
0-0-1151.357	ENTERGY TEXAS INC #AG9 - TC	44,916.30
0-0-1151.358	GENERAL MOTORS CO #AK6 - TC	48,878.50
0-0-1151.364	US AI 2012-1 A #AD6 - TC	30,180.30
0-0-1151.365	AXA EQUITABLE HLDGS INC #AM7 - TC	38,150.00
0-0-1151.366	MACYS RETAIL HLDGS INC #AL1 - TC	37,306.00
0-0-1151.367	ALTRIA GROUP INC #BD4 - TC	39,886.80
0-0-1151.368	GENL ELEC CO #BF9	21,200.00
0-0-1151.369	STIFEL FINANCIAL #AD4	69,273.98
0-0-1151.370	AMERICAN HOMES #AB3	77,771.55
0-0-1151.371	VERIZON COMM #DS0	48,852.00
0-0-1151.372	SUNOCO LOGISTICS #AQ2	39,664.40
0-0-1151.373	AMER 2017-2B #AA0	30,564.95
0-0-1151.374	CITIGROUP #MF5	60,000.00
0-0-1151.375	WELLS FARGO & CO #SJ1	101,688.00
0-0-1151.376	JPMORGAN CHASE #AQ9	124,143.75
0-0-1151.377	AON CORP #BC6 - TC	79,927.20
0-0-1151.378	BOARDWALK PIPELINES LLC #AG3 - TC	34,969.55
0-0-1151.379	CELANESE US HOLDINGS LLC #AJ3 - TC	34,963.25
0-0-1151.380	PRINCIPAL FINANCIAL GROUP #AR3 - TC	64,844.10
0-0-1151.381	REINSURANCE GROUP AMER #AN9 - TC	39,901.60
0-0-1151.382	WASTE MGMT INC #BF5 - TC	69,995.80
0-0-1151.999	UNREALIZED GAIN (LOSS) CORPORATE BONDS	<u>180,643.82</u>
	Total Corporate Bonds	<u>8,731,943.14</u>

US Treasury Notes

0-0-1252.019	US TREASURY NOTE #NT3	115,457.81
0-0-1252.020	US TREASURY NOTE #P46 - PI	562,726.55
0-0-1252.040	US TREASURY NOTE #S76	139,778.43
0-0-1252.057	US TREASURY NOTE #W55 -PI	277,796.25
0-0-1252.098	US TREASURY NOTE #4N7 -PI	1,022,620.05
0-0-1252.103	US TREASURY NOTE #4S6 - PI	39,998.57
0-0-1252.104	US TREASURY NOTE #3T5 - TC	164,972.40
0-0-1252.124	US TREASURY NOTE #6L9 - TC	177,588.28
0-0-1252.125	US TREASURY NOTE #C57 - TC	2,895,486.02
0-0-1252.126	US TREASURY NOTE #W71- TC	380,746.92
0-0-1252.127	US TREASURY NOTE #6T2 - PI	121,078.61
0-0-1252.128	US TREASURY NOTE #6R6 - TC	69,145.55
0-0-1252.129	US TREASURY NOTE #6T2 - TC	535,124.12
0-0-1252.999	UNREALIZED GAIN (LOSS) US TREASURY NOTES	<u>117,146.24</u>
	Total US Treasury Notes	<u>6,619,665.80</u>

(This statement is continued on the following pages.)

Lisle-Woodridge Firefighter's Pension Fund

Balance Sheet (Continued)

May 31, 2019

US Treasury Bonds

0-0-1255.003	US TREASURY BOND #QD3	\$	207,417.07
0-0-1255.004	US TREASURY BOND #QS0		55,907.99
0-0-1255.010	US TREASURY BOND #RX8		394,336.72
0-0-1255.013	US TREASURY BOND #QA9		91,525.00
0-0-1255.020	US TREASURY BOND #SF6 - TC		1,317,600.00
0-0-1255.999	UNREALIZED GAIN (LOSS) US TREASURY BONDS		178,535.27
			<hr/>
	Total US Treasury Bonds		2,245,322.05
			<hr/>

US Treasury Bill

0-0-1256.003	US TREASURY BILL #RZ4		298,298.27
0-0-1256.999	UNREALIZED GAIN (LOSS) - US T BILL		975.73
			<hr/>
	Total US Treasury Bills		299,274.00
			<hr/>

FNMA Pool

0-0-1262.002	FNMA PL 753098 #UX5		13,022.25
0-0-1262.003	FNMA PL 725946 #P79		34,155.50
0-0-1262.004	FNMA PL 799519 #G45		1,718.33
0-0-1262.005	FNMA PL 799695 #NL9		8,774.96
0-0-1262.006	FNMA PL 797665 #FE9		9,263.36
0-0-1262.007	FNMA PL 844386 #CX5		619.99
0-0-1262.008	FNMA PL 865200 #GH6		811.34
0-0-1262.009	FNMA PL 831541 #ZE9		4,385.30
0-0-1262.010	FNMA PL 891601 #RW2		1,903.01
0-0-1262.011	FNMA PL 892239 #HQ4		5,451.70
0-0-1262.012	FNMA PL 893427 #SQ7		1,837.55
0-0-1262.013	FNMA PL 896535 #BC8		2,489.71
0-0-1262.014	FNMA PL 900883 #2Q8		13,736.27
0-0-1262.015	FNMA PL 937289 #XS0		4,239.87
0-0-1262.016	FNMA PL 940525 #LE9		394.38
0-0-1262.017	FNMA PL 949244 #BM8		2,347.99
0-0-1262.018	FNMA PL 966555 #H83		1,103.05
0-0-1262.020	FNMA PL 929301 #NS3		10,136.80
0-0-1262.021	FNMA PL 983077 #CN5		6,626.24
0-0-1262.022	FNMA PL 889409 #DN1		496.99
0-0-1262.023	FNMA PL 930871 #FL0		21,917.75
0-0-1262.024	FNMA PL AB9754 #ZU3		92,666.23
0-0-1262.025	FNMA PL AB9763 #Z58		49,012.51
0-0-1262.026	FNMA PL AB9774 #2G0		107,552.71
0-0-1262.027	FNMA PL AS2764 #CA9		150,319.38
0-0-1262.028	FNMA PL AY3728 #EA4		81,048.94
0-0-1262.029	FNMA PL BJ8647 #TD2		187,671.00
0-0-1262.031	FNMA PL BN9985 #CX3 - PI		151,541.02
0-0-1262.999	UNREALIZED GAIN (LOSS) FNMA POOL		12,938.61
			<hr/>
	Total FNMA Pool		978,182.74
			<hr/>

Freddie Mac Pool

0-0-1263.001	FHLMC PL C91820 #AV3		53,321.09
0-0-1263.002	FHLMC PL C91816 #AR2		104,026.88
0-0-1263.003	FHLMC PL A13570 #6F1		19,852.93
0-0-1263.004	FHLMC PL A23557 #5S9		114,076.26
0-0-1263.005	FHLMC PL G08008 #AJ9		810.11
0-0-1263.006	FHLMC PL A38978 #6P0		5,779.21
0-0-1263.007	FHLMC PL G08087 #CZ1		10,065.83

(This statement is continued on the following pages.)

Lisle-Woodridge Firefighter's Pension Fund

Balance Sheet (Continued)

May 31, 2019

Freddie Mac Pool (Continued)

0-0-1263.008	FHLMC PL A51101 #GJ8	\$ 1,558.10
0-0-1263.009	FHLMC PL A54908 #NZ5	27,497.97
0-0-1263.010	FHLMC PL A54224 #VR6	345.70
0-0-1263.011	FHLMC PL A53752 #EZ7	37,043.07
0-0-1263.012	FHLMC PL A62706 #AF7	3,161.76
0-0-1263.013	FHLMC PL A64158 #TP2	1,748.47
0-0-1263.014	FHLMC PL A67491 #KC2	2,626.91
0-0-1263.015	FHLMC PL A69472 #QZ6	6,897.94
0-0-1263.016	FHLMC PL A75230 #Y33	6,183.23
0-0-1263.017	FHLMC PL G04176 #6M7	4,728.31
0-0-1263.018	FHLMC PL A77977 #2J6	4,549.63
0-0-1263.019	FHLMC PL G04816 #VH8	15,089.81
0-0-1263.020	FHLMC PL G05507 #NY8	10,894.56
0-0-1263.021	FHLMC PL G05518 #PB6	11,406.01
0-0-1263.022	FHLMC PL C09032 #A91	50,900.45
0-0-1263.023	FHLMC PL G08542 #S84	89,311.81
0-0-1263.024	FHLMC PL Q30081 #CT8	106,720.58
0-0-1263.025	FHLMC PL G08601 #U32	116,690.22
0-0-1263.026	FHLMC PL G08632 #V23	87,278.98
0-0-1263.027	FHLMC PL G08670 #W89	96,136.42
0-0-1263.031	FHLMC PL G08697 #X39	14,353.30
0-0-1263.032	FHLMC PL G08741 #ZF0	450,945.43
0-0-1263.033	FHLMC PL G08742 #ZG8	176,490.24
0-0-1263.034	FHLMC PL G08796 #3E8	229,703.24
0-0-1263.035	FHLMC PL Q51207 #KV9	187,268.65
0-0-1263.036	FHLMC PL G08801 #3K4	145,317.69
0-0-1263.037	FHLMC PL Q50152 #E22	61,077.40
0-0-1263.038	FGLMC PL G08836 #4W7	207,169.68
0-0-1263.039	FGLMC PL G08831 #4R8	174,541.10
0-0-1263.040	FHLMC PL Q58717 #VK9	198,685.79
0-0-1263.999	UNREALIZED GAIN (LOSS) FREDDIE MAC POOL	<u>(3,721.14)</u>
	Total Freddie Mac Pool	<u>2,830,533.62</u>

FFCB Bonds

0-0-1284.001	FFCB #2K2	137,000.00
0-0-1284.999	UNREALIZED GAIN (LOSS) FFCB BONDS	<u>(432.92)</u>
	Total FFCB Bonds	<u>136,567.08</u>

FHLMC Notes

0-0-1285.015	FHLMC NTS 1.875% #EK1	196,178.80
0-0-1285.999	UNREALIZED GAIN (LOSS) FHLMC NOTES	<u>10,017.36</u>
	Total FHLMC Notes	<u>206,196.16</u>

Stock Equities

0-0-1450.001	UBS - RNC GENTER	3,672,214.46
0-0-1450.002	UBS - CHILTON	<u>1,457,417.70</u>
	Total Stock Equities	<u>5,129,632.16</u>

Mutual Funds

0-0-1550.002	FMI COMMON STOCK	3,401,191.17
0-0-1550.004	MFS INTL VALUE	3,836,727.31
0-0-1550.005	LOOMIS SAYLES GROWTH	3,600,771.76
0-0-1550.006	BLACKROCK STRATEGIC INC	3,128,552.90

(This statement is continued on the following page.)

Lisle-Woodridge Firefighter's Pension Fund

Balance Sheet (Continued)

May 31, 2019

Mutual Funds (Continued)

0-0-1550.007	PIONEER STRATEGIC INC	\$	2,877,341.11
0-0-1550.010	INVESCO S&P 500		3,357,323.27
0-0-1550.011	JP MORGAN FDS UNDIS MGRS BEHAV		2,412,519.62
0-0-1550.012	UNDISCOVERED MG BH VL SL		645,333.31
0-0-1550.013	ISHARES CORE EMERG MKTS		2,934,330.56
0-0-1550.014	AMERICAN FUNDS EUROPACIFIC GROWTH		3,437,900.18
0-0-1550.015	AMERICAN FUNDS NEW WORLD		2,872,826.19
0-0-1550.016	RIVERFRONT GROWTH & INCOME		<u>4,784,385.53</u>
	Total Mutual Funds		<u>37,289,202.91</u>

Other Assets

0-0-1900.000	ACCRUED INTEREST RECEIVABLE		<u>122,537.15</u>
	Total Other Assets		<u>122,537.15</u>

TOTAL ASSETS

\$ 65,255,172.07

LIABILITIES

0-0-2000.000	ACCOUNTS PAYABLE	\$	<u>-</u>
	Total Liabilities		<u>-</u>

FUND BALANCE

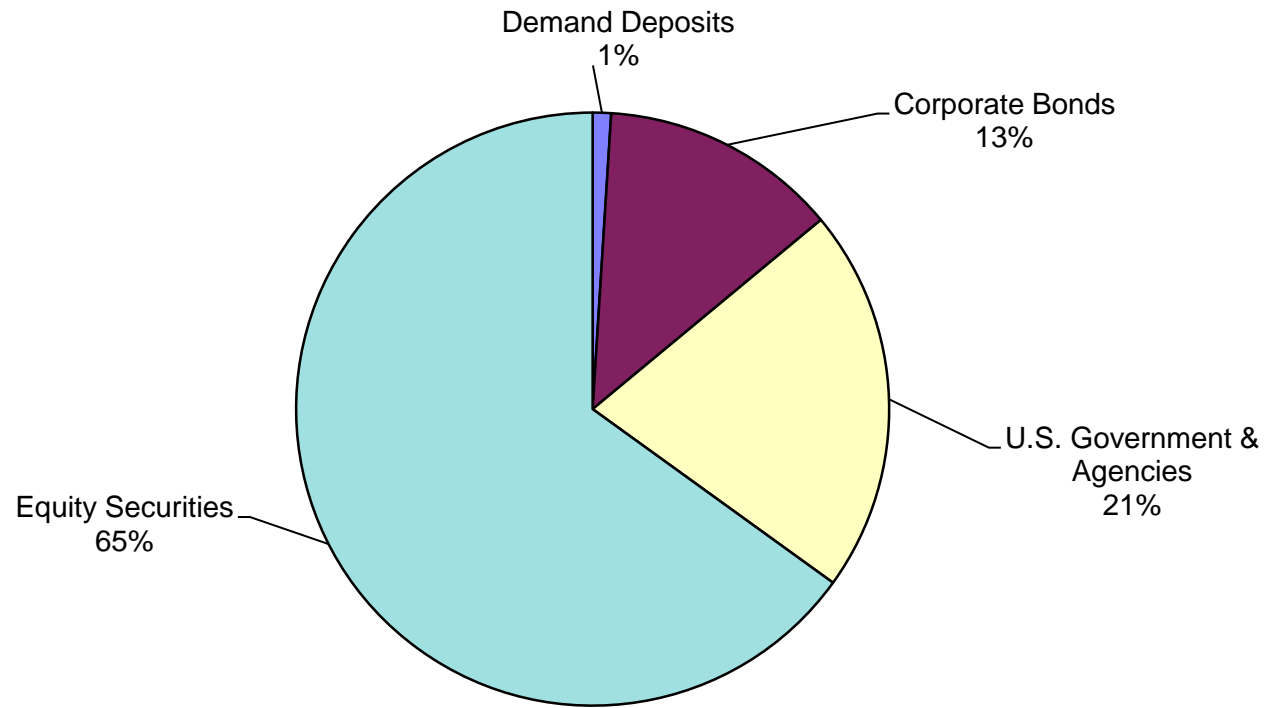
0-0-3000.001	FUND BALANCE		<u>65,255,172.07</u>
--------------	--------------	--	----------------------

TOTAL LIABILITIES AND FUND BALANCE

\$ 65,255,172.07

(See accountant's compilation report.)

**Lisle-Woodridge Firefighter's Pension Fund
Cash and Investments
May 31, 2019**



(See accountant's compilation report.)

Lisle-Woodridge Firefighter's Pension Fund
Revenue Report
For the Five Months Ended May 31, 2019

		<u>Current Month</u>	<u>Year to Date</u>
Revenues			
Employer and Member Contributions			
Employer Contributions			
0-0-4000.000	CURRENT TAX	\$ 68.40	\$ 237.11
0-0-4040.000	OTHER MUNICIPAL REVENUE	-	-
	Total Employer Contributions	<u>68.40</u>	<u>237.11</u>
Employee Contributions			
0-0-4050.000	CONTRIBUTIONS - CURRENT YEAR	<u>66,987.06</u>	<u>345,622.60</u>
	Total Employee Contributions	<u>66,987.06</u>	<u>345,622.60</u>
	Total Employer and Employee Contributions	<u>67,055.46</u>	<u>345,859.71</u>
Income Cash and Investments			
Interest Demand Deposits			
0-0-4105.001	UBS-EM22472 CASH	681.84	5,498.02
0-0-4105.002	UBS-EM22475 AMER NEW WORLD	0.00	1.56
0-0-4105.003	UBS-EM22478 FMI	0.11	0.11
0-0-4105.004	UBS-EM22480 AMER FUNDS EURO	-	1.10
0-0-4105.005	UBS-EM22487 PACIFIC INCOME	553.91	2,842.68
0-0-4105.006	UBS-EM22500 RNC GENTER	499.20	1,261.72
0-0-4105.007	UBS-EM22958 MFS	1.55	5.77
0-0-4105.008	UBS-EM24449 TORTOISE	459.09	2,464.24
0-0-4105.009	UBS-EM24453 CHILTON	243.90	808.54
0-0-4105.014	UBS-EM24465 RIVERFRONT	-	1.15
0-0-4105.017	UBS-EM24469 JPMORGAN	0.14	0.14
0-0-4105.018	UBS-EM24478 ISHARES	-	0.04
	Total Interest Demand Deposits	<u>2,439.74</u>	<u>12,885.07</u>
Income Fixed Income Securities			
Income Corporate Bonds			
0-0-4151.014	PNC FUNDING CORP #BL6	-	1,859.38
0-0-4151.016	PRIVATE EXPT FDG #DV1	-	1,276.50
0-0-4151.017	FIDELITY NATL #AP1	-	471.25
0-0-4151.021	STIFEL FINANCIAL #AE2	-	507.50
0-0-4151.037	ESSEX PORTFOLIO LP #AN7	-	360.59
0-0-4151.050	HAWAIIAN AIRLINES #AA5	-	1,679.48
0-0-4151.068	US AIRWAYS #AA1	1,418.74	1,418.74
0-0-4151.079	DU PONT DE NEMOURS #BW8	-	2,300.00
0-0-4151.081	RPM INTL INC #AR4	-	2,450.00
0-0-4151.082	BOEING CAPITAL #AL8	-	1,880.00
0-0-4151.091	GOLDMAN SACHS GROUP #GQ1	-	2,100.00
0-0-4151.093	CITIGROUP INC #FT3	-	1,687.50
0-0-4151.094	J P MORGAN CHASE #JD3	-	2,250.00
0-0-4151.095	MICROSOFT CORP #BA1	-	950.00
0-0-4151.097	AMERICAN TOWER #AA8 -PI	-	1,880.00
0-0-4151.100	AGILENT TECHNOLOGIES #AH4	-	1,280.00
0-0-4151.101	NBCUNIVERSAL MEDIA #AH3	-	1,150.00
0-0-4151.102	GATX CORP #AQ6	-	1,267.50
0-0-4151.108	FMC CORP NTS #AS4	-	1,537.50
0-0-4151.112	TYCO ELECTRONICS #AR8	-	1,293.75
0-0-4151.113	CADENCE DESIGN SYS #AL2	-	1,421.88
0-0-4151.116	FISERV INC #AP3	-	818.12
0-0-4151.119	WORTHINGTON INDUSTRIES #AE2	-	977.62
0-0-4151.120	AMER AIRLN 15-2 #AB2	-	1,269.52
0-0-4151.122	PARKER HANNIFIN #AM7	1,680.00	1,680.00

(This statement is continued on the following pages.)

Lisle-Woodridge Firefighter's Pension Fund
Revenue Report (Continued)
For the Five Months Ended May 31, 2019

		<u>Current Month</u>	<u>Year to Date</u>
Revenues (Continued)			
Income Fixed Income Securities (Continued)			
Income Corporate Bonds (Continued)			
0-0-4151.124	DUKE ENERGY CAROLINAS #AE4	\$ -	\$ 2,420.00
0-0-4151.125	STANLEY BLACK & DECKER #AA9	-	2,080.00
0-0-4151.145	SYSCO #BD8	-	2,250.00
0-0-4151.148	TRI-STATE #AH1	2,467.50	2,467.50
0-0-4151.182	AIR LEASE CORP #AN4	-	733.72
0-0-4151.183	BUNGE LTD FIN #AX8	-	1,300.00
0-0-4151.184	ARCHER-DANIELS #BL5	-	1,000.00
0-0-4151.192	CABOT CORP #AK7	-	1,360.00
0-0-4151.193	INGREDION INC #AB8 - PI	-	1,280.00
0-0-4151.200	SEMPRA ENERGY #AZ2	-	771.88
0-0-4151.201	XYLEM INC B/E #AJ9	1,300.00	1,300.00
0-0-4151.202	ERP OPERATING LP B/E #BF9	1,140.00	1,140.00
0-0-4151.205	KINDER MORGAN ENERGY #BS4	-	933.75
0-0-4151.207	OCCIDENTAL PETROLEUM #CM5	-	1,657.50
0-0-4151.215	ABBOTT LABS #BF6 PACIFIC INCOME	825.00	825.00
0-0-4151.216	HANOVER INS. #AF2 PACIFIC INCOME	-	1,575.00
0-0-4151.220	UNUM GROUP #AK2	-	878.89
0-0-4151.224	WELLS FARGO & CO #SK8	-	2,421.53
0-0-4151.227	APPLE INC #CG3	-	825.00
0-0-4151.229	APPLE #CK4	-	617.50
0-0-4151.236	PHYSICIANS REALTY #AA0	-	1,290.00
0-0-4151.237	MERCURY GENL #AB6	-	579.21
0-0-4151.238	CAPITAL ONE FINANCIAL #BN4	-	2,156.25
0-0-4151.239	CITIGROUP INC #LD1	-	2,526.55
0-0-4151.246	MERCURY GENL #AB6 -PI	-	1,760.00
0-0-4151.247	CAPITAL ONE FINANCIAL #BN4 -PI	-	1,500.00
0-0-4151.250	VULCAN MATERIALS #AT6 -PI	-	1,560.00
0-0-4151.253	VULCAN MATERIALS #AS8	-	1,687.50
0-0-4151.262	BK OF NY MELLON #AC1	1,197.45	1,197.45
0-0-4151.265	DOMINION RESOURCES #CT4	-	709.23
0-0-4151.271	MOTOROLA SOLUTIONS #BE8	-	2,475.00
0-0-4151.273	MORGAN STANLEY #AK4	-	1,167.08
0-0-4151.282	PPL CAPITAL FUNDING #AM5	-	1,300.00
0-0-4151.283	DISCOVERY COMM #AS8	-	1,422.22
0-0-4151.284	ALLEGION US #AE4	-	1,420.00
0-0-4151.285	HUDSON PACIFIC #AA4	2,062.78	2,062.78
0-0-4151.286	EQT CORP NTS #AF6	-	1,170.00
0-0-4151.289	LEGGETT & PLATT INC #AY3	1,400.00	1,400.00
0-0-4151.290	PHILIP MORRIS INTL #CD9	1,500.00	1,500.00
0-0-4151.292	WESTLAKE CHEM #AU6	1,254.17	1,254.17
0-0-4151.293	SPRINT AIR 2017 #AA4	-	910.68
0-0-4151.294	GENL ELEC CO #BH5	-	1,687.50
0-0-4151.295	SOUTHERN CO #CV7	-	1,056.25
0-0-4151.296	GOLDMAN SACHS #WV2	-	2,383.75
0-0-4151.298	ENERGY TRANS PART #BG3	-	831.25
0-0-4151.299	LINCOLN NATL CORP #BH1	1,036.03	1,036.03
0-0-4151.302	PRUDENTIAL FINL #CC7	-	1,454.25
0-0-4151.303	PHILLIPS 66 NTS #AS3	861.61	1,744.23
0-0-4151.304	CVS HEALTH #CY4	-	782.73
0-0-4151.306	FIFTH THIRD BANCORP #CV0	-	2,073.75
0-0-4151.308	ONEOK PARTNERS #AP8	-	2,082.50
0-0-4151.309	ANALOG DEVICES #AQ8	-	997.50
0-0-4151.310	STORE CAP #AA8	-	787.50
0-0-4151.314	REALTY INCOME #AV6	238.96	1,401.46
0-0-4151.315	JPMORGAN CHASE #AP1	-	1,640.11
0-0-4151.316	BANK OF AMER #HE2	-	1,062.38
0-0-4151.318	ENABLE MIDSTREAM PART. #AL4	-	1,608.76

(This statement is continued on the following pages.)

Lisle-Woodridge Firefighter's Pension Fund
Revenue Report (Continued)
For the Five Months Ended May 31, 2019

		<u>Current Month</u>	<u>Year to Date</u>
Revenues (Continued)			
Income Fixed Income Securities (Continued)			
Income Corporate Bonds (Continued)			
0-0-4151.319	CITY OF HOPE #AB7	\$ -	\$ 1,203.95
0-0-4151.320	GOLDMAN SACHS #XD1	905.10	905.10
0-0-4151.323	SOUTHERN CALIF #GK3	-	2,059.06
0-0-4151.326	BANK OF AMER #EU9	-	1,320.00
0-0-4151.327	MORGAN STANLEY #DZ6	-	1,550.00
0-0-4151.328	BK OF NY MELLON #AD5	-	935.00
0-0-4151.330	ENERGY TRANSFER #AD5	-	161.11
0-0-4151.331	JP MORGAN CHASE #AU0	-	1,803.58
0-0-4151.336	AT&T INC NTS #GD8 - TC	-	494.49
0-0-4151.337	CATERPILLAR FINL SERVICE #2N8 - TC	-	945.00
0-0-4151.338	CROWN CASTLE INTL CORP #AC5 - TC	-	60.12
0-0-4151.339	WABTEC #AN0 - TC	-	893.40
0-0-4151.340	SYNOVUS FINANCIAL CORP #AL9 - TC	1,015.63	1,015.63
0-0-4151.341	INTERPUBLIC GROUP OF COS #BP4 - TC	-	858.96
0-0-4151.343	COMCAST CORP #CS8 - TC	-	938.12
0-0-4151.344	COMCAST CORP #CL3 - TC	-	1,213.89
0-0-4151.345	SUNTRUST BANK #BA4 - TC	-	793.13
0-0-4151.346	CONSTELLATION BRANDS #BA5 - TC	629.38	1,309.56
0-0-4151.347	AFLAC INC # AY8 - TC	-	494.79
0-0-4151.348	ANHEUSER BUSCH INBEV #AN0 - TC	-	366.72
0-0-4151.349	GENERAL MOTORS CO #AL4 - TC	-	835.31
0-0-4151.351	SANTANDER HOLDINGS USA #AU0 - TC	-	181.71
0-0-4151.352	ROCK-TENN CO #AQ1 - TC	-	1,008.89
0-0-4151.353	UNITED HEALTH GROUP INC #DM1 - TC	-	223.12
0-0-4151.354	CNH INDL CPTL LLC #AH7 - TC	-	1,203.13
0-0-4151.355	AIRCASTLE LTD NTS #AR2 - TC	-	1,070.67
0-0-4151.356	ANHEUSER-BUSCH INBEV #AB2 - TC	-	78.34
0-0-4151.357	ENTERGY TEXAS INC #AG9 - TC	-	410.00
0-0-4151.358	GENERAL MOTORS CO #AK6 - TC	-	1,050.50
0-0-4151.359	BERKSHIRE HATHAWAY #CR0 -TC	-	111.56
0-0-4151.360	ENERGY TRANSFER OPER #AA7 - TC	-	522.57
0-0-4151.361	ANHEUSER-BUSCH INBEV #AQ3 - TC	-	9.24
0-0-4151.362	LEGG MASON INC #AR6 - TC	-	23.44
0-0-4151.363	US AI 2012-1 A #AA2 - TC	-	24.15
0-0-4151.364	US AI 2012-1 A #AD6 - TC	-	(234.19)
0-0-4151.365	AXA EQUITABLE HLDGS INC #AM7 - TC	-	405.56
0-0-4151.366	MACYS RETAIL HLDGS INC #AL1 - TC	-	(285.97)
0-0-4151.368	GENL ELEC CO #BF9	-	108.86
0-0-4151.369	STIFEL FINANCIAL #AD4	-	(545.77)
0-0-4151.370	AMERICAN HOMES #AB3	(400.17)	(892.21)
0-0-4151.371	VERIZON COMM #DS0	-	75.18
0-0-4151.372	SUNOCO LOGISTICS #AQ2	1,070.00	202.11
0-0-4151.373	AMER 2017-2B #AA0	-	(9.70)
0-0-4151.375	WELLS FARGO & CO #SJ1	-	320.16
0-0-4151.376	JPMORGAN CHASE #AQ9	-	267.54
Total Income Corporate Bonds		<u>21,602.18</u>	<u>142,767.98</u>
Income US Treasury Notes			
0-0-4252.006	US TREASURY NOTE #SD3	-	781.25
0-0-4252.019	US TREASURY NOTE #NT3	-	1,509.37
0-0-4252.020	US TREASURY NOTE #P46 - PI	-	3,705.14
0-0-4252.040	US TREASURY NOTE #S76	-	787.50
0-0-4252.057	US TREASURY NOTE #W55 - PI	-	2,625.00
0-0-4252.098	US TREASURY NOTE #4N7 -PI	14,518.75	11,041.74
0-0-4252.103	US TREASURY NOTE #4S6 - PI	550.00	550.00
0-0-4252.104	US TREASURY NOTE #3T5 - TC	488.00	4,481.83
0-0-4252.107	US TREASURY NOTE #Q52 - PI	-	1,793.75
0-0-4252.109	US TREASURY NOTE #5A4 - TC	-	18,422.63

(This statement is continued on the following pages.)

Lisle-Woodridge Firefighter's Pension Fund
Revenue Report (Continued)
For the Five Months Ended May 31, 2019

		<u>Current Month</u>	<u>Year to Date</u>
Revenues (Continued)			
Income Fixed Income Securities (Continued)			
Income US Treasury Notes (Continued)			
0-0-4252.112	US TREASURY NOTE #5C0 - TC	\$ -	\$ 2,575.41
0-0-4252.113	US TREASURY NOTE #SD1 - TC	-	12,626.85
0-0-4252.115	US TREASURY NOTE #5M8 - TC	-	9,620.86
0-0-4252.116	US TREASURY NOTE #5Q9 - TC	-	16,299.42
0-0-4252.117	US TREASURY NOTE #5P1 - TC	-	7,157.26
0-0-4252.118	US TREASURY NOTE #5U0 - TC	-	975.45
0-0-4252.119	US TREASURY NOTE #5Z9 - TC	-	85.63
0-0-4252.120	US TREASURY NOTE #6B1 - TC	4,556.40	4,238.79
0-0-4252.121	US TREASURY NOTE #5Y2 - TC	-	109.18
0-0-4252.122	US TREASURY NOTE #6G0 - TC	-	86.48
0-0-4252.123	US TREASURY NOTE #6D7 - TC	-	999.46
0-0-4252.124	US TREASURY NOTE #6L9 - TC	-	(254.51)
0-0-4252.125	US TREASURY NOTE #C57 - TC	-	(3,567.91)
0-0-4252.126	US TREASURY NOTE #W71 - TC	186.95	(458.38)
0-0-4252.127	US TREASURY NOTE #6T2 - PI	(123.91)	(123.91)
0-0-4252.128	US TREASURY NOTE #6R6 - TC	(92.81)	(92.81)
0-0-4252.129	US TREASURY NOTE #6T2 - TC	(232.79)	(232.79)
Total Income US Treasury Notes		<u>19,850.59</u>	<u>95,742.69</u>
Income US Treasury Bonds			
0-0-4255.003	US TREASURY BOND #QD3	4,703.13	4,703.13
0-0-4255.004	US TREASURY BOND #QS0	0.00	937.50
0-0-4255.010	US TREASURY BOND #RX8	5,775.00	5,775.00
0-0-4255.013	US TREASURY BOND #QA9	-	1,400.00
0-0-4255.019	US TREASURY BOND #SE9	20,546.26	8,767.69
0-0-4255.020	US TREASURY BOND #SF6 - TC	(9,545.72)	(9,545.72)
Total Income US Treasury Bonds		<u>21,478.67</u>	<u>12,037.60</u>
Income FNMA Pool			
0-0-4262.002	FNMA PL 753098 #UX5	282.05	1,430.80
0-0-4262.003	FNMA PL 725946 #P79	81.38	419.68
0-0-4262.004	FNMA PL 799519 #G45	45.90	230.95
0-0-4262.005	FNMA PL 799695 #NL9	7.82	39.34
0-0-4262.006	FNMA PL 797665 #FE9	65.99	332.78
0-0-4262.007	FNMA PL 844386 #CX5	41.68	209.74
0-0-4262.008	FNMA PL 865200 #GH6	156.03	800.15
0-0-4262.009	FNMA PL 831541 #ZE9	2.04	10.59
0-0-4262.010	FNMA PL 891601 #RW2	29.53	148.40
0-0-4262.011	FNMA PL 892239 #HQ4	23.30	118.02
0-0-4262.012	FNMA PL 893427 #SQ7	9.79	51.79
0-0-4262.013	FNMA PL 896535 #BC8	9.20	46.25
0-0-4262.014	FNMA PL 900883 #2Q8	5.65	28.39
0-0-4262.015	FNMA PL 937289 #XS0	70.01	351.91
0-0-4262.016	FNMA PL 940525 #LE9	21.29	107.53
0-0-4262.017	FNMA PL 949244 #BM8	25.08	128.83
0-0-4262.018	FNMA PL 966555 #H83	11.25	56.54
0-0-4262.020	FNMA PL 929301 #NS3	3.13	18.25
0-0-4262.021	FNMA PL 983077 #CN5	574.31	2,880.68
0-0-4262.022	FNMA PL 889409 #DN1	12.47	65.14
0-0-4262.023	FNMA PL 930871 #FL0	2.55	13.08
0-0-4262.024	FNMA PL AB9754 #ZU3	321.77	1,635.16
0-0-4262.025	FNMA PL AB9763 #Z58	37.28	193.13
0-0-4262.026	FNMA PL AB9774 #2G0	3.80	19.42
0-0-4262.027	FNMA PL AS2764 #CA9	147.47	746.67
0-0-4262.028	FNMA PL AY3728 #EA4	445.06	2,273.87
0-0-4262.031	FNMA PL BN9985 #CX3 - PI	(175.00)	(175.00)
Total Income FNMA Pool		<u>2,260.83</u>	<u>12,182.09</u>

(This statement is continued on the following pages.)

Lisle-Woodridge Firefighter's Pension Fund
Revenue Report (Continued)
For the Five Months Ended May 31, 2019

		<u>Current Month</u>	<u>Year to Date</u>
Revenues (Continued)			
Income Fixed Income Securities (Continued)			
Income Freddie Mac Pool			
0-0-4263.001	FHLMC PL C91820 #AV3	\$ 143.17	\$ 729.84
0-0-4263.002	FHLMC PL C91816 #AR2	279.48	1,426.10
0-0-4263.003	FHLMC PL A13570 #6F1	95.76	482.46
0-0-4263.004	FHLMC PL A23557 #5S9	582.47	2,947.34
0-0-4263.005	FHLMC PL G08008 #AJ9	4.25	22.32
0-0-4263.006	FHLMC PL A38978 #6P0	28.19	142.69
0-0-4263.007	FHLMC PL G08087 #CZ1	50.15	257.40
0-0-4263.008	FHLMC PL A51101 #GJ8	7.69	38.65
0-0-4263.009	FHLMC PL A54908 #NZ5	142.63	868.75
0-0-4263.010	FHLMC PL A54224 #VR6	1.71	8.61
0-0-4263.011	FHLMC PL A53752 #EZ7	177.08	890.23
0-0-4263.012	FHLMC PL A62706 #AF7	15.60	86.51
0-0-4263.013	FHLMC PL A64158 #TP2	8.76	44.02
0-0-4263.014	FHLMC PL A67491 #KC2	13.71	68.90
0-0-4263.015	FHLMC PL A69472 #QZ6	33.19	166.71
0-0-4263.016	FHLMC PL A75230 #Y33	23.72	119.30
0-0-4263.017	FHLMC PL G04176 #6M7	21.73	112.70
0-0-4263.018	FHLMC PL A77977 #2J6	23.88	120.09
0-0-4263.019	FHLMC PL G04816 #VH8	56.90	292.47
0-0-4263.020	FHLMC PL G05507 #NY8	40.94	210.64
0-0-4263.021	FHLMC PL G05518 #PB6	43.59	222.59
0-0-4263.022	FHLMC PL C09032 #A91	152.58	775.71
0-0-4263.023	FHLMC PL G08542 #S84	264.28	1,347.17
0-0-4263.024	FHLMC PL Q30081 #CT8	314.68	1,612.31
0-0-4263.025	FHLMC PL G08601 #U32	343.93	1,756.33
0-0-4263.026	FHLMC PL G08632 #V23	245.19	1,251.80
0-0-4263.027	FHLMC PL G08670 #W89	240.58	1,220.86
0-0-4263.031	FHLMC PL G08697 #X39	35.08	177.96
0-0-4263.032	FHLMC PL G08741 #ZF0	1,103.35	5,595.98
0-0-4263.033	FHLMC PL G08742 #ZG8	504.62	2,567.11
0-0-4263.034	FHLMC PL G08796 #3E8	685.03	3,468.46
0-0-4263.035	FHLMC PL Q51207 #KV9	558.66	2,827.53
0-0-4263.036	FHLMC PL G08801 #3K4	489.37	2,510.22
0-0-4263.037	FHLMC PL Q50152 #E22	201.92	1,027.88
0-0-4263.038	FGLMC PL G08836 #4W7	695.42	3,546.36
0-0-4263.039	FGLMC PL G08831 #4R8	582.59	2,970.78
0-0-4263.040	FHLMC PL Q58717 #VK9	661.34	3,319.95
	Total Income Freddie Mac Pool	<u>8,873.22</u>	<u>45,234.73</u>
Income FNMA Pool			
0-0-4284.001	FFCB #2K2	-	1,284.38
	Total Income FNMA Pool	<u>-</u>	<u>1,284.38</u>
Income FHLMC			
0-0-4285.015	FHLMC NTS 1.875% #EK1	1,875.00	1,875.00
	Total Income FHLMC	<u>1,875.00</u>	<u>1,875.00</u>
Change in Accrued Interest Rec			
0-0-4295.001	CHANGE IN ACCR INTEREST REC	\$ (34,341.26)	\$ (23,539.69)
	Total Change in Accrued Interest Rec	<u>(34,341.26)</u>	<u>(23,539.69)</u>

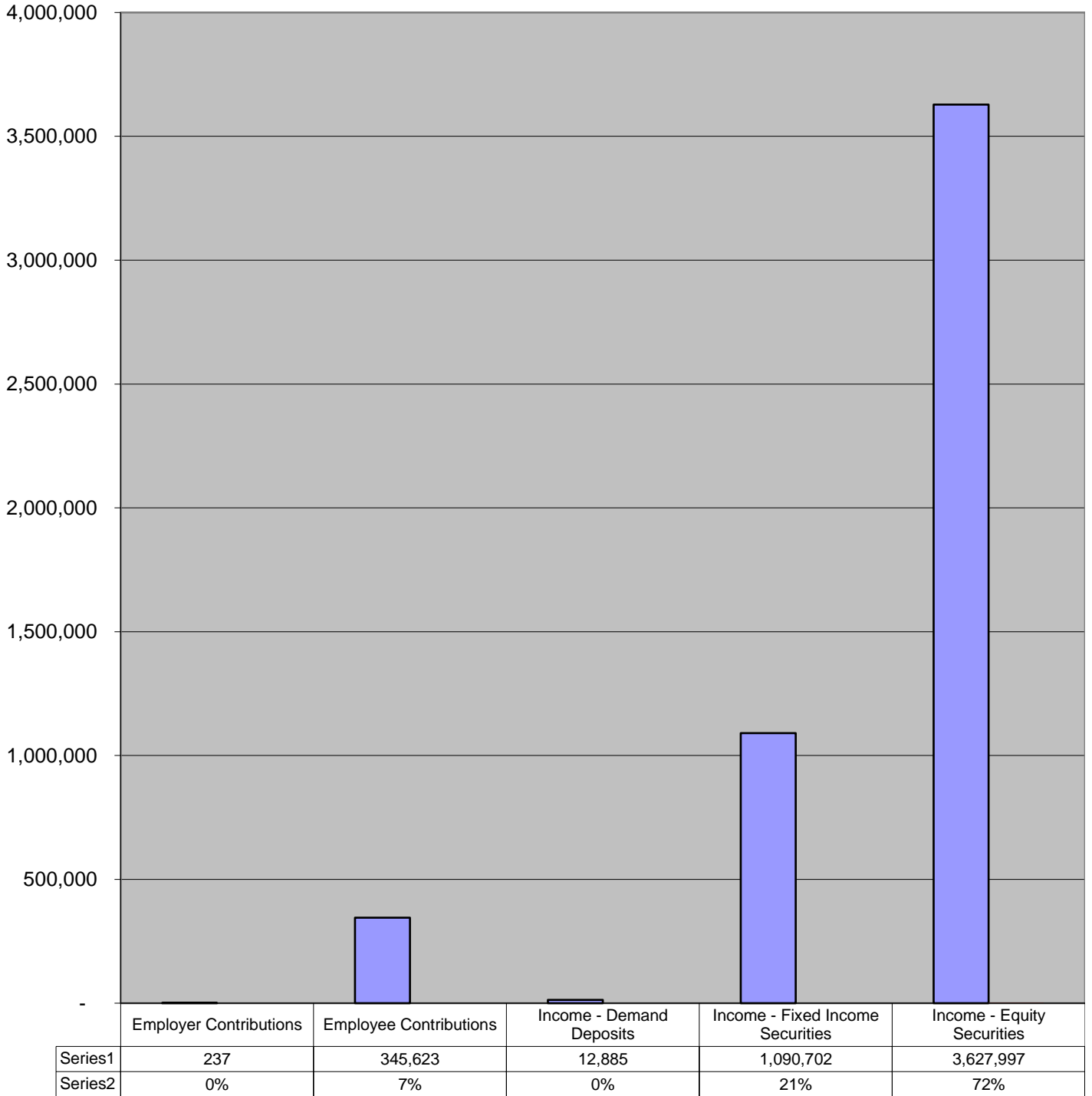
(This statement is continued on the following page.)

Lisle-Woodridge Firefighter's Pension Fund
Revenue Report (Continued)
For the Five Months Ended May 31, 2019

		<u>Current Month</u>	<u>Year to Date</u>
Revenues (Continued)			
Income Fixed Income Securities (Continued)			
Gains (Losses) on Securities			
0-0-4300.001	UNREALIZED GAIN (LOSS)	\$ 246,478.66	\$ 667,888.63
0-0-4400.001	GAIN (LOSS) - SALE OF SECURITY	30,361.06	135,228.31
Total Gains (Losses) on Securities		<u>276,839.72</u>	<u>803,116.94</u>
Total Income Fixed Income Securities		<u>318,438.95</u>	<u>1,090,701.72</u>
Income Equity Securities			
Income Stock Equities			
0-0-4450.001	DVD - UBS - RNC GENTER	10,067.83	54,799.24
0-0-4450.002	DVD - UBS - CHILTON	1,895.50	18,546.90
Total Income/Dividends Stock Equities		<u>11,963.33</u>	<u>73,346.14</u>
0-0-4460.001	G/L - UBS - RNC GENTER	(118,617.05)	209,113.43
0-0-4460.002	G/L - UBS - CHILTON	9,023.46	213,336.24
Total Income/Gain (Loss) Stock Equities		<u>(109,593.59)</u>	<u>422,449.67</u>
Total Income Stock Equities		<u>(97,630.26)</u>	<u>495,795.81</u>
Income Mutual Funds			
0-0-4550.006	DVD - BLACKROCK STRATEGIC INC	9,481.68	42,167.78
0-0-4550.007	DVD - PIONEER STRATEGIC INC	7,740.93	38,318.02
0-0-4550.016	DVD - RIVERFRONT GROWTH & INCOME	-	18,560.22
Total Income/Dividends Mutual Funds		<u>17,222.61</u>	<u>99,046.02</u>
0-0-4560.002	G/L - FMI COMMON STOCK	(10,725.07)	449,965.57
0-0-4560.004	G/L - MFS INTL VALUE	(2,601.76)	414,546.94
0-0-4560.005	G/L - LOOMIS SAYLES GROWTH	(82,189.11)	424,697.42
0-0-4560.006	G/L - BLACKROCK STRATEGIC INC	9,549.94	57,129.43
0-0-4560.007	G/L - PIONEER STRATEGIC INC	29,610.20	104,460.10
0-0-4560.010	G/L - INVESCO S&P 500	(124,969.62)	385,542.22
0-0-4560.011	G/L - JP MORGAN FDS UNDIS MGRS BEHAV	(146,136.96)	167,133.65
0-0-4560.012	G/L - UNDISCOVERED MG BH VL SL	(39,220.40)	36,681.31
0-0-4560.013	G/L - ISHARES CORE EMERG MKTS	(154,721.42)	124,881.97
0-0-4560.014	G/L - AMERICAN FUNDS EUROPACIFIC GROWTH	(92,371.86)	319,111.19
0-0-4560.015	G/L - AMERICAN FUNDS NEW WORLD	(80,330.21)	287,924.74
0-0-4560.016	G/L - RIVERFRONT GROWTH & INCOME	(173,439.26)	261,080.39
Total Income/Gain (Loss) Mutual Funds		<u>(867,545.53)</u>	<u>3,033,154.93</u>
Total Income Mutual Funds		<u>(850,322.92)</u>	<u>3,132,200.95</u>
Total Income Equity Securities		<u>(947,953.18)</u>	<u>3,627,996.76</u>
Total Income Cash and Investments		<u>(627,074.49)</u>	<u>4,731,583.55</u>
TOTAL REVENUES		<u>\$ (560,019.03)</u>	<u>\$ 5,077,443.26</u>

(See accountant's compilation report.)

**Lisle-Woodridge Firefighter's Pension Fund
Revenues
For the Five Months Ended May 31, 2019**



(See accountant's compilation report.)

Lisle-Woodridge Firefighter's Pension Fund

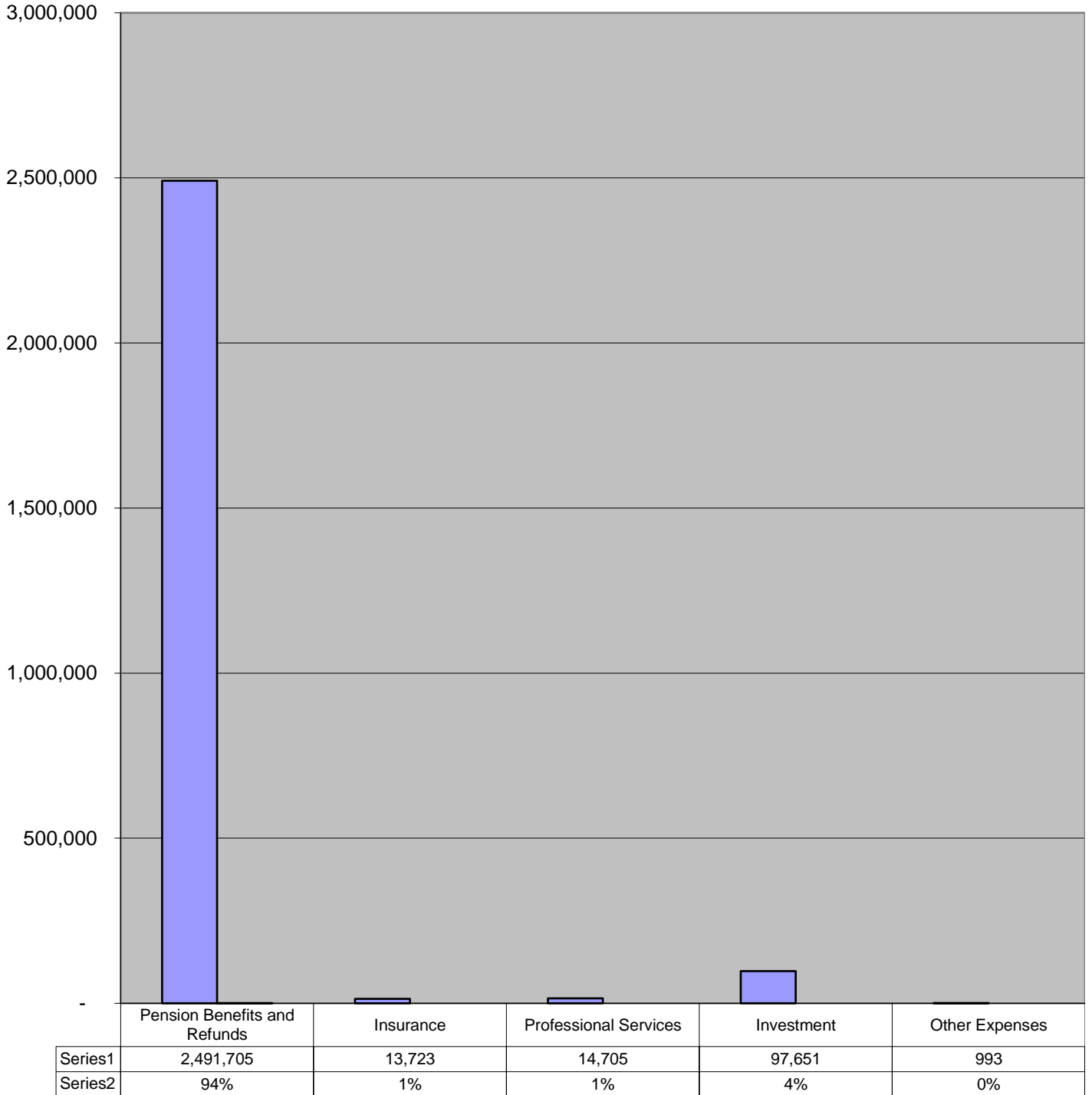
Expense Report

For the Five Months Ended May 31, 2019

		Current Month	Year to Date	FY19 Annual Budget
Expenses				
Administrative				
Pension Benefits and Refunds				
0-0-5020.000	SERVICE PENSIONS	\$ 452,127.12	\$ 2,243,205.96	\$5,916,600.00
0-0-5030.000	NON-DUTY DISABILITY PENSIONS	7,019.31	35,096.55	85,900.00
0-0-5040.000	DUTY DISABILITY PENSIONS	30,541.80	152,709.00	376,800.00
0-0-5050.000	OCCUPATIONAL DISEASE PENSIONS	9,982.28	49,911.40	122,500.00
0-0-5060.000	SURVIVING SPOUSE PENSIONS	2,156.35	10,781.75	25,900.00
0-0-5100.000	REFUND OF CONTRIBUTIONS	-	-	15,000.00
	Total Pension Benefit and Refunds	501,826.86	2,491,704.66	6,542,700.00
Insurance				
0-0-5150.001	FIDUCIARY INSURANCE	-	13,723.00	20,000.00
	Total Insurance	-	13,723.00	20,000.00
Professional Services				
0-0-5170.001	ACTUARIAL SERVICES	-	-	4,600.00
0-0-5170.002	AUDITING SERVICES	-	-	3,600.00
0-0-5170.003	ACCOUNTING & BOOKKEEPING SERV	-	11,520.00	22,200.00
0-0-5170.004	MEDICAL SERVICES	-	-	11,100.00
0-0-5170.005	LEGAL SERVICES	-	3,039.50	25,000.00
0-0-5170.006	PUBLIC STENOGRAPHER/CT REPORT	-	145.95	800.00
	Total Professional Services	-	14,705.45	67,300.00
Investment				
0-0-5190.001	INVESTMENT MGR/ADVISOR FEES	-	97,522.49	258,100.00
0-0-5190.004	SAFE DEPOSIT AND BANK FEES	8.00	128.46	300.00
	Total Investment	8.00	97,650.95	258,400.00
Other Expenses				
0-0-5290.025	CONFERENCE/SEMINAR FEES	-	-	6,200.00
0-0-5290.026	ASSOCIATION DUES	-	795.00	1,000.00
0-0-5290.028	POSTAGE EXPENSE	-	-	200.00
0-0-5290.030	SUPPLIES EXPENSE	-	-	1,400.00
0-0-5290.034	IDOI FILING FEE EXPENSE	-	-	8,000.00
0-0-5290.035	OTHER EXPENSE	-	198.23	10,500.00
	Total Other Expenses	-	993.23	27,300.00
	Total Administrative	8.00	127,072.63	373,000.00
TOTAL EXPENSES		\$ 501,834.86	\$ 2,618,777.29	\$ 6,915,700.00

(See accountant's compilation report.)

**Lisle-Woodridge Firefighter's Pension Fund
Expenses
For the Five Months Ended May 31, 2019**



(See accountant's compilation report.)

Lisle-Woodridge Firefighter's Pension Fund
Summary of Property Tax Receipts through May 31, 2019
DuPage County

	2018 Taxes	2017 Taxes	2016 Taxes	2015 Taxes	2014 Taxes
Fiscal Year Ending December 31, 2019					
4/10/2019	-	168.71	-	-	-
5/10/2019	-	5.81	-	-	62.59
	<u>\$ -</u>	<u>\$ 174.52</u>	<u>\$ -</u>	<u>\$ -</u>	<u>\$ 62.59</u>
Fiscal Year Ending December 31, 2018		2017 Taxes	2016 Taxes	2015 Taxes	2014 Taxes
		<u>\$ 4,621,616.52</u>	<u>\$ 9.46</u>	<u>\$ 190.70</u>	<u>\$ 277.49</u>
Fiscal Year Ending December 31, 2017			2016 Taxes	2015 Taxes	2014 Taxes
			<u>\$ 4,557,556.99</u>	<u>\$ 339.28</u>	<u>\$ 139.70</u>
Fiscal Year Ending December 31, 2016				2015 Taxes	2014 Taxes
				<u>\$ 4,083,978.00</u>	<u>\$ 10,153.45</u>
SUMMARY					
	2018 Taxes	2017 Taxes	2016 Taxes	2015 Taxes	2014 Taxes
TOTAL COLLECTED	<u>\$ -</u>	<u>\$ 4,621,791.04</u>	<u>\$ 4,557,566.45</u>	<u>\$ 4,084,507.98</u>	<u>\$ 10,633.23</u>
TAX LEVIED	<u>*</u>	<u>\$ 4,773,571.68</u>	<u>\$ 4,596,387.82</u>	<u>\$ 4,097,019.02</u>	<u>*</u>
TAX EXTENDED	<u>*</u>	<u>\$ 4,655,355.96</u>	<u>\$ 4,565,043.84</u>	<u>\$ 4,090,999.18</u>	<u>*</u>
% COLLECTED	<u>*</u>	<u>99.28%</u>	<u>99.84%</u>	<u>99.84%</u>	<u>*</u>
EXTENDED LESS COLLECTED	<u>*</u>	<u>\$ 33,564.92</u>	<u>\$ 7,477.39</u>	<u>\$ 6,491.20</u>	<u>*</u>

* Information is not available.

(See accountant's compilation report.)

Lisle-Woodridge Firefighter's Pension Fund
Summary of Property Tax Receipts through May 31, 2019
Will County

	2018 Taxes	2017 Taxes	2016 Taxes	2015 Taxes	2014 Taxes
Fiscal Year Ending December 31, 2019	\$ -	\$ -	\$ -	\$ -	\$ -
Fiscal Year Ending December 31, 2018		\$ 3,450.57	\$ -	\$ -	\$ -
Fiscal Year Ending December 31, 2017			\$ 3,452.15	\$ -	\$ -
Fiscal Year Ending December 31, 2016				\$ 3,129.32	\$ 431.97
SUMMARY					
TOTAL COLLECTED	\$ -	\$ 3,450.57	\$ 3,452.15	\$ 3,129.32	\$ 431.97
TAX LEVIED	*	\$ 3,450.57	\$ 3,452.15	\$ 3,129.98	*
TAX EXTENDED	*	\$ 3,450.57	\$ 3,452.15	\$ 3,129.98	*
% COLLECTED	*	100.00%	100.00%	99.98%	*
EXTENDED LESS COLLECTED	*	\$ -	\$ -	\$ 0.66	*

* Information is not available.

(See accountant's compilation report.)

**Lisle-Woodridge Firefighter's Pension Fund Cash Projections FY2019
Fifth-Third Bank**

Starting Date 1/1/2019

	Beginning	Jan-19	Feb-19	Mar-19	Apr-19	May-19	Jun-19	Jul-19	Aug-19	Sep-19	Oct-19	Nov-19	Dec-19	Total
Cash on Hand (beginning of month)	63,641	63,641	79,647	59,738	56,382	63,690	77,034	67,771	57,771	69,771	60,771	57,771	43,771	
CASH RECEIVED														
Distribution Funding		420,000	420,000	450,000	450,000	450,000	450,000	450,000	450,000	450,000	450,000	450,000	450,000	5,340,000
Member Contributions		89,941	60,475	66,969	61,250	66,987	61,000	58,000	83,000	60,000	61,000	61,000	59,000	788,622
Other Misc		-	-	-	-	-	-	-	-	-	-	-	-	-
TOTAL CASH RECEIVED		509,941	480,475	516,969	511,250	516,987	511,000	508,000	533,000	510,000	511,000	511,000	509,000	6,128,622
Total Cash Available	63,641	573,582	560,122	576,707	567,632	580,677	588,034	575,771	590,771	579,771	571,771	568,771	552,771	
CASH PAID OUT														
Pension Payments		493,917	497,265	496,869	501,827	501,827	508,000	513,000	513,000	513,000	513,000	514,000	514,000	6,079,705
Pension Refunds		-	-	-	-	-	-	-	-	-	-	-	-	-
Other Expenses		18	3,119	23,456	2,115	1,816	12,263	5,000	8,000	6,000	1,000	11,000	1,000	74,787
Wire Transfers Out (In)		-	-	-	-	-	-	-	-	-	-	-	-	-
TOTAL CASH PAID OUT		493,935	500,384	520,325	503,942	503,643	520,263	518,000	521,000	519,000	514,000	525,000	515,000	6,154,492
Cash on Hand (end of month)	63,641	79,647	59,738	56,382	63,690	77,034	67,771	57,771	69,771	60,771	57,771	43,771	37,771	

** Amount estimated**

(See accountant's compilation report.)