



**LISLE-WOODRIDGE
FIREFIGHTERS' PENSION FUND**

ACCOUNTANT'S COMPILATION REPORT

For the Five Months Ended May 31, 2018



SIKICH.COM

LISLE-WOODRIDGE FIREFIGHTER’S PENSION FUND
TABLE OF CONTENTS

	<u>Page(s)</u>
ACCOUNTANT’S COMPILATION REPORT.....	1
BASIC FINANCIAL STATEMENTS	
Statement of Fiduciary Net Position.....	2
Statement of Changes in Fiduciary Net Position.....	3
SUPPLEMENTARY INFORMATION	
Balance Sheet.....	4-9
Cash and Investments Chart.....	10
Revenue Report.....	11-17
Revenues Chart.....	18
Expense Report.....	19
Expenses Chart.....	20
Property Tax Revenue Analysis.....	21-23
• DuPage County	
• Will County	
Cash Flow Projections Report FY2018.....	24

1415 West Diehl Road, Suite 400
Naperville, IL 60563
630.566.8400

SIKICH.COM

ACCOUNTANT'S COMPILATION REPORT

The Honorable President
Members of the Board of Trustees
Lisle-Woodridge Firefighter's Pension Fund
Lisle, Illinois 60532

Management is responsible for the accompanying statement of fiduciary net position of the Lisle-Woodridge Firefighter's Pension Fund, a pension trust fund of the Lisle-Woodridge Fire Protection District of Lisle, Illinois, as of May 31, 2018 and the related statement of changes in fiduciary net position for the five months ended May 31, 2018. We have performed a compilation engagement in accordance with Statements on Standards for Accounting and Review Services promulgated by the Accounting and Review Services Committee of the AICPA. We did not audit or review the financial statements nor were we required to perform any procedures to verify the accuracy or completeness of the information provided by management. Accordingly, we do not express an opinion, a conclusion, nor provide any form of assurance on these financial statements.

The accompanying supplementary information is presented for purposes of additional analysis and is not a required part of the basic financial statements. Such information is the responsibility of management. The supplementary information was subject to our compilation engagement. We have not audited or reviewed the supplementary information and do not express an opinion, a conclusion, nor provide any assurance on such supplementary information.

Management has elected to omit substantially all of the disclosures and required supplementary information required by accounting principles generally accepted in the United States of America. If the omitted disclosures and required supplementary information were included in the financial statements, they might influence the user's conclusions about the Firefighter's Pension Fund's assets, liabilities, net position, additions and deductions. Accordingly, these financial statements are not designed for those who are not informed about such matters.

Sikich LLP

Naperville, Illinois
June 5, 2018

BASIC FINANCIAL STATEMENTS

Lisle-Woodridge Firefighter's Pension Fund

Statement of Fiduciary Net Position

May 31, 2018

ASSETS

Cash and Investments

Demand Deposits	\$	2,454,417.67
Corporate Bonds		8,850,151.01
US Treasury Bills		99,719.04
US Treasury Notes		6,649,163.71
US Treasury Bonds		1,866,495.14
FNMA Pool		714,110.33
FHLMC Pool		1,822,897.35
FFCB Bonds		137,000.00
FNMA Notes		308,703.70
Unrealized Gains (Losses)		(163,822.13)
Stock Equities		5,176,202.66
Mutual Funds		36,590,439.11
Other Assets		
Accrued Interest Receivable		121,964.13

Total Assets 64,627,441.72

LIABILITIES

Accounts Payable		-
------------------	--	---

NET POSITION RESTRICTED FOR PENSIONS \$ 64,627,441.72

(See accountant's compilation report.)

Lisle- Woodridge Firefighter's Pension Fund
Statement of Changes in Fiduciary Net Position
For the Five Months Ended May 31, 2018

ADDITIONS

Contributions	
Employer Contributions	\$ 289,539.88
Employee Contributions	361,380.21
	650,920.09
Investment Income	
Net Appreciation (Depreciation) in Fair Value of Investments	
Fixed Income Securities	(581,887.55)
Stock Equity	(234,906.99)
Mutual Funds	(358,283.86)
Interest and Dividends	
Demand Deposits	8,724.34
Fixed Income Securities	264,094.41
Stock Equity	69,330.77
Mutual Funds	65,656.92
	(767,271.96)
Less Investment Expense	(101,805.44)
	(869,077.40)
Total Other Income	255.23
	(217,902.08)

DEDUCTIONS

Pension Benefits and Refunds	
Pension Benefits	2,208,933.27
Refunds	-
Administrative Expenses	
Insurance	13,737.00
Professional Services	27,316.08
Other Expenses	2,131.14
	2,252,117.49
Net Increase (Decrease)	(2,470,019.57)
Net Position Restricted for Pensions January 1	67,097,461.29
End of Period	\$ 64,627,441.72

(See accountant's compilation report.)

SUPPLEMENTARY INFORMATION

Lisle-Woodridge Firefighter's Pension Fund

Balance Sheet

May 31, 2018

Demand Deposits

0-0-1100.001	PETTY CASH	\$ 100.00
0-0-1102.001	CK - MB FINANCIAL #4710000418	138,474.33
0-0-1105.001	UBS-EM22472 CASH	1,052,884.61
0-0-1105.002	UBS-EM22475 LAZARD	1.49
0-0-1105.003	UBS-EM22478 FMI	1.88
0-0-1105.004	UBS-EM22480 INVESCO	13.05
0-0-1105.005	UBS-EM22487 PACIFIC INCOME	753,650.69
0-0-1105.006	UBS-EM22500 RNC GENTER	214,345.12
0-0-1105.007	UBS-EM22958 MFS	3.64
0-0-1105.008	UBS-EM24449 TORTOISE	287,574.70
0-0-1105.009	UBS-EM24453 CHILTON	7,186.57
0-0-1105.011	UBS-EM24457 LOOMIS SAYLES	2.06
0-0-1105.012	UBS-EM24458 BLACKROCK	1.18
0-0-1105.013	UBS-EM24460 PIONEER INCOME	0.92
0-0-1105.014	UBS-EM24465 WELLS FARGO	100.55
0-0-1105.016	UBS-EM24468 INVESCO SP 500	4.14
0-0-1105.017	UBS-EM24469 JPMORGAN	5.61
0-0-1105.018	UBS-EM24478 ISHARES	67.13
		<hr/>
	Total Demand Deposits	2,454,417.67

Corporate Bonds

0-0-1151.004	STANLEY BLACK & DECKER #AB7	50,019.10
0-0-1151.014	PNC FUNDING CORP #BL6	92,777.70
0-0-1151.016	PRIVATE EXPT FDG #DV1	110,708.07
0-0-1151.017	FIDELITY NATL #AP1	25,965.94
0-0-1151.021	STIFEL FINANCIAL #AE2	44,826.30
0-0-1151.037	ESSEX PORTFOLIO LP #AN7	52,456.62
0-0-1151.038	NATIONAL RETAIL PROP #AG1	51,953.53
0-0-1151.050	HAWAIIAN AIRLINES #AA5	91,657.77
0-0-1151.068	US AIRWAYS #AA1	78,837.18
0-0-1151.079	DU PONT DE NEMOURS #BW8	85,270.28
0-0-1151.081	RPM INTL INC #AR4	83,772.74
0-0-1151.082	BOEING CAPITAL #AL8	83,338.31
0-0-1151.083	LABORATORY CORP #AR3 -PI	79,910.40
0-0-1151.085	EXELON CORP NTS #AH4	74,985.75
0-0-1151.086	BB&T CORP MED #AU7	74,958.00
0-0-1151.087	CARLISLE COS INC #AE0	81,483.66
0-0-1151.089	TEXTRON INC #BT7	69,885.20
0-0-1151.091	GOLDMAN SACHS GROUP #GQ1	76,220.00
0-0-1151.093	CITIGROUP INC #FT3	75,703.95
0-0-1151.094	J P MORGAN CHASE #JD3	101,309.51
0-0-1151.095	MICROSOFT CORP #BA1	79,861.60
0-0-1151.097	AMERICAN TOWER #AA8 -PI	80,529.93
0-0-1151.100	AGILENT TECHNOLOGIES #AH4	77,403.20
0-0-1151.101	NBCUNIVERSAL MEDIA #AH3	74,721.20
0-0-1151.102	GATX CORP #AQ6	66,802.78
0-0-1151.106	MOSAIC CO #AC7	75,212.99
0-0-1151.108	FMC CORP NTS #AS4	74,880.00
0-0-1151.111	MONSANTO CO #AU5	72,874.50
0-0-1151.112	TYCO ELECTRONICS #AR8	74,710.50

(This statement is continued on the following pages.)

Lisle-Woodridge Firefighter's Pension Fund

Balance Sheet (Continued)

May 31, 2018

Corporate Bonds (Continued)

0-0-1151.113	CADENCE DESIGN SYS #AL2	\$	64,749.10
0-0-1151.116	FISERV INC #AP3		74,949.75
0-0-1151.119	WORTHINGTON INDUSTRIES #AE2		64,862.85
0-0-1151.120	AMER AIRLN 15-2 #AB2		72,423.51
0-0-1151.122	PARKER HANNIFIN #AM7		79,914.40
0-0-1151.124	DUKE ENERGY CAROLINAS #AE4		89,630.30
0-0-1151.125	STANLEY BLACK & DECKER #AA9		78,857.60
0-0-1151.127	BLACK HILLS #AK5		49,938.50
0-0-1151.145	SYSCO #BD8		103,332.20
0-0-1151.147	HANOVER INS. #AF2 BRADFORD		44,895.15
0-0-1151.148	TRI-STATE #AH1		110,849.17
0-0-1151.150	EQUIFAX #AK1		69,966.40
0-0-1151.158	COLUMBIA PIPELINE #AF6		85,023.30
0-0-1151.169	NEW YORK & PRESBY #AD6		24,999.00
0-0-1151.182	AIR LEASE CORP #AN4		58,906.91
0-0-1151.183	BUNGE LTD FIN #AX8		80,381.62
0-0-1151.184	ARCHER-DANIELS #BL5		80,550.09
0-0-1151.185	INTL PAPER CO #CP6		79,699.20
0-0-1151.192	CABOT CORP #AK7		79,879.20
0-0-1151.193	INGREDION INC #AB8 - PI		79,965.60
0-0-1151.198	AMERICAN TOWER CORP #AD2		56,798.44
0-0-1151.200	SEMPRA ENERGY #AZ2		94,903.10
0-0-1151.201	XYLEM INC B/E #AJ9		79,835.20
0-0-1151.202	ERP OPERATING LP B/E #BF9		79,472.80
0-0-1151.205	KINDER MORGAN ENERGY #BS4		46,275.11
0-0-1151.207	OCCIDENTAL PETROLEUM #CM5		84,531.15
0-0-1151.214	BROADRIDGE FINANCIAL #AC7 PACIFIC INCOME		79,671.20
0-0-1151.215	ABBOTT LABS #BF6 PACIFIC INCOME		79,404.80
0-0-1151.216	HANOVER INS. #AF2 PACIFIC INCOME		69,836.90
0-0-1151.220	UNUM GROUP #AK2		71,704.95
0-0-1151.224	WELLS FARGO & CO #SK8		116,374.01
0-0-1151.225	SUNTRUST BANK #AR8		120,059.25
0-0-1151.227	APPLE INC #CG3		111,110.90
0-0-1151.229	APPLE #CK4		64,968.15
0-0-1151.232	ENBRIDGE ENERGY #AP1		48,453.60
0-0-1151.235	FIRST HORIZON NATL #AB1		56,537.25
0-0-1151.236	PHYSICIANS REALTY #AA0		49,838.50
0-0-1151.237	MERCURY GENL #AB6		74,885.25
0-0-1151.238	CAPITAL ONE FINANCIAL #BN4		114,648.10
0-0-1151.239	CITIGROUP INC #LD1		131,655.50
0-0-1151.246	MERCURY GENL #AB6 -PI		79,877.60
0-0-1151.247	CAPITAL ONE FINANCIAL #BN4 -PI		79,755.20
0-0-1151.249	CINTAS CORP #AN0		79,692.80
0-0-1151.250	VULCAN MATERIALS #AT6 -PI		79,682.40
0-0-1151.253	VULCAN MATERIALS #AS8		79,047.00
0-0-1151.258	JPMORGAN CHASE #AE6		120,206.00
0-0-1151.262	BK OF NY MELLON #AC1		90,000.00
0-0-1151.265	DOMINION RESOURCES #CT4		55,056.65
0-0-1151.271	MOTOROLA SOLUTIONS #BE8		91,422.45
0-0-1151.272	EAGLE MATERIALS #AA6		72,888.00
0-0-1151.273	MORGAN STANLEY #AK4		34,831.27

(This statement is continued on the following pages.)

Lisle-Woodridge Firefighter's Pension Fund

Balance Sheet (Continued)

May 31, 2018

Corporate Bonds (Continued)

0-0-1151.275	THERMO FISHER SCIENTIFIC #BX9	\$	79,410.40
0-0-1151.282	PPL CAPITAL FUNDING #AM5		64,214.80
0-0-1151.283	DISCOVERY COMM #AS8		58,578.00
0-0-1151.284	ALLEGION US #AE4		79,806.40
0-0-1151.285	HUDSON PACIFIC #AA4		99,853.70
0-0-1151.286	EQT CORP NTS #AF6		59,156.80
0-0-1151.289	LEGGETT & PLATT INC #AY3		79,472.80
0-0-1151.290	PHILIP MORRIS INTL #CD9		119,485.20
0-0-1151.292	WESTLAKE CHEM #AU6		59,387.40
0-0-1151.293	SPRINT AIR 2017 #AA4		55,000.00
0-0-1151.294	GENL ELEC CO #BH5		82,252.50
0-0-1151.295	SOUTHERN CO #CV7		63,633.70
0-0-1151.296	GOLDMAN SACHS #WV2		125,000.00
0-0-1151.298	ENERGY TRANS PART #BG3		36,408.40
0-0-1151.299	LINCOLN NATL CORP #BH1		79,813.60
0-0-1151.300	INGERSOLL-RAND #AP7		79,800.80
0-0-1151.301	LINCOLN NATL CORP #BH1 - TC		64,848.55
0-0-1151.302	PRUDENTIAL FINL #CC7		75,000.00
0-0-1151.303	PHILLIPS 66 NTS #AS3		105,000.00
0-0-1151.304	CVS HEALTH #CY4		29,583.30
0-0-1151.305	ALBEMARLE #AD9		69,420.05
0-0-1151.306	FIFTH THIRD BANCORP #CV0		104,811.00
0-0-1151.308	ONEOK PARTNERS #AP8		88,757.85
0-0-1151.309	ANALOG DEVICES #AQ8		69,864.90
0-0-1151.310	STORE CAP #AA8		54,733.25
0-0-1151.311	TIME WARNER #AP0		65,837.10
0-0-1151.312	TIME WARNER #AV7		64,140.70
0-0-1151.313	ANHEUSER-BUSCH #AM2		44,349.75
0-0-1151.314	REALTY INCOME #AV6		59,700.00
0-0-1151.315	JPMORGAN CHASE #AP1		104,254.50
0-0-1151.316	BANK OF AMER #HE2		119,878.80
0-0-1151.317	SSM HEALTH CARE #AB1		120,000.00
0-0-1151.318	ENABLE MIDSTREAM PART. #AL4		54,558.35
0-0-1151.319	CITY OF HOPE #AB7		55,000.00
0-0-1151.320	GOLDMAN SACHS #XD1		95,000.00
0-0-1151.321	BRIGHTHOUSE FINL #AC7		53,904.32
			<hr/>
	Total Corporate Bonds		8,850,151.01

US Treasury Notes

0-0-1252.006	US TREASURY NOTE #SD3		125,006.74
0-0-1252.007	US TREASURY NOTE #UN8		367,143.07
0-0-1252.019	US TREASURY NOTE #NT3		15,805.13
0-0-1252.020	US TREASURY NOTE #P46 - PI		508,981.33
0-0-1252.040	US TREASURY NOTE #S76		139,778.43
0-0-1252.057	US TREASURY NOTE #W55 -PI		277,796.25
0-0-1252.061	US TREASURY NOTE #V64		722,362.19
0-0-1252.075	US TREASURY NOTE #2L3		237,577.98
0-0-1252.079	US TREASURY NOTE #L40		298,586.94
0-0-1252.091	US TREASURY NOTE #4F4		98,131.86
0-0-1252.092	US TREASURY NOTE #4C1		1,664,089.45

(This statement is continued on the following pages.)

Lisle-Woodridge Firefighter's Pension Fund

Balance Sheet (Continued)

May 31, 2018

US Treasury Notes (Continued)

0-0-1252.095	US TREASURY NOTE #4G2	\$ 1,370,590.67
0-0-1252.096	US TREASURY NOTE #4L1	298,054.69
0-0-1252.097	US TREASURY NOTE #4N7	<u>525,258.98</u>
	Total US Treasury Notes	<u>6,649,163.71</u>

US Treasury Bonds

0-0-1255.003	US TREASURY BOND #QD3	207,417.07
0-0-1255.004	US TREASURY BOND #QS0	55,907.99
0-0-1255.010	US TREASURY BOND #RX8	394,336.72
0-0-1255.013	US TREASURY BOND #QA9	91,525.00
0-0-1255.017	US TREASURY BOND #SA7	<u>1,117,308.36</u>
	Total US Treasury Bonds	<u>1,866,495.14</u>

US Treasury Bills

0-0-1256.001	US TREASURY BILL #PR4	<u>99,719.04</u>
	Total US Treasury Bills	<u>99,719.04</u>

FNMA Pool

0-0-1262.002	FNMA PL 753098 #UX5	16,380.44
0-0-1262.003	FNMA PL 725946 #P79	40,447.75
0-0-1262.004	FNMA PL 799519 #G45	2,906.89
0-0-1262.005	FNMA PL 799695 #NL9	13,339.17
0-0-1262.006	FNMA PL 797665 #FE9	9,602.95
0-0-1262.007	FNMA PL 844386 #CX5	900.90
0-0-1262.008	FNMA PL 865200 #GH6	909.85
0-0-1262.009	FNMA PL 831541 #ZE9	5,341.06
0-0-1262.010	FNMA PL 891601 #RW2	2,491.84
0-0-1262.011	FNMA PL 892239 #HQ4	5,612.12
0-0-1262.012	FNMA PL 893427 #SQ7	1,894.63
0-0-1262.013	FNMA PL 896535 #BC8	3,069.75
0-0-1262.014	FNMA PL 900883 #2Q8	14,175.47
0-0-1262.015	FNMA PL 937289 #XS0	5,015.83
0-0-1262.016	FNMA PL 940525 #LE9	476.10
0-0-1262.017	FNMA PL 949244 #BM8	2,414.91
0-0-1262.018	FNMA PL 966555 #H83	1,334.82
0-0-1262.020	FNMA PL 929301 #NS3	11,923.36
0-0-1262.021	FNMA PL 983077 #CN5	7,756.52
0-0-1262.022	FNMA PL 889409 #DN1	616.86
0-0-1262.023	FNMA PL 930871 #FL0	25,572.41
0-0-1262.024	FNMA PL AB9754 #ZU3	105,943.53
0-0-1262.025	FNMA PL AB9763 #Z58	56,299.07
0-0-1262.026	FNMA PL AB9774 #2G0	120,111.29
0-0-1262.027	FNMA PL AS2764 #CA9	169,017.80
0-0-1262.028	FNMA PL AY3728 #EA4	<u>90,555.01</u>
	Total FNMA Pool	<u>714,110.33</u>

(This statement is continued on the following pages.)

Lisle-Woodridge Firefighter's Pension Fund

Balance Sheet (Continued)

May 31, 2018

FHLMC Pool

0-0-1263.001	FHLMC PL C91820 #AV3	\$ 59,760.44
0-0-1263.002	FHLMC PL C91816 #AR2	118,913.32
0-0-1263.003	FHLMC PL A13570 #6F1	20,715.81
0-0-1263.004	FHLMC PL A23557 #5S9	121,675.37
0-0-1263.005	FHLMC PL G08008 #AJ9	1,023.01
0-0-1263.006	FHLMC PL A38978 #6P0	6,187.51
0-0-1263.007	FHLMC PL G08087 #CZ1	12,807.09
0-0-1263.008	FHLMC PL A51101 #GJ8	1,607.70
0-0-1263.009	FHLMC PL A54908 #NZ5	35,416.22
0-0-1263.010	FHLMC PL A54224 #VR6	356.01
0-0-1263.011	FHLMC PL A53752 #EZ7	38,285.36
0-0-1263.012	FHLMC PL A62706 #AF7	4,598.13
0-0-1263.013	FHLMC PL A64158 #TP2	2,215.51
0-0-1263.014	FHLMC PL A67491 #KC2	3,181.39
0-0-1263.015	FHLMC PL A69472 #QZ6	7,075.02
0-0-1263.016	FHLMC PL A75230 #Y33	6,743.90
0-0-1263.017	FHLMC PL G04176 #6M7	5,775.21
0-0-1263.018	FHLMC PL A77977 #2J6	4,684.50
0-0-1263.019	FHLMC PL G04816 #VH8	17,636.65
0-0-1263.020	FHLMC PL G05507 #NY8	12,594.83
0-0-1263.021	FHLMC PL G05518 #PB6	13,253.02
0-0-1263.022	FHLMC PL C09032 #A91	57,512.28
0-0-1263.023	FHLMC PL G08542 #S84	100,928.56
0-0-1263.024	FHLMC PL Q30081 #CT8	126,004.63
0-0-1263.025	FHLMC PL G08601 #U32	132,495.91
0-0-1263.026	FHLMC PL G08632 #V23	99,161.16
0-0-1263.027	FHLMC PL G08670 #W89	105,538.78
0-0-1263.031	FHLMC PL G08697 #X39	15,807.72
0-0-1263.032	FHLMC PL G08741 #ZF0	491,311.46
0-0-1263.033	FHLMC PL G08742 #ZG8	199,630.85

Total FHLMC Pool 1,822,897.35

FFCB Bonds

0-0-1284.001	FFCB #2K2	<u>137,000.00</u>
--------------	-----------	-------------------

Total FFCB Bonds 137,000.00

FNMA Notes

0-0-1287.004	FNMA NOTE #E33	110,362.50
0-0-1287.005	FNMA NOTE #G72	<u>198,341.20</u>

Total FNMA Notes 308,703.70

Unrealized Gains (Losses)

0-0-1300.001	UNREALIZED GAINS (LOSSES)	<u>(163,822.13)</u>
--------------	---------------------------	---------------------

Total Unrealized Gains (Losses) (163,822.13)

(This statement is continued on the following page.)

Lisle-Woodridge Firefighter's Pension Fund

Balance Sheet (Continued)

May 31, 2018

Stock Equities

0-0-1450.001	UBS - RNC GENTER	\$	3,879,560.11
0-0-1450.002	UBS - CHILTON		1,296,642.55
0-0-1450.003	UBS - STONEBRIDGE		-
	Total Stock Equities		<u>5,176,202.66</u>

Mutual Funds

0-0-1550.001	LAZARD EMERGING MKTS		2,703,489.96
0-0-1550.002	FMI COMMON STOCK		3,313,595.95
0-0-1550.003	INVESCO INTL GROWTH		3,625,370.01
0-0-1550.004	MFS INTL VALUE		3,743,800.05
0-0-1550.005	LOOMIS SAYLES GROWTH		3,493,454.79
0-0-1550.006	BLACKROCK STRATEGIC INC		3,043,349.36
0-0-1550.007	PIONEER STRATEGIC INC		2,736,678.40
0-0-1550.008	WELLS FARGO ABS RETURN		3,394,841.57
0-0-1550.010	INVESCO S&P 500		4,040,002.34
0-0-1550.011	JP MORGAN FDS UNDIS MGRS BEHAV		2,724,484.34
0-0-1550.012	UNDISCOVERED MG BH VL SL		645,255.46
0-0-1550.013	ISHARES CORE EMERG MKTS		<u>3,126,116.88</u>
	Total Mutual Funds		<u>36,590,439.11</u>

Other Assets

0-0-1900.000	ACCRUED INTEREST RECEIVABLE		<u>121,964.13</u>
	Total Other Assets		<u>121,964.13</u>

TOTAL ASSETS

\$ 64,627,441.72

LIABILITIES

0-0-2000.000	ACCOUNTS PAYABLE	\$	<u>-</u>
	Total Liabilities		<u>-</u>

FUND BALANCE

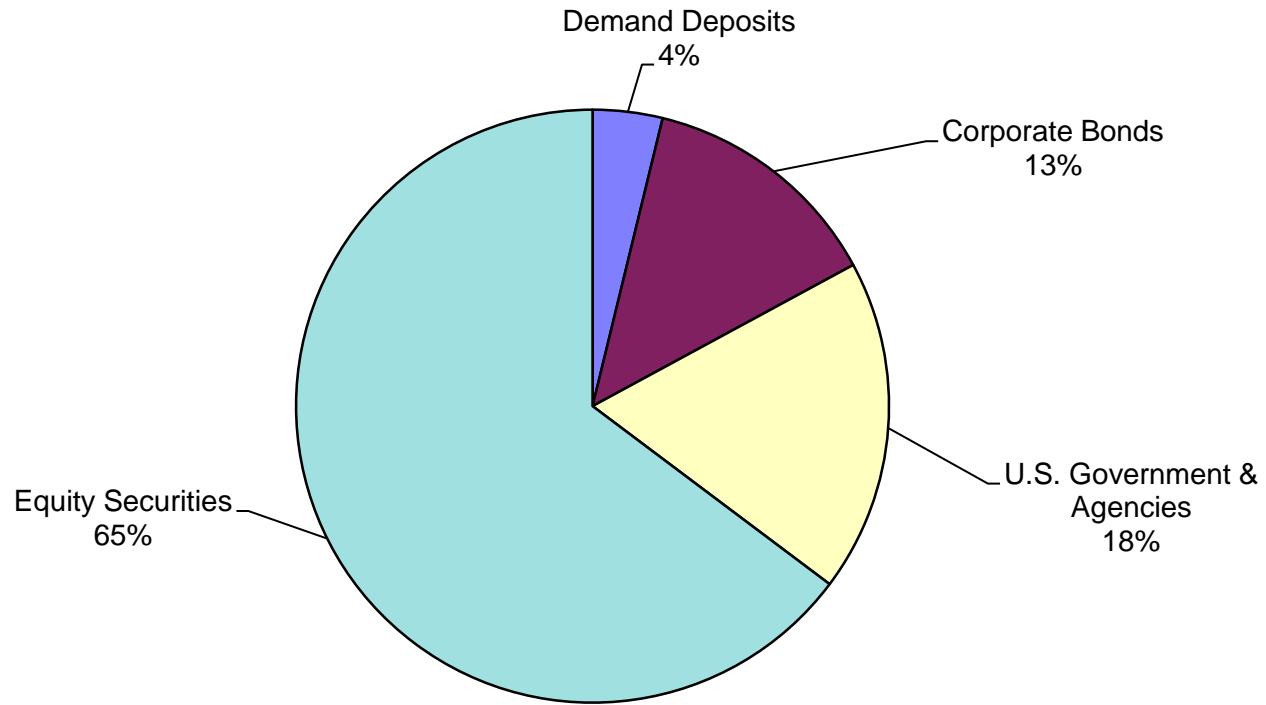
0-0-3000.001	FUND BALANCE		<u>64,627,441.72</u>
--------------	--------------	--	----------------------

TOTAL LIABILITIES AND FUND BALANCE

\$ 64,627,441.72

(See accountant's compilation report.)

**Lisle-Woodridge Firefighter's Pension Fund
Cash and Investments
May 31, 2018**



(See accountant's compilation report.)

Lisle-Woodridge Firefighter's Pension Fund

Revenue Report

For the Five Months Ended May 31, 2018

		<u>Current Month</u>	<u>Year to Date</u>
Revenues			
Employer and Member Contributions			
Employer Contributions			
0-0-4000.000	CURRENT TAX	\$ 289,539.88	\$ 289,539.88
0-0-4040.000	OTHER MUNICIPAL REVENUE	-	-
	Total Employer Contributions	<u>289,539.88</u>	<u>289,539.88</u>
Employee Contributions			
0-0-4050.000	CONTRIBUTIONS - CURRENT YEAR	63,358.88	338,547.66
0-0-4090.000	OTHER MEMBER REVENUE	<u>22,832.55</u>	<u>22,832.55</u>
	Total Employee Contributions	<u>86,191.43</u>	<u>361,380.21</u>
	Total Employer and Employee Contributions	<u>375,731.31</u>	<u>650,920.09</u>
Income Cash and Investments			
Interest Demand Deposits			
0-0-4105.001	UBS-EM22472 CASH	951.52	3,400.57
0-0-4105.002	UBS-EM22475 LAZARD	-	5.31
0-0-4105.003	UBS-EM22478 FMI	-	5.31
0-0-4105.004	UBS-EM22480 INVESCO	0.00	5.31
0-0-4105.005	UBS-EM22487 PACIFIC INCOME	810.21	3,196.74
0-0-4105.006	UBS-EM22500 RNC GENTER	153.84	852.34
0-0-4105.008	UBS-EM24449 TORTOISE	316.15	1,090.44
0-0-4105.009	UBS-EM24453 CHILTON	51.83	80.58
0-0-4105.010	UBS-EM24456 STONEBRIDGE	-	66.51
0-0-4105.011	UBS-EM24457 LOOMIS SAYLES	-	7.97
0-0-4105.016	UBS-EM24468 INVESCO SP 500	-	5.31
0-0-4105.017	UBS-EM24469 JPMORGAN	-	5.31
0-0-4105.018	UBS-EM24478 ISHARES	-	2.64
	Total Interest Demand Deposits	<u>2,283.55</u>	<u>8,724.34</u>
Income Fixed Income Securities			
Income Corporate Bonds			
0-0-4151.004	STANLEY BLACK & DECKER #AB7	612.75	612.75
0-0-4151.014	PNC FUNDING CORP #BL6	-	1,859.38
0-0-4151.016	PRIVATE EXPT FDG #DV1	-	1,276.50
0-0-4151.017	FIDELITY NATL #AP1	-	471.25
0-0-4151.037	ESSEX PORTFOLIO LP #AN7	968.75	968.75
0-0-4151.050	HAWAIIAN AIRLINES #AA5	-	1,802.58
0-0-4151.054	KILROY REALTY #AK8	-	1,044.79
0-0-4151.068	US AIRWAYS #AA1	1,526.06	1,526.06
0-0-4151.075	WELLS FARGO & CO #FG0	-	600.00
0-0-4151.076	BAFC NTS #DX4	2,260.00	2,260.00
0-0-4151.079	DU PONT DE NEMOURS #BW8	-	2,300.00
0-0-4151.081	RPM INTL INC #AR4	-	2,450.00
0-0-4151.082	BOEING CAPITAL #AL8	-	1,880.00
0-0-4151.083	LABORATORY CORP #AR3 -PI	-	1,050.00
0-0-4151.089	TEXTRON INC #BT7	-	1,277.50
0-0-4151.091	GOLDMAN SACHS GROUP #GQ1	-	2,100.00
0-0-4151.093	CITIGROUP INC #FT3	-	1,687.50
0-0-4151.094	J P MORGAN CHASE #JD3	-	2,250.00

(This statement is continued on the following pages.)

Lisle-Woodridge Firefighter's Pension Fund

Revenue Report (Continued)

For the Five Months Ended May 31, 2018

		<u>Current Month</u>	<u>Year to Date</u>
Revenues (Continued)			
Income Fixed Income Securities (Continued)			
Income Corporate Bonds (Continued)			
0-0-4151.095	MICROSOFT CORP #BA1	\$ -	\$ 950.00
0-0-4151.097	AMERICAN TOWER #AA8 -PI	-	1,880.00
0-0-4151.100	AGILENT TECHNOLOGIES #AH4	-	1,280.00
0-0-4151.101	NBCUNIVERSAL MEDIA #AH3	-	1,150.00
0-0-4151.102	GATX CORP #AQ6	-	1,267.50
0-0-4151.106	MOSAIC CO #AC7	1,593.75	1,593.75
0-0-4151.108	FMC CORP NTS #AS4	-	1,537.50
0-0-4151.111	MONSANTO CO #AU5	-	1,265.63
0-0-4151.112	TYCO ELECTRONICS #AR8	-	1,293.75
0-0-4151.113	CADENCE DESIGN SYS #AL2	-	1,421.88
0-0-4151.118	COCA COLA BOT #AK8 -PI	1,300.44	1,300.44
0-0-4151.119	WORTHINGTON INDUSTRIES #AE2	-	1,478.75
0-0-4151.120	AMER AIRLN 15-2 #AB2	-	1,337.73
0-0-4151.122	PARKER HANNIFIN #AM7	1,680.00	1,680.00
0-0-4151.124	DUKE ENERGY CAROLINAS #AE4	-	2,420.00
0-0-4151.125	STANLEY BLACK & DECKER #AA9	-	2,080.00
0-0-4151.127	BLACK HILLS #AK5	-	625.00
0-0-4151.145	SYSCO #BD8	-	2,250.00
0-0-4151.147	HANOVER INS. #AF2 BRADFORD	-	1,012.50
0-0-4151.148	TRI-STATE #AH1	2,467.50	1,832.35
0-0-4151.149	ONEOK PARTNERS #AL7	-	1,634.03
0-0-4151.169	NEW YORK & PRESBY #AD6	-	507.88
0-0-4151.171	ORACLE CORP #BJ3	-	3,293.33
0-0-4151.182	AIR LEASE CORP #AN4	-	1,168.75
0-0-4151.183	BUNGE LTD FIN #AX8	-	1,300.00
0-0-4151.184	ARCHER-DANIELS #BL5	-	1,000.00
0-0-4151.185	INTL PAPER CO #CP6	-	1,200.00
0-0-4151.191	FLOWERS FOODS #AB7	-	919.72
0-0-4151.192	CABOT CORP #AK7	-	1,360.00
0-0-4151.193	INGREDION INC #AB8 - PI	-	1,280.00
0-0-4151.198	AMERICAN TOWER CORP #AD2	-	1,250.00
0-0-4151.200	SEMPRA ENERGY #AZ2	-	771.88
0-0-4151.201	XYLEM INC B/E #AJ9	1,300.00	1,300.00
0-0-4151.202	ERP OPERATING LP B/E #BF9	1,140.00	1,140.00
0-0-4151.205	KINDER MORGAN ENERGY #BS4	-	933.75
0-0-4151.207	OCCIDENTAL PETROLEUM #CM5	-	1,275.00
0-0-4151.210	GOLDMAN SACHS GROUP INC #AH3	-	673.75
0-0-4151.211	HOLLYFRONTIER CORP #AA6	-	840.46
0-0-4151.215	ABBOTT LABS #BF6 PACIFIC INCOME	1,500.00	1,500.00
0-0-4151.216	HANOVER INS. #AF2 PACIFIC INCOME	-	1,575.00
0-0-4151.220	UNUM GROUP #AK2	-	1,400.00
0-0-4151.221	TRANSATLANTIC HLDGS #AB0	-	654.22
0-0-4151.224	WELLS FARGO & CO #SK8	-	4,414.25
0-0-4151.225	SUNTRUST BANK #AR8	-	1,350.00
0-0-4151.227	APPLE INC #CG3	-	1,650.00
0-0-4151.229	APPLE #CK4	-	617.50
0-0-4151.230	HEXCEL CORP #AN8	-	2,150.56
0-0-4151.232	ENBRIDGE ENERGY #AP1	-	1,500.00
0-0-4151.234	JPMORGAN CHASE #RY8	-	2,912.14
0-0-4151.236	PHYSICIANS REALTY #AA0	-	1,075.00
0-0-4151.237	MERCURY GENL #AB6	-	1,650.00
0-0-4151.238	CAPITAL ONE FINANCIAL #BN4	-	2,156.25

(This statement is continued on the following pages.)

Lisle-Woodridge Firefighter's Pension Fund

Revenue Report (Continued)

For the Five Months Ended May 31, 2018

		<u>Current Month</u>	<u>Year to Date</u>
Revenues (Continued)			
Income Fixed Income Securities (Continued)			
Income Corporate Bonds (Continued)			
0-0-4151.239	CITIGROUP INC #LD1	\$ -	\$ 2,526.55
0-0-4151.240	MORGAN STANLEY #EF9	-	1,191.22
0-0-4151.246	MERCURY GENL #AB6 -PI	-	1,760.00
0-0-4151.247	CAPITAL ONE FINANCIAL #BN4 -PI	-	1,500.00
0-0-4151.249	CINTAS CORP #AN0	-	1,480.00
0-0-4151.250	VULCAN MATERIALS #AT6 -PI	-	1,560.00
0-0-4151.253	VULCAN MATERIALS #AS8	-	1,687.50
0-0-4151.256	SSM HEALTH CARE #AA3	-	1,462.83
0-0-4151.257	BANK OF AMER CORP #GK9	-	1,526.93
0-0-4151.258	JPMORGAN CHASE #AE6	-	1,665.60
0-0-4151.259	KAISER FNDTN HOSPIT #AD5	1,095.14	1,095.14
0-0-4151.262	BK OF NY MELLON #AC1	1,197.45	1,197.45
0-0-4151.265	DOMINION RESOURCES #CT4	-	709.23
0-0-4151.266	GOLDMAN SACHS #WJ9	975.39	975.39
0-0-4151.267	FIFTH THIRD BANCORP #CU2	-	417.81
0-0-4151.271	MOTOROLA SOLUTIONS #BE8	-	2,350.49
0-0-4151.272	EAGLE MATERIALS #AA6	-	1,575.00
0-0-4151.273	MORGAN STANLEY #AK4	-	1,663.33
0-0-4151.274	AT&T INC #EM0	858.00	2,478.67
0-0-4151.275	THERMO FISHER SCIENTIFIC #BX9	-	1,287.11
0-0-4151.276	AT&T INC #EN8	849.33	2,885.55
0-0-4151.277	ARES CAPITAL CORP #AU7	-	1,155.49
0-0-4151.278	REGIONS FNL CORP #AM2	-	1,203.89
0-0-4151.279	PRICELINE GROUP #BC9	-	324.23
0-0-4151.281	ANHEUSER BUSCH #AN6	620.67	1,600.67
0-0-4151.282	PPL CAPITAL FUNDING #AM5	-	1,350.56
0-0-4151.283	DISCOVERY COMM #AS8	-	(333.33)
0-0-4151.284	ALLEGION US #AE4	-	1,412.11
0-0-4151.285	HUDSON PACIFIC #AA4	2,293.19	2,293.19
0-0-4151.286	EQT CORP NTS #AF6	-	814.67
0-0-4151.287	DISCOVERY COMM #AT6	-	1,898.00
0-0-4151.288	AT&T INC #EL2	607.75	1,755.72
0-0-4151.289	LEGGETT & PLATT INC #AY3	1,392.22	1,392.22
0-0-4151.290	PHILIP MORRIS INTL #CD9	1,500.00	1,500.00
0-0-4151.291	ANTHEM INC #AD5	-	825.17
0-0-4151.292	WESTLAKE CHEM #AU6	1,217.71	1,217.71
0-0-4151.294	GENL ELEC CO #BH5	-	1,687.50
0-0-4151.295	SOUTHERN CO #CV7	-	1,056.25
0-0-4151.297	BANK OF AMERICA #G26	-	236.56
0-0-4151.298	ENERGY TRANS PART #BG3	-	768.57
0-0-4151.303	PHILLIPS 66 NTS #AS3	653.73	653.73
0-0-4151.305	ALBEMARLE #AD9	-	(964.35)
0-0-4151.307	CAMPBELL SOUP #BF5	-	185.43
0-0-4151.308	ONEOK PARTNERS #AP8	-	(11.57)
0-0-4151.311	TIME WARNER #AP0	-	(958.22)
0-0-4151.312	TIME WARNER #AV7	-	(781.99)
0-0-4151.315	JPMORGAN CHASE #AP1	-	(20.76)
0-0-4151.316	BANK OF AMER #HE2	-	(487.86)
0-0-4151.321	BRIGHTHOUSE FINL #AC7	(900.34)	(900.34)
Total Income Corporate Bonds		28,709.49	155,396.36

(This statement is continued on the following pages.)

Lisle-Woodridge Firefighter's Pension Fund

Revenue Report (Continued)

For the Five Months Ended May 31, 2018

		<u>Current Month</u>	<u>Year to Date</u>
Revenues (Continued)			
Income Fixed Income Securities (Continued)			
Income US Treasury Notes			
0-0-4252.006	US TREASURY NOTE #SD3	\$ -	\$ 781.25
0-0-4252.007	US TREASURY NOTE #UN8	-	3,650.00
0-0-4252.019	US TREASURY NOTE #NT3	-	196.88
0-0-4252.020	US TREASURY NOTE #P46 - PI	213.22	7,305.75
0-0-4252.040	US TREASURY NOTE #S76	-	787.50
0-0-4252.057	US TREASURY NOTE #W55 - PI	-	1,638.59
0-0-4252.061	US TREASURY NOTE #V64	17.62	6,233.39
0-0-4252.069	US TREASURY NOTE #X39	-	175.59
0-0-4252.071	US TREASURY NOTE #2R0	-	8,813.15
0-0-4252.075	US TREASURY NOTE #2L3	-	455.66
0-0-4252.076	US TREASURY NOTE #2Y5	-	2,241.76
0-0-4252.077	US TREASURY NOTE #3C2	-	2,790.06
0-0-4252.078	US TREASURY NOTE #3G3	-	2,521.06
0-0-4252.079	US TREASURY NOTE #L40	-	668.51
0-0-4252.080	US TREASURY NOTE #G38	-	637.09
0-0-4252.081	US TREASURY NOTE #3F5	-	908.01
0-0-4252.082	US TREASURY NOTE #3H1	-	5,891.11
0-0-4252.083	US TREASURY NOTE #3Q1	-	3,429.84
0-0-4252.084	US TREASURY NOTE #3S7	-	6,230.38
0-0-4252.085	US TREASURY NOTE #3V0	-	1,650.20
0-0-4252.086	US TREASURY NOTE #3U2	-	1,376.12
0-0-4252.087	US TREASURY NOTE #3W8	3,932.05	1,842.65
0-0-4252.088	US TREASURY NOTE #4A5	-	261.20
0-0-4252.089	US TREASURY NOTE #3X6	-	456.84
0-0-4252.090	US TREASURY NOTE #3Z1	-	12.56
0-0-4252.091	US TREASURY NOTE #4F4	639.04	391.38
0-0-4252.092	US TREASURY NOTE #4C1	-	(511.78)
0-0-4252.093	US TREASURY NOTE #4B3	4,797.76	3,122.35
0-0-4252.094	US TREASURY NOTE #4D9	786.54	805.66
0-0-4252.095	US TREASURY NOTE #4G2	(2,377.60)	(2,439.38)
0-0-4252.096	US TREASURY NOTE #4L1	(376.63)	(376.63)
0-0-4252.097	US TREASURY NOTE #4N7	(579.69)	(579.69)
	Total Income US Treasury Notes	<u>7,052.31</u>	<u>61,367.06</u>
Income US Treasury Bonds			
0-0-4255.003	US TREASURY BOND #QD3	4,703.13	4,703.13
0-0-4255.004	US TREASURY BOND #QS0	0.00	937.50
0-0-4255.010	US TREASURY BOND #RX8	4,801.63	4,801.63
0-0-4255.013	US TREASURY BOND #QA9	0.00	1,400.00
0-0-4255.015	US TREASURY BOND #RY6	0.00	6,915.72
0-0-4255.016	US TREASURY BOND #RZ3	6,207.49	2,854.32
0-0-4255.017	US TREASURY BOND #SA7	(3,549.62)	(3,527.24)
	Total Income US Treasury Bonds	<u>12,162.63</u>	<u>18,085.06</u>
Income FNMA Pool			
0-0-4262.002	FNMA PL 753098 #UX5	79.35	417.09
0-0-4262.003	FNMA PL 725946 #P79	185.19	957.39
0-0-4262.004	FNMA PL 799519 #G45	15.64	78.72
0-0-4262.005	FNMA PL 799695 #NL9	64.55	324.63
0-0-4262.006	FNMA PL 797665 #FE9	47.59	239.31

(This statement is continued on the following pages.)

Lisle-Woodridge Firefighter's Pension Fund

Revenue Report (Continued)

For the Five Months Ended May 31, 2018

		<u>Current Month</u>	<u>Year to Date</u>
Revenues (Continued)			
Income Fixed Income Securities (Continued)			
Income FNMA Pool (Continued)			
0-0-4262.007	FNMA PL 844386 #CX5	\$ 4.55	\$ 22.87
0-0-4262.008	FNMA PL 865200 #GH6	4.25	21.75
0-0-4262.009	FNMA PL 831541 #ZE9	28.94	151.56
0-0-4262.010	FNMA PL 891601 #RW2	12.74	64.13
0-0-4262.011	FNMA PL 892239 #HQ4	30.39	152.65
0-0-4262.012	FNMA PL 893427 #SQ7	9.49	47.66
0-0-4262.013	FNMA PL 896535 #BC8	15.37	77.24
0-0-4262.014	FNMA PL 900883 #2Q8	72.19	400.75
0-0-4262.015	FNMA PL 937289 #XS0	25.19	127.03
0-0-4262.016	FNMA PL 940525 #LE9	2.50	12.85
0-0-4262.017	FNMA PL 949244 #BM8	11.58	63.64
0-0-4262.018	FNMA PL 966555 #H83	6.91	34.69
0-0-4262.020	FNMA PL 929301 #NS3	44.92	238.20
0-0-4262.021	FNMA PL 983077 #CN5	29.76	153.55
0-0-4262.022	FNMA PL 889409 #DN1	3.09	16.19
0-0-4262.023	FNMA PL 930871 #FL0	99.73	513.74
0-0-4262.024	FNMA PL AB9754 #ZU3	317.77	1,625.47
0-0-4262.025	FNMA PL AB9763 #Z58	168.17	859.71
0-0-4262.026	FNMA PL AB9774 #2G0	360.02	1,833.70
0-0-4262.027	FNMA PL AS2764 #CA9	500.75	2,575.67
0-0-4262.028	FNMA PL AY3728 #EA4	227.08	1,170.23
Total Income FNMA Pool		<u>2,367.71</u>	<u>12,180.42</u>
Income FHLMC Pool			
0-0-4263.001	FHLMC PL C91820 #AV3	163.02	836.02
0-0-4263.002	FHLMC PL C91816 #AR2	322.01	1,658.30
0-0-4263.003	FHLMC PL A13570 #6F1	100.05	503.68
0-0-4263.004	FHLMC PL A23557 #5S9	623.57	3,192.61
0-0-4263.005	FHLMC PL G08008 #AJ9	5.40	28.06
0-0-4263.006	FHLMC PL A38978 #6P0	30.22	152.74
0-0-4263.007	FHLMC PL G08087 #CZ1	64.12	331.78
0-0-4263.008	FHLMC PL A51101 #GJ8	7.93	39.85
0-0-4263.009	FHLMC PL A54908 #NZ5	185.59	932.05
0-0-4263.010	FHLMC PL A54224 #VR6	1.76	10.47
0-0-4263.011	FHLMC PL A53752 #EZ7	182.75	918.25
0-0-4263.012	FHLMC PL A62706 #AF7	22.80	120.47
0-0-4263.013	FHLMC PL A64158 #TP2	11.10	55.75
0-0-4263.014	FHLMC PL A67491 #KC2	16.72	83.98
0-0-4263.015	FHLMC PL A69472 #QZ6	34.08	171.10
0-0-4263.016	FHLMC PL A75230 #Y33	26.10	135.73
0-0-4263.017	FHLMC PL G04176 #6M7	26.50	138.36
0-0-4263.018	FHLMC PL A77977 #2J6	24.60	123.56
0-0-4263.019	FHLMC PL G04816 #VH8	67.73	349.34
0-0-4263.020	FHLMC PL G05507 #NY8	48.30	246.75
0-0-4263.021	FHLMC PL G05518 #PB6	51.29	264.15
0-0-4263.022	FHLMC PL C09032 #A91	171.51	871.08
0-0-4263.023	FHLMC PL G08542 #S84	303.10	1,562.25
0-0-4263.024	FHLMC PL Q30081 #CT8	355.06	1,783.01
0-0-4263.025	FHLMC PL G08601 #U32	397.46	2,045.28
0-0-4263.026	FHLMC PL G08632 #V23	280.29	1,435.65
0-0-4263.027	FHLMC PL G08670 #W89	264.52	1,343.66
0-0-4263.031	FHLMC PL G08697 #X39	38.74	196.68

(This statement is continued on the following pages.)

Lisle-Woodridge Firefighter's Pension Fund
Revenue Report (Continued)
For the Five Months Ended May 31, 2018

		<u>Current Month</u>	<u>Year to Date</u>
Revenues (Continued)			
Income Fixed Income Securities (Continued)			
Income FHLMC Pool (Continued)			
0-0-4263.032	FHLMC PL G08741 #ZF0	\$ 1,203.21	\$ 6,089.10
0-0-4263.033	FHLMC PL G08742 #ZG8	569.25	2,900.63
	Total Income FHLMC Pool	<u>5,598.78</u>	<u>28,520.34</u>
Income FFCB Notes			
0-0-4284.001	FFCB #2K2	-	1,284.38
	Total Income FFCB Notes	<u>-</u>	<u>1,284.38</u>
Income FNMA Notes			
0-0-4287.004	FNMA NOTE #E33	-	618.75
	Total Income FNMA Notes	<u>-</u>	<u>618.75</u>
Change in Accrued Interest Rec			
0-0-4295.001	CHANGE IN ACCR INTEREST REC	(1,651.77)	(13,357.96)
	Total Change in Accrued Interest Rec	<u>(1,651.77)</u>	<u>(13,357.96)</u>
Gains (Losses) on Securities			
0-0-4300.001	UNREALIZED GAIN (LOSS)	(39,642.10)	(345,219.31)
0-0-4400.001	GAIN (LOSS) - SALE OF SECURITY	(42,097.82)	(236,668.24)
	Total Gains (Losses) on Securities	<u>(81,739.92)</u>	<u>(581,887.55)</u>
	Total Income Fixed Income Securities	<u>(27,500.77)</u>	<u>(317,793.14)</u>
Income Equity Securities			
Income Stock Equities			
0-0-4450.001	DVD - UBS - RNC GENTER	7,210.50	38,590.73
0-0-4450.002	DVD - UBS - CHILTON	2,468.75	20,893.88
0-0-4450.003	DVD - UBS - STONEBRIDGE	-	9,846.16
	Total Income/Dividends Stock Equities	<u>9,679.25</u>	<u>69,330.77</u>
0-0-4460.001	G/L - UBS - RNC GENTER	53,016.85	(111,618.06)
0-0-4460.002	G/L - UBS - CHILTON	28,903.15	(98,536.18)
0-0-4460.003	G/L - UBS - STONEBRIDGE	-	(24,752.75)
	Total Income/Gain (Loss) Stock Equities	<u>81,920.00</u>	<u>(234,906.99)</u>
	Total Income Stock Equities	<u>91,599.25</u>	<u>(165,576.22)</u>
Income Mutual Funds			
0-0-4550.006	DVD - BLACKROCK STRATEGIC INC	8,620.03	34,107.95
0-0-4550.007	DVD - PIONEER STRATEGIC INC	7,780.85	31,548.97
	Total Income/Dividends Mutual Funds	<u>16,400.88</u>	<u>65,656.92</u>

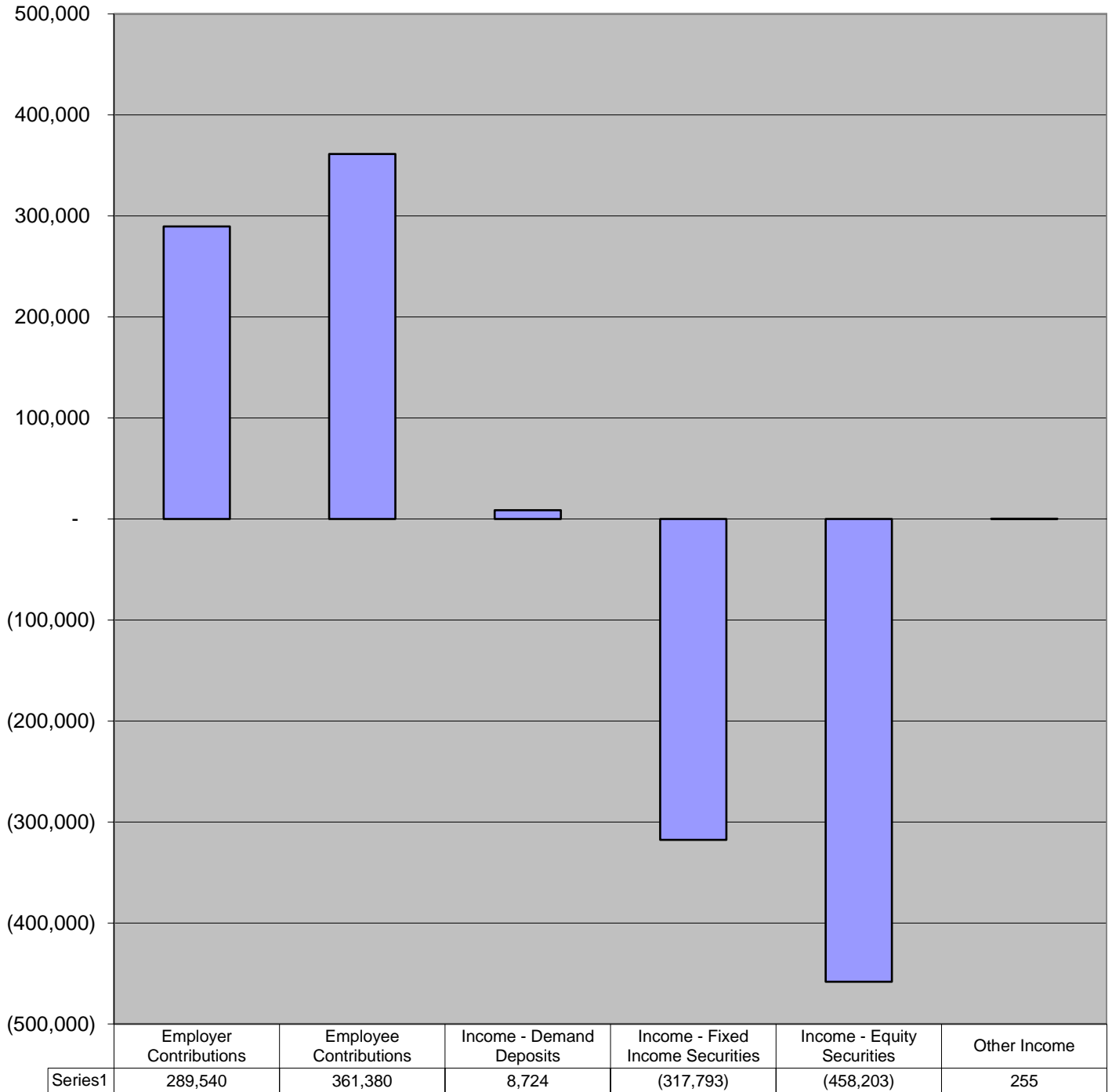
(This statement is continued on the following page.)

Lisle-Woodridge Firefighter's Pension Fund
Revenue Report (Continued)
For the Five Months Ended May 31, 2018

	<u>Current Month</u>	<u>Year to Date</u>
Revenues (Continued)		
Income Equity Securities		
Income Mutual Funds (Continued)		
0-0-4560.001	G/L - LAZARD EMERGING MKTS	\$ (283,654.43) \$ (223,713.59)
0-0-4560.002	G/L - FMI COMMON STOCK	19,265.88 11,865.85
0-0-4560.003	G/L - INVESCO INTL GROWTH	(120,810.96) (159,420.69)
0-0-4560.004	G/L - MFS INTL VALUE	8,114.51 (19,024.09)
0-0-4560.005	G/L - LOOMIS SAYLES GROWTH	85,099.77 104,736.17
0-0-4560.006	G/L - BLACKROCK STRATEGIC INC	(34,072.77) (38,522.69)
0-0-4560.007	G/L - PIONEER STRATEGIC INC	(33,855.93) (77,570.89)
0-0-4560.008	G/L - WELLS FARGO ABS RETURN	(36,772.11) (726.64)
0-0-4560.010	G/L - INVESCO S&P 500	71,610.09 28,459.56
0-0-4560.011	G/L - JP MORGAN FDS UNDIS MGRS BEHAV	158,792.45 74,280.00
0-0-4560.012	G/L - UNDISCOVERED MG BH VL SL	36,783.78 17,789.14
0-0-4560.013	G/L - ISHARES CORE EMERG MKTS	(159,548.99) (76,435.99)
	Total Income/Gain (Loss) Mutual Funds	<u>(289,048.71) (358,283.86)</u>
	Total Income Mutual Funds	<u>(272,647.83) (292,626.94)</u>
Other Income		
0-0-4900.001	OTHER INCOME	<u>0.00 255.23</u>
	Total Other Income	<u>0.00 255.23</u>
	Total Income Equity Securities	<u>(181,048.58) (458,203.16)</u>
	Total Income Cash and Investments	<u>(206,265.80) (767,016.73)</u>
TOTAL REVENUES	\$	\$
	<u>169,465.51</u>	<u>(116,096.64)</u>

(See accountant's compilation report.)

**Lisle-Woodridge Firefighter's Pension Fund
Revenues
For the Five Months Ended May 31, 2018**



(See accountant's compilation report.)

Lisle-Woodridge Firefighter's Pension Fund

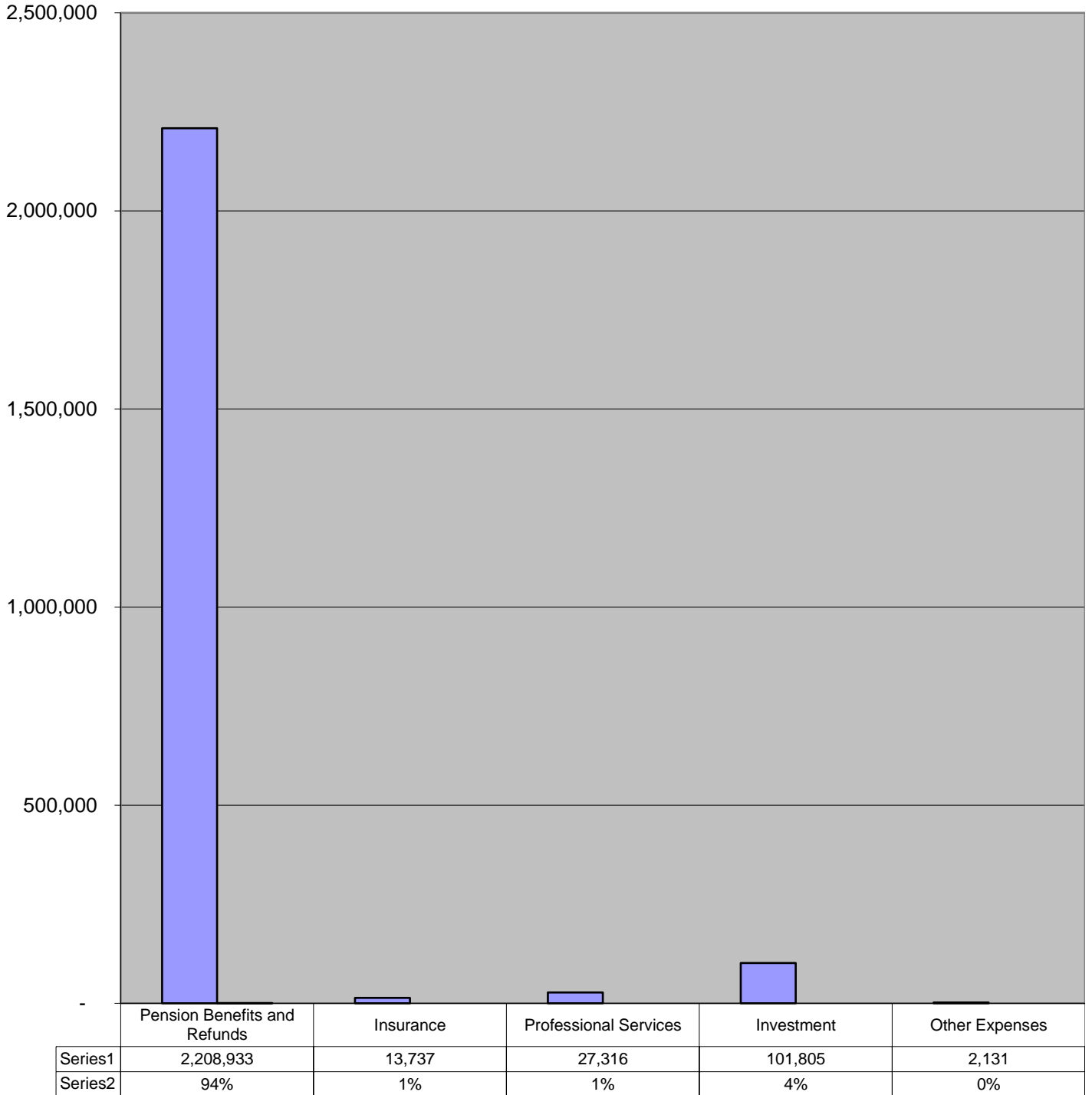
Expense Report

For the Five Months Ended May 31, 2018

		Current Month	Year to Date	FY18 Annual Budget
Expenses				
Administrative				
Pension Benefits and Refunds				
0-0-5020.000	SERVICE PENSIONS	\$ 398,990.16	\$ 1,971,518.67	\$ 4,639,100.00
0-0-5030.000	NON-DUTY DISABILITY PENSIONS	6,947.04	34,735.20	85,000.00
0-0-5040.000	DUTY DISABILITY PENSIONS	30,481.68	142,342.45	355,600.00
0-0-5050.000	OCCUPATIONAL DISEASE PENSIONS	9,911.04	49,555.20	103,300.00
0-0-5060.000	SURVIVING SPOUSE PENSIONS	2,156.35	10,781.75	25,900.00
0-0-5100.000	REFUND OF CONTRIBUTIONS	-	-	15,000.00
	Total Pension Benefit and Refunds	448,486.27	2,208,933.27	5,223,900.00
Insurance				
0-0-5150.001	FIDUCIARY INSURANCE	1,082.00	13,737.00	20,000.00
	Total Insurance	1,082.00	13,737.00	20,000.00
Professional Services				
0-0-5170.001	ACTUARIAL SERVICES	-	-	4,500.00
0-0-5170.002	AUDITING SERVICES	-	-	3,600.00
0-0-5170.003	ACCOUNTING & BOOKKEEPING SERV	4,625.00	12,565.00	20,800.00
0-0-5170.004	MEDICAL SERVICES	-	6,300.00	10,300.00
0-0-5170.005	LEGAL SERVICES	-	8,007.49	25,000.00
0-0-5170.006	PUBLIC STENOGRAPHER/CT REPORT	62.16	443.59	1,200.00
	Total Professional Services	4,687.16	27,316.08	65,400.00
Investment				
0-0-5190.001	INVESTMENT MGR/ADVISOR FEES	7,467.20	101,700.44	195,900.00
0-0-5190.004	SAFE DEPOSIT AND BANK FEES	18.00	105.00	500.00
	Total Investment	7,485.20	101,805.44	196,400.00
Other Expenses				
0-0-5290.025	CONFERENCE/SEMINAR FEES	-	800.00	6,200.00
0-0-5290.026	ASSOCIATION DUES	-	795.00	1,000.00
0-0-5290.27	TRAVEL EXPENSE	-	-	-
0-0-5290.028	POSTAGE EXPENSE	-	-	200.00
0-0-5290.030	SUPPLIES EXPENSE	-	536.14	1,400.00
0-0-5290.034	IDOI FILING EXPENSE	-	-	8,000.00
0-0-5290.035	OTHER EXPENSE	-	-	10,500.00
	Total Other Expenses	-	2,131.14	27,300.00
	Total Administrative	13,254.36	144,989.66	309,100.00
TOTAL EXPENSES		\$ 461,740.63	\$ 2,353,922.93	\$ 5,533,000.00

(See accountant's compilation report.)

**Lisle-Woodridge Firefighter's Pension Fund
Expenses
For The Five Months Ended May 31, 2018**



(See accountant's compilation report.)

Lisle-Woodridge Firefighter's Pension Fund
Summary of Property Tax Receipts through May 31, 2018
DuPage County and Will County

	<u>Total Property Taxes</u>
Fiscal Year Ending December 31, 2018	
Per Property Tax Remittances:	
Total DuPage County Collections	\$ 289,539.88
Total Will County Collections	<u>-</u>
Total Collections	<u><u>\$ 289,539.88</u></u>

(See accountant's compilation report.)

Lisle-Woodridge Firefighter's Pension Fund
Summary of Property Tax Receipts through May 31, 2018
DuPage County

	2017 Taxes	2016 Taxes	2015 Taxes	2014 Taxes
Fiscal Year Ending December 31, 2018				
5/16/2018	\$ 287,521.51	\$ -	\$ -	\$ -
5/18/2018	2,018.37	-	-	-
	<u>\$ 289,539.88</u>	<u>\$ -</u>	<u>\$ -</u>	<u>\$ -</u>
Fiscal Year Ending December 31, 2017		2016 Taxes	2015 Taxes	2014 Taxes
		<u>\$ 4,557,556.99</u>	<u>\$ 339.28</u>	<u>\$ 139.70</u>
Fiscal Year Ending December 31, 2016			2015 Taxes	2014 Taxes
			<u>\$ 4,083,978.00</u>	<u>\$ 10,153.45</u>
SUMMARY	2017 Taxes	2016 Taxes	2015 Taxes	2014 Taxes
TOTAL COLLECTED	<u>\$ 289,539.88</u>	<u>\$ 4,557,556.99</u>	<u>\$ 4,084,317.28</u>	<u>\$ 10,293.15</u>
TAX LEVIED	<u>\$ 4,773,571.68</u>	<u>\$ 4,596,387.82</u>	<u>\$ 4,097,019.02</u>	<u>*</u>
TAX EXTENDED	<u>\$ 4,655,355.96</u>	<u>\$ 4,565,043.84</u>	<u>\$ 4,090,999.18</u>	<u>*</u>
% COLLECTED	<u>6.22%</u>	<u>99.84%</u>	<u>99.84%</u>	<u>*</u>
EXTENDED LESS COLLECTED	<u>\$ 4,365,816.08</u>	<u>\$ 7,486.85</u>	<u>\$ 6,681.90</u>	<u>*</u>

(See accountant's compilation report.)

Lisle-Woodridge Firefighter's Pension Fund
Summary of Property Tax Receipts through May 31, 2018
Will County

	2017 Taxes	2016 Taxes	2015 Taxes	2014 Taxes
Fiscal Year Ending December 31, 2018	\$ -	\$ -	\$ -	\$ -
Fiscal Year Ending December 31, 2017		2016 Taxes	2015 Taxes	2014 Taxes
		\$ 3,452.15	\$ -	\$ -
Fiscal Year Ending December 31, 2016			2015 Taxes	2014 Taxes
			\$ 3,129.32	\$ 431.97
SUMMARY	2017 Taxes	2016 Taxes	2015 Taxes	2014 Taxes
TOTAL COLLECTED	\$ -	\$ 3,452.15	\$ 3,129.32	\$ 431.97
TAX LEVIED	\$ 3,450.57	\$ 3,452.15	\$ 3,129.98	*
TAX EXTENDED	\$ 3,450.57	\$ 3,452.15	\$ 3,129.98	*
% COLLECTED	0.00%	100.00%	99.98%	*
EXTENDED LESS COLLECTED	\$ 3,450.57	\$ -	\$ 0.66	*

(See accountant's compilation report.)

**Lisle-Woodridge Firefighter's Pension Fund Cash Projections FY2018
MB Financial Bank**

Starting Date 1/1/2018

	Beginning	Jan-18	Feb-18	Mar-18	Apr-18	May-18	Jun-18	Jul-18	Aug-18	Sep-18	Oct-18	Nov-18	Dec-18	Total
Cash on Hand (beginning of month)	527,261	527,261	519,464	518,691	546,950	150,460	146,148	119,648	102,548	108,948	77,348	51,748	17,148	
CASH RECEIVED														
Distribution Funding		380,000	380,000	380,000	-	380,000	380,000	380,000	380,000	380,000	380,000	380,000	380,000	4,180,000
Member Contributions		61,768	61,177	94,582	57,662	63,359	64,000	61,000	91,000	62,000	62,000	61,000	57,000	796,548
Other Misc		-	-	255	-	22,833	-	-	-	-	-	-	-	23,088
TOTAL CASH RECEIVED		441,768	441,177	474,837	57,662	466,192	444,000	441,000	471,000	442,000	442,000	441,000	437,000	4,999,636
Total Cash Available	527,261	969,029	960,641	993,528	604,612	616,652	590,148	560,648	573,548	550,948	519,348	492,748	454,148	
CASH PAID OUT														
Pension Payments		426,926	441,891	437,826	453,804	448,486	456,500	458,000	461,600	462,600	462,600	463,600	463,600	5,437,433
Pension Refunds		-	-	-	-	-	-	-	-	-	-	-	-	-
Other Expenses		22,639	59	8,752	348	22,018	14,000	100	3,000	11,000	5,000	12,000	1,000	99,916
Wire Transfers Out (In)		-	-	-	-	-	-	-	-	-	-	-	-	-
TOTAL CASH PAID OUT		449,565	441,950	446,578	454,152	470,504	470,500	458,100	464,600	473,600	467,600	475,600	464,600	5,537,349
Cash on Hand (end of month)	527,261	519,464	518,691	546,950	150,460	146,148	119,648	102,548	108,948	77,348	51,748	17,148	-10,452	

** Amount estimated**

(See accountant's compilation report.)