



**LISLE-WOODRIDGE  
FIREFIGHTERS' PENSION FUND**

---

ACCOUNTANT'S COMPILATION REPORT

For the Two Months Ended February 28, 2019



SIKICH.COM

**LISLE-WOODRIDGE FIREFIGHTER’S PENSION FUND**  
**TABLE OF CONTENTS**

---

	<u>Page(s)</u>
ACCOUNTANT’S COMPILATION REPORT.....	1
<b>BASIC FINANCIAL STATEMENTS</b>	
Statement of Fiduciary Net Position.....	2
Statement of Changes in Fiduciary Net Position.....	3
<b>SUPPLEMENTARY INFORMATION</b>	
Balance Sheet.....	4-9
Cash and Investments Chart.....	10
Revenue Report.....	11-15
Revenues Chart.....	16
Expense Report.....	17
Expenses Chart.....	18
Property Tax Revenue Analysis.....	19-21
• DuPage County	
• Will County	
Cash Flow Projections Report FY2019.....	22

1415 West Diehl Road, Suite 400  
Naperville, IL 60563  
630.566.8400

**SIKICH.COM**

## ACCOUNTANT'S COMPILATION REPORT

The Honorable President  
Members of the Board of Trustees  
Lisle-Woodridge Firefighter's Pension Fund  
Lisle, Illinois 60532

Management is responsible for the accompanying statement of fiduciary net position of the Lisle-Woodridge Firefighter's Pension Fund, a pension trust fund of the Lisle-Woodridge Fire Protection District of Lisle, Illinois, as of February 28, 2019 and the related statement of changes in fiduciary net position for the two months ended February 28, 2019. We have performed a compilation engagement in accordance with Statements on Standards for Accounting and Review Services promulgated by the Accounting and Review Services Committee of the AICPA. We did not audit or review the financial statements nor were we required to perform any procedures to verify the accuracy or completeness of the information provided by management. Accordingly, we do not express an opinion, a conclusion, nor provide any form of assurance on these financial statements.

The accompanying supplementary information is presented for purposes of additional analysis and is not a required part of the basic financial statements. Such information is the responsibility of management. The supplementary information was subject to our compilation engagement. We have not audited or reviewed the supplementary information and do not express an opinion, a conclusion, nor provide any assurance on such supplementary information.

Management has elected to omit substantially all of the disclosures and required supplementary information required by accounting principles generally accepted in the United States of America. If the omitted disclosures and required supplementary information were included in the financial statements, they might influence the user's conclusions about the Firefighter's Pension Fund's assets, liabilities, net position, additions and deductions. Accordingly, these financial statements are not designed for those who are not informed about such matters.

*Sikich LLP*

Naperville, Illinois  
March 8, 2019

## **BASIC FINANCIAL STATEMENTS**

**Lisle-Woodridge Firefighter's Pension Fund**

Statement of Fiduciary Net Position

February 28, 2019

---

**ASSETS**

Cash and Investments

Demand Deposits	\$	1,470,347.53
Corporate Bonds		8,444,826.74
US Treasury Notes		6,731,406.15
US Treasury Bonds		1,978,927.53
FNMA Pool		838,989.43
Freddie Mac Pool		2,878,921.83
FFCB Bonds		134,183.28
FHLMC Notes		197,680.00
Stock Equities		5,346,916.86
Mutual Funds		37,967,251.25

Other Assets

Accrued Interest Receivable		<u>160,301.70</u>
-----------------------------	--	-------------------

Total Assets		66,149,752.30
--------------	--	---------------

**LIABILITIES**

None		<u>-</u>
------	--	----------

<b>NET POSITION RESTRICTED FOR PENSIONS</b>	\$	<u><u>66,149,752.30</u></u>
---	----	-----------------------------

(See accountant's compilation report.)

**Lisle- Woodridge Firefighter's Pension Fund**  
Statement of Changes in Fiduciary Net Position  
For the Two Months Ended February 28, 2019

**ADDITIONS**

Contributions		
Employer Contributions	\$	-
Employee Contributions		150,415.84
		150,415.84
Total Contributions		150,415.84
Investment Income		
Net Appreciation (Depreciation) in Fair Value of Investments		
Fixed Income Securities		101,961.08
Stock Equity		468,907.59
Mutual Funds		3,504,565.52
Interest and Dividends		
Demand Deposits		4,668.68
Fixed Income Securities		110,556.57
Stock Equity		27,081.41
Mutual Funds		31,343.21
		31,343.21
Total Investment Income (Loss)		4,249,084.06
Less Investment Expense		(47,324.19)
		(47,324.19)
Net Investment Income (Loss)		4,201,759.87
		4,201,759.87
Total Additions		4,352,175.71
<b>DEDUCTIONS</b>		
Pension Benefits and Refunds		
Pension Benefits		991,181.72
Refunds		-
Administrative Expenses		
Insurance		-
Professional Services		6,952.79
Other Expenses		795.00
		795.00
Total Deductions		998,929.51
Net Increase (Decrease)		3,353,246.20
Net Position Restricted for Pensions January 1		62,796,506.10
<b>End of Period</b>	<b>\$</b>	<b>66,149,752.30</b>

(See accountant's compilation report.)

**SUPPLEMENTARY INFORMATION**

**Lisle-Woodridge Firefighter's Pension Fund**

Balance Sheet

February 28, 2019

**Demand Deposits**

0-0-1100.001	PETTY CASH	\$	100.00
0-0-1102.001	CK - MB FINANCIAL #4710000418		52,667.66
0-0-1105.001	UBS-EM22472 CASH		841,426.76
0-0-1105.002	UBS-EM22475 AMER NEW WORLD		0.91
0-0-1105.003	UBS-EM22478 FMI		1.07
0-0-1105.004	UBS-EM22480 AMER FUNDS EURO		0.83
0-0-1105.005	UBS-EM22487 PACIFIC INCOME		120,662.65
0-0-1105.006	UBS-EM22500 RNC GENTER		72,986.86
0-0-1105.007	UBS-EM22958 MFS		802.86
0-0-1105.008	UBS-EM24449 TORTOISE		219,884.65
0-0-1105.009	UBS-EM24453 CHILTON		161,802.09
0-0-1105.011	UBS-EM24457 LOOMIS SAYLES		0.21
0-0-1105.012	UBS-EM24458 BLACKROCK		0.60
0-0-1105.013	UBS-EM24460 PIONEER INCOME		0.69
0-0-1105.014	UBS-EM24465 RIVERFRONT		1.44
0-0-1105.016	UBS-EM24468 INVESCO SP 500		0.88
0-0-1105.017	UBS-EM24469 JPMORGAN		0.45
0-0-1105.018	UBS-EM24478 ISHARES		6.92
			<hr/>
	Total Demand Deposits		1,470,347.53

**Corporate Bonds**

0-0-1151.014	PNC FUNDING CORP #BL6		92,777.70
0-0-1151.016	PRIVATE EXPT FDG #DV1		110,708.07
0-0-1151.017	FIDELITY NATL #A1		25,965.94
0-0-1151.021	STIFEL FINANCIAL #AE2		44,826.30
0-0-1151.038	NATIONAL RETAIL PROP #AG1		51,953.53
0-0-1151.050	HAWAIIAN AIRLINES #AA5		85,710.81
0-0-1151.068	US AIRWAYS #AA1		76,304.53
0-0-1151.079	DU PONT DE NEMOURS #BW8		85,270.28
0-0-1151.081	RPM INTL INC #AR4		83,772.74
0-0-1151.082	BOEING CAPITAL #AL8		83,338.31
0-0-1151.085	EXELON CORP NTS #AH4		74,985.75
0-0-1151.086	BB&T CORP MED #AU7		74,958.00
0-0-1151.087	CARLISLE COS INC #AE0		81,483.66
0-0-1151.091	GOLDMAN SACHS GROUP #GQ1		76,220.00
0-0-1151.093	CITIGROUP INC #FT3		75,703.95
0-0-1151.094	J P MORGAN CHASE #JD3		101,309.51
0-0-1151.095	MICROSOFT CORP #BA1		79,861.60
0-0-1151.097	AMERICAN TOWER #AA8 -PI		80,529.93
0-0-1151.100	AGILENT TECHNOLOGIES #AH4		77,403.20
0-0-1151.101	NBCUNIVERSAL MEDIA #AH3		74,721.20
0-0-1151.102	GATX CORP #AQ6		66,802.78
0-0-1151.108	FMC CORP NTS #AS4		74,880.00
0-0-1151.112	TYCO ELECTRONICS #AR8		74,710.50
0-0-1151.113	CADENCE DESIGN SYS #AL2		64,749.10
0-0-1151.116	FISERV INC #AP3		74,949.75
0-0-1151.120	AMER AIRLN 15-2 #AB2		70,528.66
0-0-1151.122	PARKER HANNIFIN #AM7		79,914.40
0-0-1151.124	DUKE ENERGY CAROLINAS #AE4		89,630.30
0-0-1151.125	STANLEY BLACK & DECKER #AA9		78,857.60
0-0-1151.145	SYSCO #BD8		103,332.20
0-0-1151.148	TRI-STATE #AH1		110,849.17
0-0-1151.150	EQUIFAX #AK1		69,966.40
0-0-1151.158	COLUMBIA PIPELINE #AF6		85,023.30

(This statement is continued on the following pages.)



**Lisle-Woodridge Firefighter's Pension Fund**

Balance Sheet (Continued)

February 28, 2019

**Corporate Bonds (Continued)**

0-0-1151.183	BUNGE LTD FIN #AX8	\$	80,381.62
0-0-1151.184	ARCHER-DANIELS #BL5		80,550.09
0-0-1151.192	CABOT CORP #AK7		79,879.20
0-0-1151.193	INGREDION INC #AB8 - PI		79,965.60
0-0-1151.200	SEMPRA ENERGY #AZ2		94,903.10
0-0-1151.201	XYLEM INC B/E #AJ9		79,835.20
0-0-1151.202	ERP OPERATING LP B/E #BF9		79,472.80
0-0-1151.205	KINDER MORGAN ENERGY #BS4		46,275.11
0-0-1151.207	OCCIDENTAL PETROLEUM #CM5		84,531.15
0-0-1151.214	BROADRIDGE FINANCIAL #AC7 PACIFIC INCOME		79,671.20
0-0-1151.215	ABBOTT LABS #BF6 PACIFIC INCOME		43,672.64
0-0-1151.216	HANOVER INS. #AF2 PACIFIC INCOME		69,836.90
0-0-1151.224	WELLS FARGO & CO #SK8		116,374.01
0-0-1151.227	APPLE INC #CG3		55,555.45
0-0-1151.229	APPLE #CK4		64,968.15
0-0-1151.235	FIRST HORIZON NATL #AB1		56,537.25
0-0-1151.236	PHYSICIANS REALTY #AA0		59,645.90
0-0-1151.238	CAPITAL ONE FINANCIAL #BN4		114,648.10
0-0-1151.239	CITIGROUP INC #LD1		131,655.50
0-0-1151.246	MERCURY GENL #AB6 -PI		79,877.60
0-0-1151.247	CAPITAL ONE FINANCIAL #BN4 -PI		79,755.20
0-0-1151.250	VULCAN MATERIALS #AT6 -PI		79,682.40
0-0-1151.253	VULCAN MATERIALS #AS8		79,047.00
0-0-1151.262	BK OF NY MELLON #AC1		90,000.00
0-0-1151.265	DOMINION RESOURCES #CT4		55,056.65
0-0-1151.271	MOTOROLA SOLUTIONS #BE8		91,422.45
0-0-1151.273	MORGAN STANLEY #AK4		63,252.07
0-0-1151.282	PPL CAPITAL FUNDING #AM5		64,214.80
0-0-1151.283	DISCOVERY COMM #AS8		58,578.00
0-0-1151.284	ALLEGION US #AE4		79,806.40
0-0-1151.285	HUDSON PACIFIC #AA4		99,853.70
0-0-1151.286	EQT CORP NTS #AF6		59,156.80
0-0-1151.289	LEGGETT & PLATT INC #AY3		79,472.80
0-0-1151.290	PHILIP MORRIS INTL #CD9		119,485.20
0-0-1151.292	WESTLAKE CHEM #AU6		59,387.40
0-0-1151.293	SPRINT AIR 2017 #AA4		52,402.68
0-0-1151.294	GENL ELEC CO #BH5		82,252.50
0-0-1151.295	SOUTHERN CO #CV7		63,633.70
0-0-1151.296	GOLDMAN SACHS #WV2		125,000.00
0-0-1151.298	ENERGY TRANS PART #BG3		36,408.40
0-0-1151.299	LINCOLN NATL CORP #BH1		79,813.60
0-0-1151.301	LINCOLN NATL CORP #BH1 - TC		64,848.55
0-0-1151.302	PRUDENTIAL FINL #CC7		75,000.00
0-0-1151.303	PHILLIPS 66 NTS #AS3		105,000.00
0-0-1151.304	CVS HEALTH #CY4		44,502.75
0-0-1151.305	ALBEMARLE #AD9		42,720.03
0-0-1151.306	FIFTH THIRD BANCORP #CV0		104,811.00
0-0-1151.308	ONEOK PARTNERS #AP8		88,757.85
0-0-1151.309	ANALOG DEVICES #AQ8		69,864.90
0-0-1151.310	STORE CAP #AA8		34,830.25
0-0-1151.314	REALTY INCOME #AV6		59,700.00
0-0-1151.315	JPMORGAN CHASE #AP1		104,254.50
0-0-1151.316	BANK OF AMER #HE2		119,878.80
0-0-1151.317	SSM HEALTH CARE #AB1		120,000.00
0-0-1151.319	CITY OF HOPE #AB7		55,000.00

(This statement is continued on the following pages.)

**Lisle-Woodridge Firefighter's Pension Fund**

Balance Sheet (Continued)

February 28, 2019

**Corporate Bonds (Continued)**

0-0-1151.320	GOLDMAN SACHS #XD1	\$	95,000.00
0-0-1151.321	BRIGHTHOUSE FINL #AC7		31,444.19
0-0-1151.322	WALMART INC #ED1		79,872.00
0-0-1151.323	SOUTHERN CALIF #GK3		85,104.36
0-0-1151.326	BANK OF AMER #EU9		79,011.20
0-0-1151.327	MORGAN STANLEY #DZ6		79,091.20
0-0-1151.328	BK OF NY MELLON #AD5		79,928.05
0-0-1151.331	JP MORGAN CHASE #AU0		95,000.00
0-0-1151.332	BUCKEYE PARTNERS #AQ4		64,062.40
0-0-1151.336	AT&T INC NTS #GD8 - TC		50,000.00
0-0-1151.337	CATERPILLAR FINL SERVICE #2N8 - TC		59,953.80
0-0-1151.338	CROWN CASTLE INTL CORP #AC5 - TC		33,579.59
0-0-1151.340	SYNOVUS FINANCIAL CORP #AL9 - TC		62,347.55
0-0-1151.341	INTERPUBLIC GROUP OF COS #BP4 - TC		34,883.10
0-0-1151.343	COMCAST CORP #CS8 - TC		44,944.65
0-0-1151.344	COMCAST CORP #CL3 - TC		49,967.00
0-0-1151.345	SUNTRUST BANK #BA4 - TC		45,000.00
0-0-1151.346	CONSTELLATION BRANDS #BA5 - TC		70,000.00
0-0-1151.347	AFLAC INC # AY8 - TC		49,670.00
0-0-1151.351	SANTANDER HOLDINGS USA #AU0 - TC		29,946.90
0-0-1151.352	ROCK-TENN CO #AQ1 - TC		39,746.00
0-0-1151.354	CNH INDL CPTL LLC #AH7 - TC		55,025.30
0-0-1151.355	AIRCASTLE LTD NTS #AR2 - TC		39,932.40
0-0-1151.356	ANHEUSER-BUSCH INBEV #AB2 - TC		62,298.60
0-0-1151.357	ENTERGY TEXAS INC #AG9 - TC		44,916.30
0-0-1151.358	GENERAL MOTORS CO #AK6 - TC		68,429.90
0-0-1151.360	ENERGY TRANSFER OPER #AA7 - TC		34,947.50
0-0-1151.364	US AI 2012-1 A #AD6 - TC		30,180.30
0-0-1151.365	AXA EQUITABLE HLDGS INC #AM7 - TC		38,150.00
0-0-1151.366	MACYS RETAIL HLDGS INC #AL1 - TC		37,306.00
0-0-1151.367	ALTRIA GROUP INC #BD4 - TC		39,886.80
0-0-1151.999	UNREALIZED GAIN (LOSS) CORPORATE BONDS		<u>(111,884.47)</u>
	Total Corporate Bonds		<u>8,444,826.74</u>

**US Treasury Notes**

0-0-1252.019	US TREASURY NOTE #NT3		115,457.81
0-0-1252.020	US TREASURY NOTE #P46 - PI		501,479.02
0-0-1252.040	US TREASURY NOTE #S76		139,778.43
0-0-1252.057	US TREASURY NOTE #W55 - PI		277,796.25
0-0-1252.098	US TREASURY NOTE #4N7 - PI		845,560.39
0-0-1252.103	US TREASURY NOTE #4S6 - PI		39,998.57
0-0-1252.104	US TREASURY NOTE #3T5 - TC		258,936.82
0-0-1252.107	US TREASURY NOTE #Q52 - PI		406,549.12
0-0-1252.109	US TREASURY NOTE #5A4 - TC		882,294.09
0-0-1252.112	US TREASURY NOTE #5C0 - TC		148,376.95
0-0-1252.116	US TREASURY NOTE #5Q9 - TC		1,528,596.10
0-0-1252.117	US TREASURY NOTE #5P1 - TC		618,879.92
0-0-1252.118	US TREASURY NOTE #5U0 - TC		178,091.01
0-0-1252.119	US TREASURY NOTE #5Z9 - TC		54,020.31
0-0-1252.120	US TREASURY NOTE #6B1 - TC		663,753.13
0-0-1252.121	US TREASURY NOTE #5Y2 - TC		49,975.70
0-0-1252.999	UNREALIZED GAIN (LOSS) US TREASURY NOTES		<u>21,862.53</u>
	Total US Treasury Notes		<u>6,731,406.15</u>

(This statement is continued on the following pages.)

**Lisle-Woodridge Firefighter's Pension Fund**

Balance Sheet (Continued)

February 28, 2019

**US Treasury Bonds**

0-0-1255.003	US TREASURY BOND #QD3	\$	207,417.07
0-0-1255.004	US TREASURY BOND #QS0		55,907.99
0-0-1255.010	US TREASURY BOND #RX8		394,336.72
0-0-1255.013	US TREASURY BOND #QA9		91,525.00
0-0-1255.019	US TREASURY BOND #SE9		1,215,726.48
0-0-1255.999	UNREALIZED GAIN (LOSS) US TREASURY BONDS		<u>14,014.27</u>
	Total US Treasury Bonds		<u>1,978,927.53</u>

**FNMA Pool**

0-0-1262.002	FNMA PL 753098 #UX5		13,883.16
0-0-1262.003	FNMA PL 725946 #P79		35,484.14
0-0-1262.004	FNMA PL 799519 #G45		1,734.89
0-0-1262.005	FNMA PL 799695 #NL9		8,855.56
0-0-1262.006	FNMA PL 797665 #FE9		9,350.34
0-0-1262.007	FNMA PL 844386 #CX5		626.41
0-0-1262.008	FNMA PL 865200 #GH6		818.47
0-0-1262.009	FNMA PL 831541 #ZE9		4,578.96
0-0-1262.010	FNMA PL 891601 #RW2		2,024.14
0-0-1262.011	FNMA PL 892239 #HQ4		5,492.86
0-0-1262.012	FNMA PL 893427 #SQ7		1,852.19
0-0-1262.013	FNMA PL 896535 #BC8		2,510.28
0-0-1262.014	FNMA PL 900883 #2Q8		13,848.92
0-0-1262.015	FNMA PL 937289 #XS0		4,274.05
0-0-1262.016	FNMA PL 940525 #LE9		414.49
0-0-1262.017	FNMA PL 949244 #BM8		2,366.07
0-0-1262.018	FNMA PL 966555 #H83		1,111.30
0-0-1262.020	FNMA PL 929301 #NS3		10,652.78
0-0-1262.021	FNMA PL 983077 #CN5		6,915.61
0-0-1262.022	FNMA PL 889409 #DN1		539.35
0-0-1262.023	FNMA PL 930871 #FL0		22,613.07
0-0-1262.024	FNMA PL AB9754 #ZU3		96,454.79
0-0-1262.025	FNMA PL AB9763 #Z58		50,157.21
0-0-1262.026	FNMA PL AB9774 #2G0		110,221.39
0-0-1262.027	FNMA PL AS2764 #CA9		156,264.34
0-0-1262.028	FNMA PL AY3728 #EA4		83,089.06
0-0-1262.029	FNMA PL BJ8647 #TD2		195,285.35
0-0-1262.030	FNMA PL Q58717 #VK9		199,811.96
0-0-1262.999	UNREALIZED GAIN (LOSS) FNMA POOL		<u>(202,241.71)</u>
	Total FNMA Pool		<u>838,989.43</u>

**Freddie Mac Pool**

0-0-1263.001	FHLMC PL C91820 #AV3		54,603.49
0-0-1263.002	FHLMC PL C91816 #AR2		107,259.33
0-0-1263.003	FHLMC PL A13570 #6F1		20,074.76
0-0-1263.004	FHLMC PL A23557 #5S9		116,024.03
0-0-1263.005	FHLMC PL G08008 #AJ9		868.76
0-0-1263.006	FHLMC PL A38978 #6P0		5,883.84
0-0-1263.007	FHLMC PL G08087 #CZ1		10,640.03
0-0-1263.008	FHLMC PL A51101 #GJ8		1,570.83
0-0-1263.009	FHLMC PL A54908 #NZ5		34,703.77
0-0-1263.010	FHLMC PL A54224 #VR6		348.32
0-0-1263.011	FHLMC PL A53752 #EZ7		37,359.91
0-0-1263.012	FHLMC PL A62706 #AF7		3,611.91

(This statement is continued on the following pages.)

**Lisle-Woodridge Firefighter's Pension Fund**

Balance Sheet (Continued)

February 28, 2019

**Freddie Mac Pool (Continued)**

0-0-1263.013	FHLMC PL A64158 #TP2	\$ 1,761.60
0-0-1263.014	FHLMC PL A67491 #KC2	2,645.14
0-0-1263.015	FHLMC PL A69472 #QZ6	6,943.22
0-0-1263.016	FHLMC PL A75230 #Y33	6,234.22
0-0-1263.017	FHLMC PL G04176 #6M7	4,961.61
0-0-1263.018	FHLMC PL A77977 #2J6	4,587.44
0-0-1263.019	FHLMC PL G04816 #VH8	15,710.72
0-0-1263.020	FHLMC PL G05507 #NY8	11,285.30
0-0-1263.021	FHLMC PL G05518 #PB6	11,785.83
0-0-1263.022	FHLMC PL C09032 #A91	52,445.02
0-0-1263.023	FHLMC PL G08542 #S84	91,971.43
0-0-1263.024	FHLMC PL Q30081 #CT8	113,379.33
0-0-1263.025	FHLMC PL G08601 #U32	120,344.43
0-0-1263.026	FHLMC PL G08632 #V23	90,051.95
0-0-1263.027	FHLMC PL G08670 #W89	98,461.56
0-0-1263.031	FHLMC PL G08697 #X39	14,703.48
0-0-1263.032	FHLMC PL G08741 #ZF0	461,450.53
0-0-1263.033	FHLMC PL G08742 #ZG8	182,025.88
0-0-1263.034	FHLMC PL G08796 #3E8	234,995.38
0-0-1263.035	FHLMC PL Q51207 #KV9	191,570.42
0-0-1263.036	FHLMC PL G08801 #3K4	153,417.64
0-0-1263.037	FHLMC PL Q50152 #E22	62,939.42
0-0-1263.038	FGLMC PL G08836 #4W7	216,615.97
0-0-1263.039	FGLMC PL G08831 #4R8	181,995.39
0-0-1263.999	UNREALIZED GAIN (LOSS) FREDDIE MAC POOL	<u>153,689.94</u>
	Total Freddie Mac Pool	<u>2,878,921.83</u>

**FFCB Bonds**

0-0-1284.001	FFCB #2K2	137,000.00
0-0-1284.999	UNREALIZED GAIN (LOSS) FFCB BONDS	<u>(2,816.72)</u>
	Total FFCB Bonds	<u>134,183.28</u>

**FHLMC Notes**

0-0-1285.015	FHLMC NTS 1.875% #EK1	196,178.80
0-0-1285.999	UNREALIZED GAIN (LOSS) FHLMC NOTES	<u>1,501.20</u>
	Total FHLMC Notes	<u>197,680.00</u>

**Stock Equities**

0-0-1450.001	UBS - RNC GENTER	4,087,108.96
0-0-1450.002	UBS - CHILTON	<u>1,259,807.90</u>
	Total Stock Equities	<u>5,346,916.86</u>

**Mutual Funds**

0-0-1550.002	FMI COMMON STOCK	3,477,462.88
0-0-1550.004	MFS INTL VALUE	3,729,187.94
0-0-1550.005	LOOMIS SAYLES GROWTH	3,584,647.72
0-0-1550.006	BLACKROCK STRATEGIC INC	3,078,559.85
0-0-1550.007	PIONEER STRATEGIC INC	2,793,812.89
0-0-1550.010	INVESCO S&P 500	3,453,671.51
0-0-1550.011	JP MORGAN FDS UNDIS MGRS BEHAV	2,645,162.94
0-0-1550.012	UNDISCOVERED MG BH VL SL	772,280.86
0-0-1550.013	ISHARES CORE EMERG MKTS	3,117,655.44

(This statement is continued on the following page.)

**Lisle-Woodridge Firefighter's Pension Fund**

Balance Sheet (Continued)

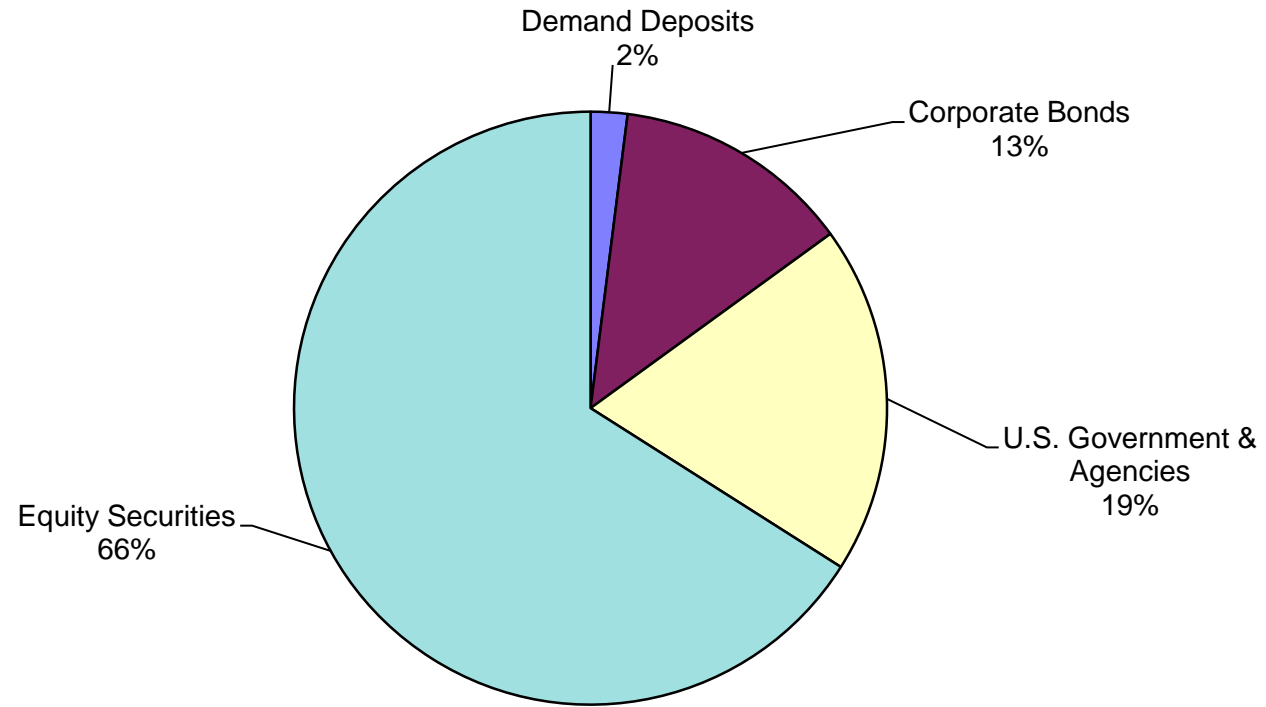
February 28, 2019

---

<b>Mutual Funds (Continued)</b>		
0-0-1550.014	AMERICAN FUNDS EUROPACIFIC GROWTH	\$ 3,461,047.15
0-0-1550.015	AMERICAN FUNDS NEW WORLD	2,941,755.08
0-0-1550.016	RIVERFRONT GROWTH & INCOME	<u>4,912,006.99</u>
	Total Mutual Funds	<u>37,967,251.25</u>
<b>Other Assets</b>		
0-0-1900.000	ACCRUED INTEREST RECEIVABLE	<u>160,301.70</u>
	Total Other Assets	<u>160,301.70</u>
<b>TOTAL ASSETS</b>		<u>\$ 66,149,752.30</u>
<b>LIABILITIES</b>		
0-0-2000.000	ACCOUNTS PAYABLE	<u>\$ -</u>
	Total Liabilities	<u>-</u>
<b>FUND BALANCE</b>		
0-0-3000.001	FUND BALANCE	<u>66,149,752.30</u>
<b>TOTAL LIABILITIES AND FUND BALANCE</b>		<u>\$ 66,149,752.30</u>

(See accountant's compilation report.)

**Lisle-Woodridge Firefighter's Pension Fund  
Cash and Investments  
February 28, 2019**



(See accountant's compilation report.)

**Lisle-Woodridge Firefighter's Pension Fund**  
Revenue Report  
For the Two Months Ended February 28, 2019

		<u>Current Month</u>	<u>Year to Date</u>
<b>Revenues</b>			
<b>Employer and Member Contributions</b>			
<b>Employer Contributions</b>			
0-0-4000.000	CURRENT TAX	\$ -	\$ -
0-0-4040.000	OTHER MUNICIPAL REVENUE	-	-
Total Employer Contributions		-	-
<b>Employee Contributions</b>			
0-0-4050.000	CONTRIBUTIONS - CURRENT YEAR	60,475.39	150,415.84
Total Employee Contributions		60,475.39	150,415.84
Total Employer and Employee Contributions		60,475.39	150,415.84
<b>Income Cash and Investments</b>			
<b>Interest Demand Deposits</b>			
0-0-4105.001	UBS-EM22472 CASH	726.83	1,947.32
0-0-4105.002	UBS-EM22475 AMER NEW WORLD	0.69	1.56
0-0-4105.004	UBS-EM22480 AMER FUNDS EURO	0.48	1.10
0-0-4105.005	UBS-EM22487 PACIFIC INCOME	530.56	1,206.15
0-0-4105.006	UBS-EM22500 RNC GENTER	214.19	441.46
0-0-4105.007	UBS-EM22958 MFS	1.18	1.18
0-0-4105.008	UBS-EM24449 TORTOISE	451.32	1,006.39
0-0-4105.009	UBS-EM24453 CHILTON	40.09	62.33
0-0-4105.014	UBS-EM24465 RIVERFRONT	0.51	1.15
0-0-4105.018	UBS-EM24478 ISHARES	0.03	0.04
Total Interest Demand Deposits		1,965.88	4,668.68
<b>Income Fixed Income Securities</b>			
<b>Income Corporate Bonds</b>			
0-0-4151.014	PNC FUNDING CORP #BL6	1,859.38	1,859.38
0-0-4151.037	ESSEX PORTFOLIO LP #AN7	-	360.59
0-0-4151.050	HAWAIIAN AIRLINES #AA5	-	1,679.48
0-0-4151.091	GOLDMAN SACHS GROUP #GQ1	-	2,100.00
0-0-4151.093	CITIGROUP INC #FT3	-	1,687.50
0-0-4151.094	J P MORGAN CHASE #JD3	-	2,250.00
0-0-4151.095	MICROSOFT CORP #BA1	950.00	950.00
0-0-4151.101	NBCUNIVERSAL MEDIA #AH3	-	1,150.00
0-0-4151.108	FMC CORP NTS #AS4	1,537.50	1,537.50
0-0-4151.112	TYCO ELECTRONICS #AR8	1,293.75	1,293.75
0-0-4151.119	WORTHINGTON INDUSTRIES #AE2	977.62	977.62
0-0-4151.182	AIR LEASE CORP #AN4	-	733.72
0-0-4151.183	BUNGE LTD FIN #AX8	1,300.00	1,300.00
0-0-4151.184	ARCHER-DANIELS #BL5	1,000.00	1,000.00
0-0-4151.205	KINDER MORGAN ENERGY #BS4	933.75	933.75
0-0-4151.207	OCCIDENTAL PETROLEUM #CM5	1,275.00	1,275.00
0-0-4151.220	UNUM GROUP #AK2	-	878.89
0-0-4151.224	WELLS FARGO & CO #SK8	-	1,764.68
0-0-4151.227	APPLE INC #CG3	825.00	825.00
0-0-4151.229	APPLE #CK4	617.50	617.50
0-0-4151.237	MERCURY GENL #AB6	356.77	579.21
0-0-4151.239	CITIGROUP INC #LD1	-	2,526.55

(This statement is continued on the following pages.)

**Lisle-Woodridge Firefighter's Pension Fund**

Revenue Report (Continued)

For the Two Months Ended February 28, 2019

		<u>Current Month</u>	<u>Year to Date</u>
<b>Revenues (Continued)</b>			
<b>Income Fixed Income Securities (Continued)</b>			
<b>Income Corporate Bonds (Continued)</b>			
0-0-4151.265	DOMINION RESOURCES #CT4	\$ -	\$ 709.23
0-0-4151.273	MORGAN STANLEY #AK4	-	1,167.08
0-0-4151.293	SPRINT AIR 2017 #AA4	910.68	910.68
0-0-4151.295	SOUTHERN CO #CV7	-	1,056.25
0-0-4151.298	ENERGY TRANS PART #BG3	-	831.25
0-0-4151.303	PHILLIPS 66 NTS #AS3	882.62	882.62
0-0-4151.304	CVS HEALTH #CY4	(292.77)	(292.77)
0-0-4151.318	ENABLE MIDSTREAM PART. #AL4	1,608.76	1,608.76
0-0-4151.319	CITY OF HOPE #AB7	1,203.95	1,203.95
0-0-4151.323	SOUTHERN CALIF #GK3	685.78	108.28
0-0-4151.326	BANK OF AMER #EU9	-	1,320.00
0-0-4151.327	MORGAN STANLEY #DZ6	-	1,550.00
0-0-4151.328	BK OF NY MELLON #AD5	935.00	935.00
0-0-4151.330	ENERGY TRANSFER #AD5	-	161.11
0-0-4151.331	JP MORGAN CHASE #AU0	-	1,803.58
0-0-4151.338	CROWN CASTLE INTL CORP #AC5 - TC	-	60.12
0-0-4151.339	WABTEC #AN0 - TC	893.40	893.40
0-0-4151.346	CONSTELLATION BRANDS #BA5 - TC	680.18	680.18
0-0-4151.347	AFLAC INC # AY8 - TC	-	494.79
0-0-4151.348	ANHEUSER BUSCH INBEV #AN0 - TC	-	366.72
0-0-4151.349	GENERAL MOTORS CO #AL4 - TC	-	835.31
0-0-4151.351	SANTANDER HOLDINGS USA #AU0 - TC	-	181.71
0-0-4151.353	UNITED HEALTH GROUP INC #DM1 - TC	223.12	223.12
0-0-4151.355	AIRCASTLE LTD NTS #AR2 - TC	-	190.67
0-0-4151.356	ANHEUSER-BUSCH INBEV #AB2 - TC	-	78.34
0-0-4151.358	GENERAL MOTORS CO #AK6 - TC	-	(1,270.50)
0-0-4151.359	BERKSHIRE HATHAWAY #CR0 -TC	111.56	111.56
0-0-4151.361	ANHEUSER-BUSCH INBEV #AQ3 - TC	-	9.24
0-0-4151.362	LEGG MASON INC #AR6 - TC	23.44	23.44
0-0-4151.363	US AI 2012-1 A #AA2 - TC	24.15	24.15
0-0-4151.364	US AI 2012-1 A #AD6 - TC	(234.19)	(234.19)
0-0-4151.365	AXA EQUITABLE HLDGS INC #AM7 - TC	(594.44)	(594.44)
0-0-4151.366	MACYS RETAIL HLDGS INC #AL1 - TC	(285.97)	(285.97)
	<b>Total Income Corporate Bonds</b>	<b>19,701.54</b>	<b>44,022.79</b>
<b>Income US Treasury Notes</b>			
0-0-4252.006	US TREASURY NOTE #SD3	-	781.25
0-0-4252.019	US TREASURY NOTE #NT3	1,509.37	1,509.37
0-0-4252.020	US TREASURY NOTE #P46 - PI	3,781.00	3,781.00
0-0-4252.040	US TREASURY NOTE #S76	-	787.50
0-0-4252.057	US TREASURY NOTE #W55 - PI	2,625.00	2,625.00
0-0-4252.098	US TREASURY NOTE #4N7 -PI	(750.52)	(1,667.82)
0-0-4252.104	US TREASURY NOTE #3T5 - TC	(91.33)	3,802.19
0-0-4252.109	US TREASURY NOTE #5A4 - TC	3,989.02	3,989.02
0-0-4252.113	US TREASURY NOTE #SD1 - TC	17,460.68	12,626.85
0-0-4252.115	US TREASURY NOTE #5M8 - TC	9,612.57	9,620.86
0-0-4252.117	US TREASURY NOTE #5P1 - TC	238.14	238.14
0-0-4252.118	US TREASURY NOTE #5U0 - TC	-	(102.69)
0-0-4252.119	US TREASURY NOTE #5Z9 - TC	(59.81)	(59.81)
0-0-4252.120	US TREASURY NOTE #6B1 - TC	(337.55)	(337.55)
0-0-4252.121	US TREASURY NOTE #5Y2 - TC	(76.99)	(76.99)
	<b>Total Income US Treasury Notes</b>	<b>37,899.58</b>	<b>37,516.32</b>

(This statement is continued on the following pages.)



**Lisle-Woodridge Firefighter's Pension Fund**

Revenue Report (Continued)

For the Two Months Ended February 28, 2019

		<u>Current Month</u>	<u>Year to Date</u>
<b>Revenues (Continued)</b>			
<b>Income Fixed Income Securities (Continued)</b>			
<b>Income US Treasury Bonds</b>			
0-0-4255.004	US TREASURY BOND #QS0	\$ 937.50	\$ 937.50
0-0-4255.013	US TREASURY BOND #QA9	1,400.00	1,400.00
0-0-4255.019	US TREASURY BOND #SE9	(10,851.19)	(10,851.19)
Total Income US Treasury Bonds		<u>(8,513.69)</u>	<u>(8,513.69)</u>
<b>Income FNMA Pool</b>			
0-0-4262.002	FNMA PL 753098 #UX5	288.10	577.29
0-0-4262.003	FNMA PL 725946 #P79	85.18	172.32
0-0-4262.004	FNMA PL 799519 #G45	46.33	92.81
0-0-4262.005	FNMA PL 799695 #NL9	7.89	15.81
0-0-4262.006	FNMA PL 797665 #FE9	66.83	133.97
0-0-4262.007	FNMA PL 844386 #CX5	42.08	84.30
0-0-4262.008	FNMA PL 865200 #GH6	161.97	326.20
0-0-4262.009	FNMA PL 831541 #ZE9	2.14	4.29
0-0-4262.010	FNMA PL 891601 #RW2	29.75	59.58
0-0-4262.011	FNMA PL 892239 #HQ4	23.52	47.90
0-0-4262.012	FNMA PL 893427 #SQ7	10.40	21.32
0-0-4262.013	FNMA PL 896535 #BC8	9.27	18.57
0-0-4262.014	FNMA PL 900883 #2Q8	5.69	11.40
0-0-4262.015	FNMA PL 937289 #XS0	70.57	141.32
0-0-4262.016	FNMA PL 940525 #LE9	21.46	43.49
0-0-4262.017	FNMA PL 949244 #BM8	26.12	52.61
0-0-4262.018	FNMA PL 966555 #H83	11.34	22.70
0-0-4262.020	FNMA PL 929301 #NS3	4.41	8.83
0-0-4262.021	FNMA PL 983077 #CN5	577.06	1,155.00
0-0-4262.022	FNMA PL 889409 #DN1	12.57	27.63
0-0-4262.023	FNMA PL 930871 #FL0	2.64	5.31
0-0-4262.024	FNMA PL AB9754 #ZU3	329.14	660.62
0-0-4262.025	FNMA PL AB9763 #Z58	39.06	78.63
0-0-4262.026	FNMA PL AB9774 #2G0	3.83	7.99
0-0-4262.027	FNMA PL AS2764 #CA9	150.07	301.48
0-0-4262.028	FNMA PL AY3728 #EA4	458.45	917.85
0-0-4262.030	FNMA PL Q58717 #VK9	665.33	1,332.00
Total Income FNMA Pool		<u>3,151.20</u>	<u>6,321.22</u>
<b>Income Freddie Mac Pool</b>			
0-0-4263.001	FHLMC PL C91820 #AV3	146.86	295.38
0-0-4263.002	FHLMC PL C91816 #AR2	288.36	579.69
0-0-4263.003	FHLMC PL A13570 #6F1	96.86	194.08
0-0-4263.004	FHLMC PL A23557 #5S9	592.97	1,189.39
0-0-4263.005	FHLMC PL G08008 #AJ9	4.59	9.23
0-0-4263.006	FHLMC PL A38978 #6P0	28.71	57.59
0-0-4263.007	FHLMC PL G08087 #CZ1	52.31	104.80
0-0-4263.008	FHLMC PL A51101 #GJ8	7.75	15.52
0-0-4263.009	FHLMC PL A54908 #NZ5	181.75	363.94
0-0-4263.010	FHLMC PL A54224 #VR6	1.73	3.46
0-0-4263.011	FHLMC PL A53752 #EZ7	178.53	357.53
0-0-4263.012	FHLMC PL A62706 #AF7	17.86	36.85
0-0-4263.013	FHLMC PL A64158 #TP2	8.83	17.68
0-0-4263.014	FHLMC PL A67491 #KC2	13.81	27.66
0-0-4263.015	FHLMC PL A69472 #QZ6	33.42	66.91
0-0-4263.016	FHLMC PL A75230 #Y33	23.93	47.93

(This statement is continued on the following pages.)

**Lisle-Woodridge Firefighter's Pension Fund**  
Revenue Report (Continued)  
For the Two Months Ended February 28, 2019

		Current Month	Year to Date
<b>Revenues (Continued)</b>			
<b>Income Fixed Income Securities (Continued)</b>			
<b>Income Freddie Mac Pool (Continued)</b>			
0-0-4263.017	FHLMC PL G04176 #6M7	\$ 23.07	\$ 46.64
0-0-4263.018	FHLMC PL A77977 #2J6	24.09	48.24
0-0-4263.019	FHLMC PL G04816 #VH8	59.19	119.32
0-0-4263.020	FHLMC PL G05507 #NY8	42.79	86.12
0-0-4263.021	FHLMC PL G05518 #PB6	44.98	90.38
0-0-4263.022	FHLMC PL C09032 #A91	156.28	313.55
0-0-4263.023	FHLMC PL G08542 #S84	271.46	544.95
0-0-4263.024	FHLMC PL Q30081 #CT8	317.44	665.06
0-0-4263.025	FHLMC PL G08601 #U32	354.68	712.55
0-0-4263.026	FHLMC PL G08632 #V23	252.79	508.17
0-0-4263.027	FHLMC PL G08670 #W89	245.84	493.09
0-0-4263.031	FHLMC PL G08697 #X39	35.84	71.88
0-0-4263.032	FHLMC PL G08741 #ZF0	1,126.52	2,260.18
0-0-4263.033	FHLMC PL G08742 #ZG8	517.24	1,039.52
0-0-4263.034	FHLMC PL G08796 #3E8	698.13	1,400.12
0-0-4263.035	FHLMC PL Q51207 #KV9	568.12	1,139.18
0-0-4263.036	FHLMC PL G08801 #3K4	508.20	1,022.21
0-0-4263.037	FHLMC PL Q50152 #E22	207.25	416.37
0-0-4263.038	FGLMC PL G08836 #4W7	716.42	1,436.64
0-0-4263.039	FGLMC PL G08831 #4R8	600.23	1,203.26
	Total Income Freddie Mac Pool	8,448.83	16,985.07
<b>Change in Accrued Interest Rec</b>			
0-0-4295.001	CHANGE IN ACCR INTEREST REC	(12,803.36)	14,224.86
	Total Change in Accrued Interest Rec	(12,803.36)	14,224.86
<b>Gains (Losses) on Securities</b>			
0-0-4300.001	UNREALIZED GAIN (LOSS)	(114,175.13)	45,910.70
0-0-4400.001	GAIN (LOSS) - SALE OF SECURITY	64,311.91	56,050.38
	Total Gains (Losses) on Securities	(49,863.22)	101,961.08
	Total Income Fixed Income Securities	(1,979.12)	212,517.65
<b>Income Equity Securities</b>			
<b>Income Stock Equities</b>			
0-0-4450.001	DVD - UBS - RNC GENTER	10,021.71	18,464.76
0-0-4450.002	DVD - UBS - CHILTON	2,172.00	8,616.65
	Total Income/Dividends Stock Equities	12,193.71	27,081.41
0-0-4460.001	G/L - UBS - RNC GENTER	133,271.79	317,233.85
0-0-4460.002	G/L - UBS - CHILTON	16,249.66	151,673.74
	Total Income/Gain (Loss) Stock Equities	149,521.45	468,907.59
	Total Income Stock Equities	161,715.16	495,989.00

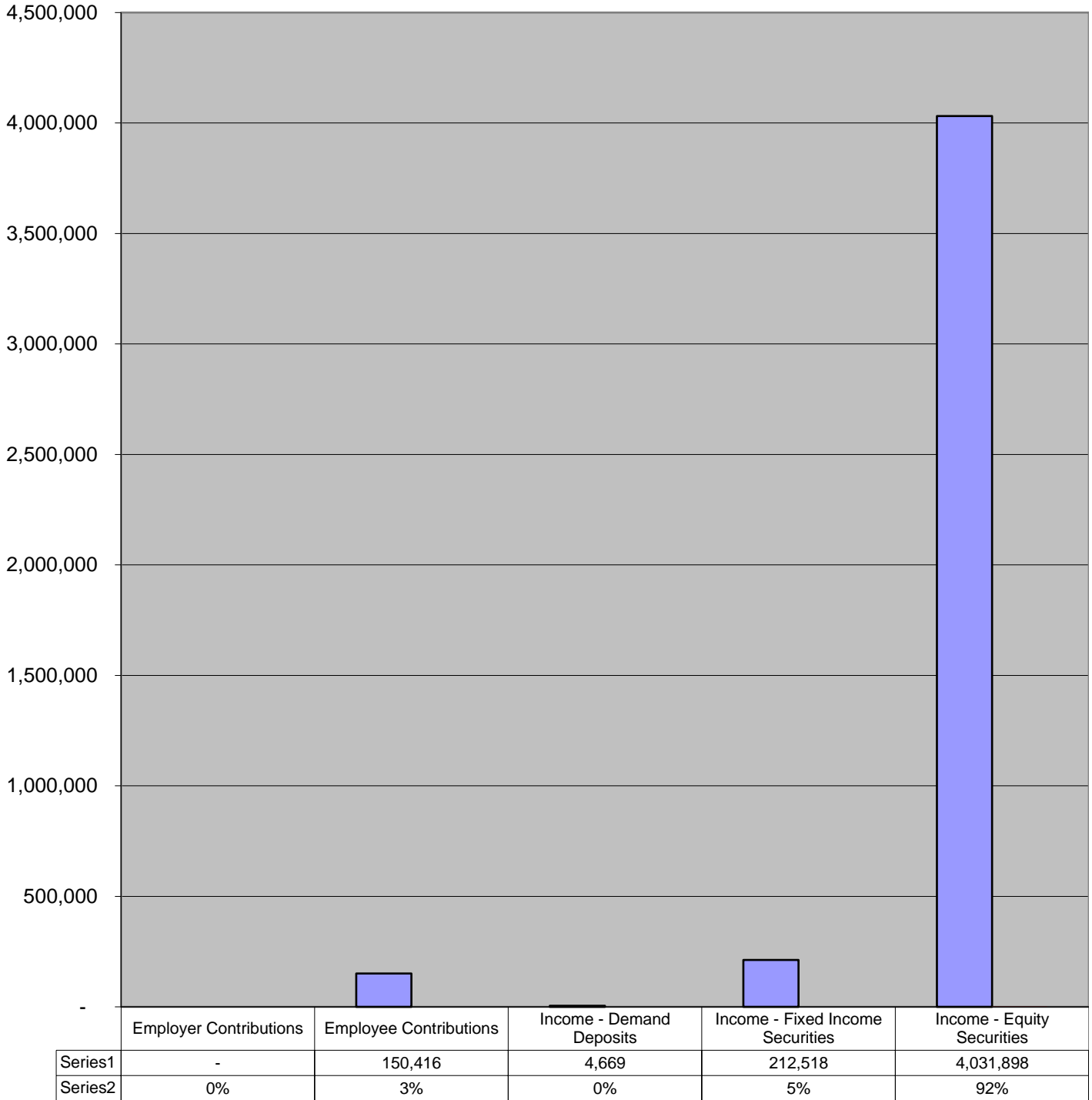
(This statement is continued on the following page.)

**Lisle-Woodridge Firefighter's Pension Fund**  
Revenue Report (Continued)  
For the Two Months Ended February 28, 2019

	<u>Current Month</u>	<u>Year to Date</u>
<b>Revenues (Continued)</b>		
<b>Income Equity Securities (Continued)</b>		
<b>Income Mutual Funds</b>		
0-0-4550.006	\$ 7,911.47	\$ 16,133.04
0-0-4550.007	7,602.39	15,210.17
	<hr/>	<hr/>
Total Income/Dividends Mutual Funds	15,513.86	31,343.21
	<hr/>	<hr/>
0-0-4560.002	173,395.28	460,237.28
0-0-4560.004	147,433.01	307,007.57
0-0-4560.005	137,785.59	406,808.38
0-0-4560.006	(0.01)	31,671.12
0-0-4560.007	-	42,679.73
0-0-4560.010	129,362.72	480,220.46
0-0-4560.011	95,324.97	399,776.97
0-0-4560.012	25,765.48	97,628.86
0-0-4560.013	(34,155.60)	242,233.29
0-0-4560.014	85,466.51	340,566.16
0-0-4560.015	76,059.90	290,853.63
0-0-4560.016	71,677.34	404,882.07
	<hr/>	<hr/>
Total Income/Gain (Loss) Mutual Funds	908,115.19	3,504,565.52
	<hr/>	<hr/>
Total Income Mutual Funds	923,629.05	3,535,908.73
	<hr/>	<hr/>
Total Income Equity Securities	1,085,344.21	4,031,897.73
	<hr/>	<hr/>
Total Income Cash and Investments	1,085,330.97	4,249,084.06
	<hr/>	<hr/>
<b>TOTAL REVENUES</b>	<u>\$ 1,145,806.36</u>	<u>\$ 4,399,499.90</u>

(See accountant's compilation report.)

**Lisle-Woodridge Firefighter's Pension Fund  
Revenues  
For the Two Months Ended February 28, 2019**



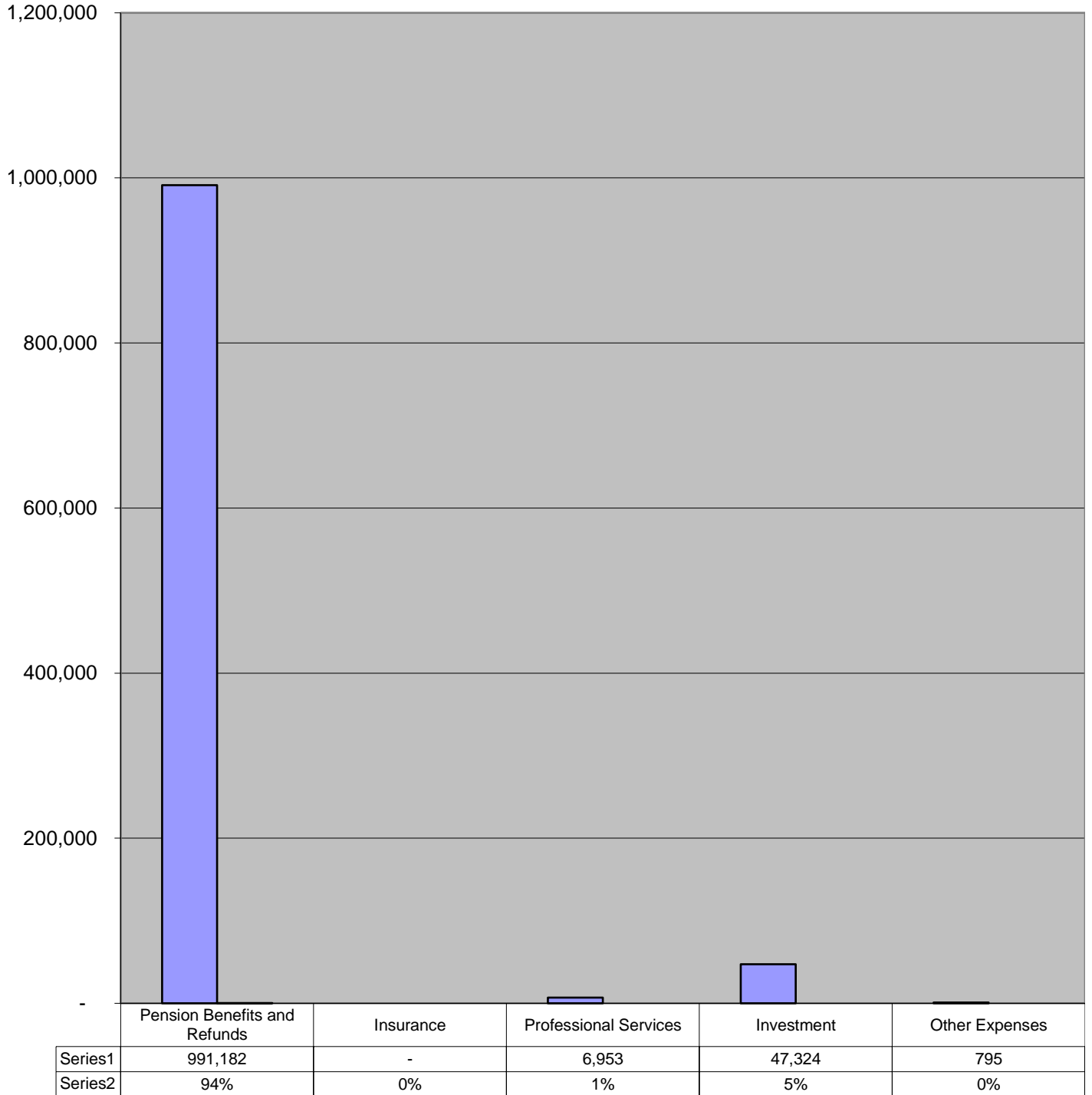
(See accountant's compilation report.)

**Lisle-Woodridge Firefighter's Pension Fund**  
Expense Report  
For the Two Months Ended February 28, 2019

		<b>Current Month</b>	<b>Year to Date</b>	<b>FY19 Annual Budget</b>
<b>Expenses</b>				
<b>Administrative</b>				
<b>Pension Benefits and Refunds</b>				
0-0-5020.000	SERVICE PENSIONS	\$ 446,165.30	\$ 891,782.24	\$5,916,600.00
0-0-5030.000	NON-DUTY DISABILITY PENSIONS	7,019.31	14,038.62	85,900.00
0-0-5040.000	DUTY DISABILITY PENSIONS	30,541.80	61,083.60	376,800.00
0-0-5050.000	OCCUPATIONAL DISEASE PENSIONS	9,982.28	19,964.56	122,500.00
0-0-5060.000	SURVIVING SPOUSE PENSIONS	2,156.35	4,312.70	25,900.00
0-0-5100.000	REFUND OF CONTRIBUTIONS	-	-	15,000.00
	<b>Total Pension Benefit and Refunds</b>	<b>495,865.04</b>	<b>991,181.72</b>	<b>6,542,700.00</b>
<b>Insurance</b>				
0-0-5150.001	FIDUCIARY INSURANCE	-	-	20,000.00
	<b>Total Insurance</b>	<b>-</b>	<b>-</b>	<b>20,000.00</b>
<b>Professional Services</b>				
0-0-5170.001	ACTUARIAL SERVICES	-	-	4,600.00
0-0-5170.002	AUDITING SERVICES	-	-	3,600.00
0-0-5170.003	ACCOUNTING & BOOKKEEPING SERV	5,670.00	5,670.00	22,200.00
0-0-5170.004	MEDICAL SERVICES	-	-	11,100.00
0-0-5170.005	LEGAL SERVICES	-	1,231.00	25,000.00
0-0-5170.006	PUBLIC STENOGRAPHER/CT REPORT	51.79	51.79	800.00
	<b>Total Professional Services</b>	<b>5,721.79</b>	<b>6,952.79</b>	<b>67,300.00</b>
<b>Investment</b>				
0-0-5190.001	INVESTMENT MGR/ADVISOR FEES	7,366.85	47,239.73	258,100.00
0-0-5190.004	SAFE DEPOSIT AND BANK FEES	66.46	84.46	300.00
	<b>Total Investment</b>	<b>7,433.31</b>	<b>47,324.19</b>	<b>258,400.00</b>
<b>Other Expenses</b>				
0-0-5290.025	CONFERENCE/SEMINAR FEES	-	-	6,200.00
0-0-5290.026	ASSOCIATION DUES	-	795.00	1,000.00
0-0-5290.028	POSTAGE EXPENSE	-	-	200.00
0-0-5290.030	SUPPLIES EXPENSE	-	-	1,400.00
0-0-5290.034	IDOI FILING FEE EXPENSE	-	-	8,000.00
0-0-5290.035	OTHER EXPENSE	-	-	10,500.00
	<b>Total Other Expenses</b>	<b>-</b>	<b>795.00</b>	<b>27,300.00</b>
	<b>Total Administrative</b>	<b>13,155.10</b>	<b>55,071.98</b>	<b>373,000.00</b>
<b>TOTAL EXPENSES</b>		<b>\$ 509,020.14</b>	<b>\$ 1,046,253.70</b>	<b>\$ 6,915,700.00</b>

(See accountant's compilation report.)

**Lisle-Woodridge Firefighter's Pension Fund  
Expenses  
For the Two Months Ended February 28, 2019**



(See accountant's compilation report.)

**Lisle-Woodridge Firefighter's Pension Fund**  
**Summary of Property Tax Receipts through January 31, 2019**  
**DuPage County and Will County**

---

	<u>Total Property Taxes</u>
Fiscal Year Ending December 31, 2019	
Per Property Tax Remittances:	
Total DuPage County Collections	\$ -
Total Will County Collections	<u>-</u>
Total Collections	<u><u>\$ -</u></u>

(See accountant's compilation report.)

**Lisle-Woodridge Firefighter's Pension Fund**  
**Summary of Property Tax Receipts through January 31, 2019**  
**DuPage County**

	2018 Taxes	2017 Taxes	2016 Taxes	2015 Taxes	2014 Taxes
Fiscal Year Ending December 31, 2019	\$ -	\$ -	\$ -	\$ -	\$ -
Fiscal Year Ending December 31, 2018		2017 Taxes	2016 Taxes	2015 Taxes	2014 Taxes
		\$ 4,621,616.52	\$ 9.46	\$ 190.70	\$ 277.49
Fiscal Year Ending December 31, 2017			2016 Taxes	2015 Taxes	2014 Taxes
			\$ 4,557,556.99	\$ 339.28	\$ 139.70
Fiscal Year Ending December 31, 2016				2015 Taxes	2014 Taxes
				\$ 4,083,978.00	\$ 10,153.45
<b>SUMMARY</b>	2018 Taxes	2017 Taxes	2016 Taxes	2015 Taxes	2014 Taxes
<b>TOTAL COLLECTED</b>	\$ -	\$ 4,621,616.52	\$ 4,557,566.45	\$ 4,084,507.98	\$ 10,570.64
<b>TAX LEVIED</b>	*	\$ 4,773,571.68	\$ 4,596,387.82	\$ 4,097,019.02	*
<b>TAX EXTENDED</b>	*	\$ 4,655,355.96	\$ 4,565,043.84	\$ 4,090,999.18	*
<b>% COLLECTED</b>	*	99.28%	99.84%	99.84%	*
<b>EXTENDED LESS COLLECTED</b>	*	\$ 33,739.44	\$ 7,477.39	\$ 6,491.20	*

\* Information is not available.

(See accountant's compilation report.)



**Lisle-Woodridge Firefighter's Pension Fund**  
**Summary of Property Tax Receipts through January 31, 2019**  
**Will County**

	2018 Taxes	2017 Taxes	2016 Taxes	2015 Taxes	2014 Taxes
Fiscal Year Ending December 31, 2019	\$ -	\$ -	\$ -	\$ -	\$ -
Fiscal Year Ending December 31, 2018		2017 Taxes	2016 Taxes	2015 Taxes	2014 Taxes
		\$ 3,450.57	\$ -	\$ -	\$ -
Fiscal Year Ending December 31, 2017			2016 Taxes	2015 Taxes	2014 Taxes
			\$ 3,452.15	\$ -	\$ -
Fiscal Year Ending December 31, 2016				2015 Taxes	2014 Taxes
				\$ 3,129.32	\$ 431.97
<b>SUMMARY</b>					
<b>TOTAL COLLECTED</b>	\$ -	\$ 3,450.57	\$ 3,452.15	\$ 3,129.32	\$ 431.97
<b>TAX LEVIED</b>	*	\$ 3,450.57	\$ 3,452.15	\$ 3,129.98	*
<b>TAX EXTENDED</b>	*	\$ 3,450.57	\$ 3,452.15	\$ 3,129.98	*
<b>% COLLECTED</b>	*	100.00%	100.00%	99.98%	*
<b>EXTENDED LESS COLLECTED</b>	*	\$ -	\$ -	\$ 0.66	*

\* Information is not available.

(See accountant's compilation report.)

**Lisle-Woodridge Firefighter's Pension Fund Cash Projections FY2019**  
**MB Financial Bank**

Starting Date 1/1/2019

	Beginning	Jan-19	Feb-19	Mar-19	Apr-19	May-19	Jun-19	Jul-19	Aug-19	Sep-19	Oct-19	Nov-19	Dec-19	Total
<b>Cash on Hand (beginning of month)</b>	63,641	63,641	79,647	59,738	54,838	59,438	47,438	41,438	41,438	63,438	63,438	69,438	64,438	
<b>CASH RECEIVED</b>														
Distribution Funding		420,000	420,000	450,000	450,000	450,000	450,000	450,000	450,000	450,000	450,000	450,000	450,000	5,340,000
Member Contributions		89,941	60,475	64,000	58,000	63,000	61,000	58,000	83,000	60,000	61,000	61,000	59,000	778,416
Other Misc		-	-	-	-	-	-	-	-	-	-	-	-	-
<b>TOTAL CASH RECEIVED</b>		509,941	480,475	514,000	508,000	513,000	511,000	508,000	533,000	510,000	511,000	511,000	509,000	6,118,416
<b>Total Cash Available</b>	63,641	573,582	560,122	573,738	562,838	572,438	558,438	549,438	574,438	573,438	574,438	580,438	573,438	
<b>CASH PAID OUT</b>														
Pension Payments		493,917	497,265	499,400	503,000	503,000	503,000	503,000	503,000	504,000	504,000	505,000	505,000	6,023,582
Pension Refunds		-	-	-	-	-	-	-	-	-	-	-	-	-
Other Expenses		18	3,119	19,500	400	22,000	14,000	5,000	8,000	6,000	1,000	11,000	1,000	91,037
Wire Transfers Out (In)		-	-	-	-	-	-	-	-	-	-	-	-	-
<b>TOTAL CASH PAID OUT</b>		493,935	500,384	518,900	503,400	525,000	517,000	508,000	511,000	510,000	505,000	516,000	506,000	6,114,619
<b>Cash on Hand (end of month)</b>	63,641	79,647	59,738	54,838	59,438	47,438	41,438	41,438	63,438	63,438	69,438	64,438	67,438	

\*\* Amount estimated\*\*

(See accountant's compilation report.)