



**LISLE-WOODRIDGE
FIREFIGHTERS' PENSION FUND**

ACCOUNTANT'S COMPILATION REPORT

For the One Month Ended January 31, 2018



SIKICH.COM

LISLE-WOODRIDGE FIREFIGHTER’S PENSION FUND
TABLE OF CONTENTS

	<u>Page(s)</u>
ACCOUNTANT’S COMPILATION REPORT.....	1
BASIC FINANCIAL STATEMENTS	
Statement of Fiduciary Net Position.....	2
Statement of Changes in Fiduciary Net Position.....	3
SUPPLEMENTARY INFORMATION	
Balance Sheet.....	4-9
Cash and Investments Chart.....	10
Revenue Report.....	11-14
Revenues Chart.....	15
Expense Report.....	16
Expenses Chart.....	17
Property Tax Revenue Analysis.....	18-20
• DuPage County	
• Will County	
Cash Flow Projections Report FY2018.....	21

1415 West Diehl Road, Suite 400
Naperville, IL 60563
630.566.8400

SIKICH.COM

ACCOUNTANT'S COMPILATION REPORT

The Honorable President
Members of the Board of Trustees
Lisle-Woodridge Firefighter's Pension Fund
Lisle, Illinois 60532

Management is responsible for the accompanying statement of fiduciary net position of the Lisle-Woodridge Firefighter's Pension Fund, a pension trust fund of the Lisle-Woodridge Fire Protection District of Lisle, Illinois, as of January 31, 2018 and the related statement of changes in fiduciary net position for the one month ended January 31, 2018. We have performed a compilation engagement in accordance with Statements on Standards for Accounting and Review Services promulgated by the Accounting and Review Services Committee of the AICPA. We did not audit or review the financial statements nor were we required to perform any procedures to verify the accuracy or completeness of the information provided by management. Accordingly, we do not express an opinion, a conclusion, nor provide any form of assurance on these financial statements.

The accompanying supplementary information is presented for purposes of additional analysis and is not a required part of the basic financial statements. Such information is the responsibility of management. The supplementary information was subject to our compilation engagement. We have not audited or reviewed the supplementary information and do not express an opinion, a conclusion, nor provide any assurance on such supplementary information.

Management has elected to omit substantially all of the disclosures and required supplementary information required by accounting principles generally accepted in the United States of America. If the omitted disclosures and required supplementary information were included in the financial statements, they might influence the user's conclusions about the Firefighter's Pension Fund's assets, liabilities, net position, additions and deductions. Accordingly, these financial statements are not designed for those who are not informed about such matters.

SiKich LLP

Naperville, Illinois
February 5, 2018

BASIC FINANCIAL STATEMENTS

Lisle-Woodridge Firefighter's Pension Fund

Statement of Fiduciary Net Position

January 31, 2018

ASSETS

Cash and Investments

Demand Deposits	\$	3,450,083.15
Corporate Bonds		8,990,684.79
US Treasury Notes		7,254,675.22
US Treasury Bonds		1,486,318.49
FNMA Pool		751,712.41
FHLMC Pool		1,882,559.27
FFCB Bonds		137,000.00
FNMA Notes		308,703.70
Unrealized Gains (Losses)		(77,485.45)
Stock Equities		4,635,393.91
Mutual Funds		39,150,311.33

Other Assets

Accrued Interest Receivable		<u>143,581.68</u>
-----------------------------	--	-------------------

Total Assets 68,113,538.50

LIABILITIES

Accounts Payable		<u>-</u>
------------------	--	----------

NET POSITION RESTRICTED FOR PENSIONS

\$ 68,113,538.50

(See accountant's compilation report.)

Lisle- Woodridge Firefighter's Pension Fund
Statement of Changes in Fiduciary Net Position
For the One Month Ended January 31, 2018

ADDITIONS

Contributions	
Employer Contributions	\$ -
Employee Contributions	61,767.72
	61,767.72
Investment Income	
Net Appreciations (Depreciation)	
in Fair Value of Investments	
Fixed Income Securities	(294,625.71)
Stock Equity	75,221.75
Mutual Funds	1,561,607.70
Interest and Dividends	
Demand Deposits	1,225.72
Fixed Income Securities	54,869.45
Stock Equity	19,830.53
Mutual Funds	16,227.25
	1,434,356.69
Less Investment Expense	(44,916.92)
	1,389,439.77
Total Other Income	-
	-
Total Additions	1,451,207.49
	1,451,207.49
DEDUCTIONS	
Pension Benefits and Refunds	
Pension Benefits	428,830.28
Refunds	-
Administrative Expenses	
Insurance	-
Professional Services	6,300.00
Other Expenses	-
	435,130.28
Total Deductions	435,130.28
	435,130.28
Net Increase (Decrease)	1,016,077.21
Net Position Restricted for Pensions	
January 1	67,097,461.29
	67,097,461.29
End of Period	\$ 68,113,538.50
	\$ 68,113,538.50

(See accountant's compilation report.)

SUPPLEMENTARY INFORMATION

Lisle-Woodridge Firefighter's Pension Fund

Balance Sheet
January 31, 2018

Demand Deposits

0-0-1100.001	PETTY CASH	\$	100.00
0-0-1102.001	CK - MB FINANCIAL #4710000418		515,655.82
0-0-1105.001	UBS-EM22472 CASH		783,353.71
0-0-1105.002	UBS-EM22475 LAZARD		(1,368.54)
0-0-1105.003	UBS-EM22478 FMI		(1,525.71)
0-0-1105.004	UBS-EM22480 INVESCO		(1,770.91)
0-0-1105.005	UBS-EM22487 PACIFIC INCOME		810,758.06
0-0-1105.006	UBS-EM22500 RNC GENTER		1,104,763.22
0-0-1105.007	UBS-EM22958 MFS		(1,832.65)
0-0-1105.008	UBS-EM24449 TORTOISE		245,217.83
0-0-1105.009	UBS-EM24453 CHILTON		7,824.00
0-0-1105.011	UBS-EM24457 LOOMIS SAYLES		(1,582.06)
0-0-1105.012	UBS-EM24458 BLACKROCK		(1,430.18)
0-0-1105.013	UBS-EM24460 PIONEER INCOME		(1,305.87)
0-0-1105.014	UBS-EM24465 WELLS FARGO		(1,984.72)
0-0-1105.016	UBS-EM24468 INVESCO SP 500		(1,877.84)
0-0-1105.017	UBS-EM24469 JPMORGAN		(1,514.31)
0-0-1105.018	UBS-EM24478 ISHARES		(1,396.70)
			<hr/>
	Total Demand Deposits		3,450,083.15

Corporate Bonds

0-0-1151.004	STANLEY BLACK & DECKER #AB7		50,019.10
0-0-1151.014	PNC FUNDING CORP #BL6		92,777.70
0-0-1151.016	PRIVATE EXPT FDG #DV1		110,708.07
0-0-1151.017	FIDELITY NATL #AP1		25,965.94
0-0-1151.021	STIFEL FINANCIAL #AE2		44,826.30
0-0-1151.037	ESSEX PORTFOLIO LP #AN7		52,456.62
0-0-1151.038	NATIONAL RETAIL PROP #AG1		51,953.53
0-0-1151.050	HAWAIIAN AIRLINES #AA5		91,657.77
0-0-1151.054	KILROY REALTY #AK8		52,170.91
0-0-1151.068	US AIRWAYS #AA1		81,738.40
0-0-1151.076	BAFC NTS #DX4		82,023.48
0-0-1151.079	DU PONT DE NEMOURS #BW8		85,270.28
0-0-1151.081	RPM INTL INC #AR4		83,772.74
0-0-1151.082	BOEING CAPITAL #AL8		83,338.31
0-0-1151.083	LABORATORY CORP #AR3 -PI		79,910.40
0-0-1151.085	EXELON CORP NTS #AH4		74,985.75
0-0-1151.086	BB&T CORP MED #AU7		74,958.00
0-0-1151.087	CARLISLE COS INC #AE0		81,483.66
0-0-1151.089	TEXTRON INC #BT7		69,885.20
0-0-1151.091	GOLDMAN SACHS GROUP #GQ1		76,220.00
0-0-1151.093	CITIGROUP INC #FT3		75,703.95
0-0-1151.094	J P MORGAN CHASE #JD3		101,309.51
0-0-1151.095	MICROSOFT CORP #BA1		79,861.60
0-0-1151.097	AMERICAN TOWER #AA8 -PI		80,529.93
0-0-1151.100	AGILENT TECHNOLOGIES #AH4		77,403.20
0-0-1151.101	NBCUNIVERSAL MEDIA #AH3		74,721.20
0-0-1151.102	GATX CORP #AQ6		66,802.78
0-0-1151.106	MOSAIC CO #AC7		75,212.99

(This statement is continued on the following pages.)

Lisle-Woodridge Firefighter's Pension Fund

Balance Sheet (Continued)

January 31, 2018

Corporate Bonds (Continued)

0-0-1151.108	FMC CORP NTS #AS4	\$	74,880.00
0-0-1151.111	MONSANTO CO #AU5		72,874.50
0-0-1151.112	TYCO ELECTRONICS #AR8		74,710.50
0-0-1151.113	CADENCE DESIGN SYS #AL2		64,749.10
0-0-1151.116	FISERV INC #AP3		74,949.75
0-0-1151.118	COCA COLA BOT #AK8 -PI		69,982.50
0-0-1151.119	WORTHINGTON INDUSTRIES #AE2		64,862.85
0-0-1151.120	AMER AIRLN 15-2 #AB2		74,318.30
0-0-1151.122	PARKER HANNIFIN #AM7		79,914.40
0-0-1151.124	DUKE ENERGY CAROLINAS #AE4		89,630.30
0-0-1151.125	STANLEY BLACK & DECKER #AA9		78,857.60
0-0-1151.127	BLACK HILLS #AK5		49,938.50
0-0-1151.145	SYSCO #BD8		103,332.20
0-0-1151.147	HANOVER INS. #AF2 BRADFORD		44,895.15
0-0-1151.148	TRI-STATE #AH1		74,765.57
0-0-1151.149	ONEOK PARTNERS #AL7		66,573.65
0-0-1151.150	EQUIFAX #AK1		69,966.40
0-0-1151.158	COLUMBIA PIPELINE #AF6		85,023.30
0-0-1151.169	NEW YORK & PRESBY #AD6		24,999.00
0-0-1151.171	ORACLE CORP #BJ3		122,139.60
0-0-1151.182	AIR LEASE CORP #AN4		58,906.91
0-0-1151.183	BUNGE LTD FIN #AX8		80,381.62
0-0-1151.184	ARCHER-DANIELS #BL5		80,550.09
0-0-1151.185	INTL PAPER CO #CP6		79,699.20
0-0-1151.191	FLOWERS FOODS #AB7		54,773.95
0-0-1151.192	CABOT CORP #AK7		79,879.20
0-0-1151.193	INGREDION INC #AB8 - PI		79,965.60
0-0-1151.198	AMERICAN TOWER CORP #AD2		56,798.44
0-0-1151.200	SEMPRA ENERGY #AZ2		94,903.10
0-0-1151.201	XYLEM INC B/E #AJ9		79,835.20
0-0-1151.202	ERP OPERATING LP B/E #BF9		79,472.80
0-0-1151.205	KINDER MORGAN ENERGY #BS4		46,275.11
0-0-1151.207	OCCIDENTAL PETROLEUM #CM5		84,531.15
0-0-1151.211	HOLLYFRONTIER CORP #AA6		25,024.55
0-0-1151.214	BROADRIDGE FINANCIAL #AC7 PACIFIC INCOME		79,671.20
0-0-1151.215	ABBOTT LABS #BF6 PACIFIC INCOME		79,404.80
0-0-1151.216	HANOVER INS. #AF2 PACIFIC INCOME		69,836.90
0-0-1151.220	UNUM GROUP #AK2		71,704.95
0-0-1151.221	TRANSATLANTIC HLDGS #AB0		42,416.33
0-0-1151.224	WELLS FARGO & CO #SK8		237,807.75
0-0-1151.225	SUNTRUST BANK #AR8		120,059.25
0-0-1151.227	APPLE INC #CG3		111,110.90
0-0-1151.229	APPLE #CK4		64,968.15
0-0-1151.230	HEXCEL CORP #AN8		100,479.00
0-0-1151.232	ENBRIDGE ENERGY #AP1		48,453.60
0-0-1151.234	JPMORGAN CHASE #RY8		107,159.40
0-0-1151.235	FIRST HORIZON NATL #AB1		56,537.25
0-0-1151.236	PHYSICIANS REALTY #AA0		49,838.50
0-0-1151.237	MERCURY GENL #AB6		74,885.25
0-0-1151.238	CAPITAL ONE FINANCIAL #BN4		114,648.10

(This statement is continued on the following pages.)

Lisle-Woodridge Firefighter's Pension Fund

Balance Sheet (Continued)

January 31, 2018

Corporate Bonds (Continued)

0-0-1151.239	CITIGROUP INC #LD1	\$	131,655.50
0-0-1151.246	MERCURY GENL #AB6 -PI		79,877.60
0-0-1151.247	CAPITAL ONE FINANCIAL #BN4 -PI		79,755.20
0-0-1151.249	CINTAS CORP #AN0		79,692.80
0-0-1151.250	VULCAN MATERIALS #AT6 -PI		79,682.40
0-0-1151.253	VULCAN MATERIALS #AS8		79,047.00
0-0-1151.256	SSM HEALTH CARE #AA3		95,557.15
0-0-1151.258	JPMORGAN CHASE #AE6		120,206.00
0-0-1151.259	KAISER FNDTN HOSPIT #AD5		49,525.50
0-0-1151.262	BK OF NY MELLON #AC1		90,000.00
0-0-1151.265	DOMINION RESOURCES #CT4		55,056.65
0-0-1151.266	GOLDMAN SACHS #WJ9		75,042.75
0-0-1151.267	FIFTH THIRD BANCORP #CU2		64,981.80
0-0-1151.271	MOTOROLA SOLUTIONS #BE8		86,491.30
0-0-1151.272	EAGLE MATERIALS #AA6		72,888.00
0-0-1151.273	MORGAN STANLEY #AK4		119,421.50
0-0-1151.274	AT&T INC #EM0		80,280.00
0-0-1151.275	THERMO FISHER SCIENTIFIC #BX9		79,410.40
0-0-1151.276	AT&T INC #EN8		80,072.25
0-0-1151.277	ARES CAPITAL CORP #AU7		54,956.55
0-0-1151.278	REGIONS FNL CORP #AM2		80,024.60
0-0-1151.281	ANHEUSER BUSCH #AN6		45,275.60
0-0-1151.282	PPL CAPITAL FUNDING #AM5		64,214.80
0-0-1151.284	ALLEGION US #AE4		79,806.40
0-0-1151.285	HUDSON PACIFIC #AA4		99,853.70
0-0-1151.286	EQT CORP NTS #AF6		34,971.30
0-0-1151.287	DISCOVERY COMM #AT6		61,090.80
0-0-1151.288	AT&T INC #EL2		65,187.20
0-0-1151.289	LEGGETT & PLATT INC #AY3		79,472.80
0-0-1151.290	PHILIP MORRIS INTL #CD9		119,485.20
0-0-1151.291	ANTHEM INC #AD5		69,999.30
0-0-1151.292	WESTLAKE CHEM #AU6		59,387.40
0-0-1151.293	SPRINT AIR 2017 #AA4		55,000.00
0-0-1151.294	GENL ELEC CO #BH5		82,252.50
0-0-1151.295	SOUTHERN CO #CV7		63,633.70
0-0-1151.296	GOLDMAN SACHS #WV2		125,000.00
0-0-1151.297	BANK OF AMERICA #G26		115,000.00
0-0-1151.298	ENERGY TRANS PART #BG3		88,420.40

	Total Corporate Bonds	8,990,684.79
--	-----------------------	--------------

US Treasury Notes

0-0-1252.006	US TREASURY NOTE #SD3	125,006.74
0-0-1252.007	US TREASURY NOTE #UN8	367,143.07
0-0-1252.019	US TREASURY NOTE #NT3	15,805.13
0-0-1252.020	US TREASURY NOTE #P46 - PI	824,865.61
0-0-1252.040	US TREASURY NOTE #S76	139,778.43
0-0-1252.057	US TREASURY NOTE #W55 -PI	200,283.48
0-0-1252.061	US TREASURY NOTE #V64	1,056,959.70
0-0-1252.069	US TREASURY NOTE #X39	333,052.89

(This statement is continued on the following pages.)

Lisle-Woodridge Firefighter's Pension Fund

Balance Sheet (Continued)

January 31, 2018

US Treasury Notes (Continued)

0-0-1252.075	US TREASURY NOTE #2L3	\$	237,577.98
0-0-1252.076	US TREASURY NOTE #2Y5		296,742.19
0-0-1252.077	US TREASURY NOTE #3C2		503,737.50
0-0-1252.079	US TREASURY NOTE #L40		199,059.26
0-0-1252.080	US TREASURY NOTE #G38		124,575.20
0-0-1252.081	US TREASURY NOTE #3F5		174,610.70
0-0-1252.082	US TREASURY NOTE #3H1		1,942,264.84
0-0-1252.083	US TREASURY NOTE #3Q1		713,212.50

Total US Treasury Notes 7,254,675.22

US Treasury Bonds

0-0-1255.003	US TREASURY BOND #QD3		207,417.07
0-0-1255.004	US TREASURY BOND #QS0		55,907.99
0-0-1255.010	US TREASURY BOND #RX8		334,657.57
0-0-1255.013	US TREASURY BOND #QA9		91,525.00
0-0-1255.015	US TREASURY BOND #RY6		796,810.86

Total US Treasury Bonds 1,486,318.49

FNMA Pool

0-0-1262.002	FNMA PL 753098 #UX5		18,337.63
0-0-1262.003	FNMA PL 725946 #P79		43,065.12
0-0-1262.004	FNMA PL 799519 #G45		3,465.13
0-0-1262.005	FNMA PL 799695 #NL9		13,489.31
0-0-1262.006	FNMA PL 797665 #FE9		9,711.33
0-0-1262.007	FNMA PL 844386 #CX5		913.21
0-0-1262.008	FNMA PL 865200 #GH6		919.54
0-0-1262.009	FNMA PL 831541 #ZE9		6,084.07
0-0-1262.010	FNMA PL 891601 #RW2		2,525.10
0-0-1262.011	FNMA PL 892239 #HQ4		5,663.60
0-0-1262.012	FNMA PL 893427 #SQ7		1,912.79
0-0-1262.013	FNMA PL 896535 #BC8		3,100.21
0-0-1262.014	FNMA PL 900883 #2Q8		16,851.67
0-0-1262.015	FNMA PL 937289 #XS0		5,092.56
0-0-1262.016	FNMA PL 940525 #LE9		499.13
0-0-1262.017	FNMA PL 949244 #BM8		2,613.63
0-0-1262.018	FNMA PL 966555 #H83		1,346.61
0-0-1262.020	FNMA PL 929301 #NS3		13,052.63
0-0-1262.021	FNMA PL 983077 #CN5		8,283.68
0-0-1262.022	FNMA PL 889409 #DN1		682.80
0-0-1262.023	FNMA PL 930871 #FL0		27,700.31
0-0-1262.024	FNMA PL AB9754 #ZU3		110,707.15
0-0-1262.025	FNMA PL AB9763 #Z58		58,242.69
0-0-1262.026	FNMA PL AB9774 #2G0		124,687.87
0-0-1262.027	FNMA PL AS2764 #CA9		176,652.63
0-0-1262.028	FNMA PL AY3728 #EA4		96,112.01

Total FNMA Pool 751,712.41

(This statement is continued on the following pages.)

Lisle-Woodridge Firefighter's Pension Fund

Balance Sheet (Continued)

January 31, 2018

FHLMC Pool

0-0-1263.001	FHLMC PL C91820 #AV3	\$	62,274.61
0-0-1263.002	FHLMC PL C91816 #AR2		124,934.74
0-0-1263.003	FHLMC PL A13570 #6F1		20,990.86
0-0-1263.004	FHLMC PL A23557 #5S9		124,126.13
0-0-1263.005	FHLMC PL G08008 #AJ9		1,066.23
0-0-1263.006	FHLMC PL A38978 #6P0		6,317.47
0-0-1263.007	FHLMC PL G08087 #CZ1		13,682.18
0-0-1263.008	FHLMC PL A51101 #GJ8		1,623.31
0-0-1263.009	FHLMC PL A54908 #NZ5		35,720.51
0-0-1263.010	FHLMC PL A54224 #VR6		520.28
0-0-1263.011	FHLMC PL A53752 #EZ7		38,681.42
0-0-1263.012	FHLMC PL A62706 #AF7		5,107.86
0-0-1263.013	FHLMC PL A64158 #TP2		2,236.13
0-0-1263.014	FHLMC PL A67491 #KC2		3,209.12
0-0-1263.015	FHLMC PL A69472 #QZ6		7,131.88
0-0-1263.016	FHLMC PL A75230 #Y33		7,250.72
0-0-1263.017	FHLMC PL G04176 #6M7		6,207.83
0-0-1263.018	FHLMC PL A77977 #2J6		4,724.95
0-0-1263.019	FHLMC PL G04816 #VH8		18,656.54
0-0-1263.020	FHLMC PL G05507 #NY8		13,110.27
0-0-1263.021	FHLMC PL G05518 #PB6		13,930.29
0-0-1263.022	FHLMC PL C09032 #A91		59,470.61
0-0-1263.023	FHLMC PL G08542 #S84		106,003.71
0-0-1263.024	FHLMC PL Q30081 #CT8		127,330.77
0-0-1263.025	FHLMC PL G08601 #U32		139,128.59
0-0-1263.026	FHLMC PL G08632 #V23		103,810.90
0-0-1263.027	FHLMC PL G08670 #W89		108,969.39
0-0-1263.031	FHLMC PL G08697 #X39		16,292.53
0-0-1263.032	FHLMC PL G08741 #ZF0		503,372.55
0-0-1263.033	FHLMC PL G08742 #ZG8		206,676.89

Total FHLMC Pool 1,882,559.27

FFCB Bonds

0-0-1284.001 FFCB #2K2 137,000.00

Total FFCB Bonds 137,000.00

FNMA Notes

0-0-1287.004 FNMA NOTE #E33 110,362.50

0-0-1287.005 FNMA NOTE #G72 198,341.20

Total FNMA Notes 308,703.70

Unrealized Gains (Losses)

0-0-1300.001 UNREALIZED GAINS (LOSSES) (77,485.45)

Total Unrealized Gains (Losses) (77,485.45)

(This statement is continued on the following page.)

Lisle-Woodridge Firefighter's Pension Fund

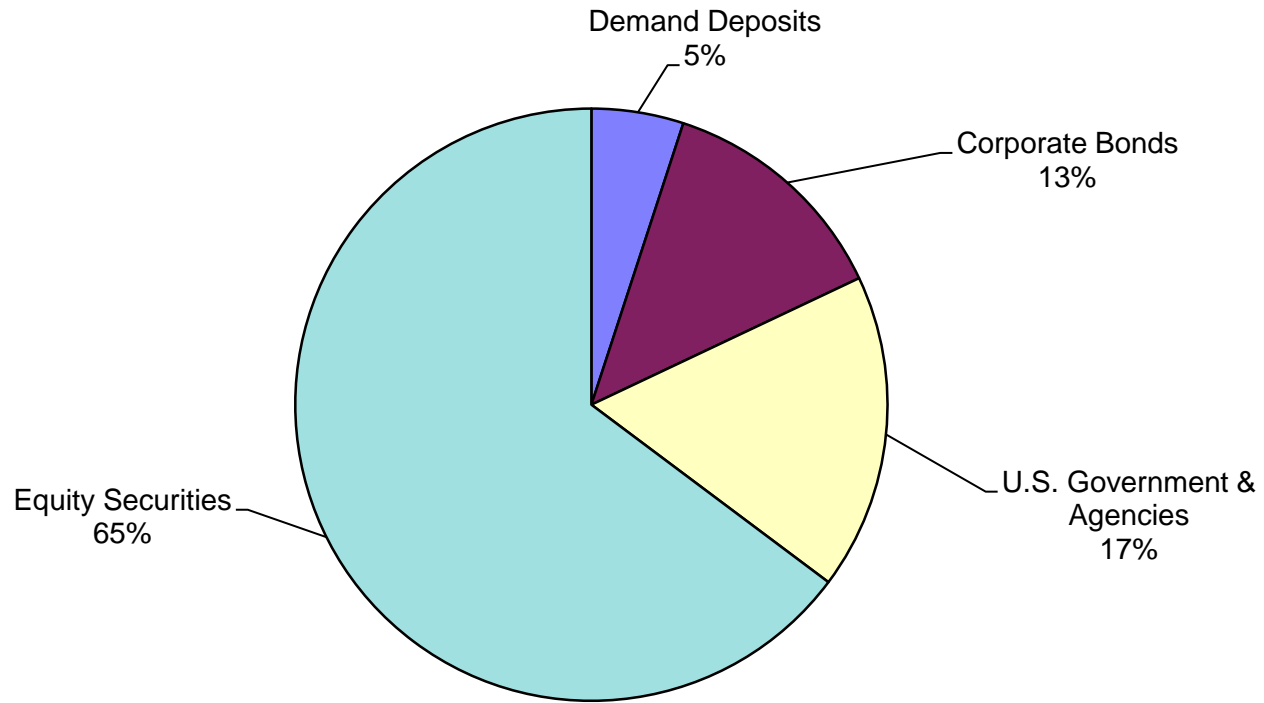
Balance Sheet (Continued)

January 31, 2018

Stock Equities		
0-0-1450.001	UBS - RNC GENTER	\$ 3,178,134.41
0-0-1450.002	UBS - CHILTON	1,457,259.50
0-0-1450.003	UBS - STONEBRIDGE	-
		<hr/>
	Total Stock Equities	4,635,393.91
		<hr/>
Mutual Funds		
0-0-1550.001	LAZARD EMERGING MKTS	3,170,018.41
0-0-1550.002	FMI COMMON STOCK	3,354,408.27
0-0-1550.003	INVESCO INTL GROWTH	3,974,965.10
0-0-1550.004	MFS INTL VALUE	3,850,345.66
0-0-1550.005	LOOMIS SAYLES GROWTH	3,669,311.06
0-0-1550.006	BLACKROCK STRATEGIC INC	3,092,659.33
0-0-1550.007	PIONEER STRATEGIC INC	2,780,418.95
0-0-1550.008	WELLS FARGO ABS RETURN	4,378,290.09
0-0-1550.010	INVESCO S&P 500	4,193,850.09
0-0-1550.011	JP MORGAN FDS UNDIS MGRS BEHAV	2,681,280.67
0-0-1550.012	UNDISCOVERED MG BH VL SL	597,424.18
0-0-1550.013	ISHARES CORE EMERG MKTS	3,407,339.52
		<hr/>
	Total Mutual Funds	39,150,311.33
		<hr/>
Other Assets		
0-0-1900.000	ACCRUED INTEREST RECEIVABLE	143,581.68
		<hr/>
	Total Other Assets	143,581.68
		<hr/>
TOTAL ASSETS		\$ 68,113,538.50
		<hr/> <hr/>
LIABILITIES		
0-0-2000.000	ACCOUNTS PAYABLE	\$ -
		<hr/>
	Total Liabilities	-
		<hr/>
FUND BALANCE		
0-0-3000.001	FUND BALANCE	68,113,538.50
		<hr/>
TOTAL LIABILITIES AND FUND BALANCE		\$ 68,113,538.50
		<hr/> <hr/>

(See accountant's compilation report.)

**Lisle-Woodridge Firefighter's Pension Fund
Cash and Investments
January 31, 2018**



(See accountant's compilation report.)

Lisle-Woodridge Firefighter's Pension Fund

Revenue Report

For the One Month Ended January 31, 2018

		Current Month	Year to Date
Revenues			
Employer and Member Contributions			
Employer Contributions			
0-0-4000.000	CURRENT TAX	\$ -	\$ -
0-0-4040.000	OTHER MUNICIPAL REVENUE	-	-
Total Employer Contributions		-	-
Employee Contributions			
0-0-4050.000	CONTRIBUTIONS - CURRENT YEAR	61,767.72	61,767.72
Total Employee Contributions		61,767.72	61,767.72
Total Employer and Employee Contributions		61,767.72	61,767.72
Income Cash and Investments			
Interest Demand Deposits			
0-0-4105.001	UBS-EM22472 CASH	377.55	377.55
0-0-4105.002	UBS-EM22475 LAZARD	5.31	5.31
0-0-4105.003	UBS-EM22478 FMI	5.31	5.31
0-0-4105.004	UBS-EM22480 INVESCO	5.31	5.31
0-0-4105.005	UBS-EM22487 PACIFIC INCOME	516.33	516.33
0-0-4105.006	UBS-EM22500 RNC GENTER	67.54	67.54
0-0-4105.008	UBS-EM24449 TORTOISE	186.41	186.41
0-0-4105.009	UBS-EM24453 CHILTON	12.49	12.49
0-0-4105.010	UBS-EM24456 STONEBRIDGE	28.27	28.27
0-0-4105.011	UBS-EM24457 LOOMIS SAYLES	7.97	7.97
0-0-4105.016	UBS-EM24468 INVESCO SP 500	5.31	5.31
0-0-4105.017	UBS-EM24469 JPMORGAN	5.31	5.31
0-0-4105.018	UBS-EM24478 ISHARES	2.61	2.61
Total Interest Demand Deposits		1,225.72	1,225.72
Income Fixed Income Securities			
Income Corporate Bonds			
0-0-4151.050	HAWAIIAN AIRLINES #AA5	1,802.58	1,802.58
0-0-4151.075	WELLS FARGO & CO #FG0	600.00	600.00
0-0-4151.091	GOLDMAN SACHS GROUP #GQ1	2,100.00	2,100.00
0-0-4151.093	CITIGROUP INC #FT3	1,687.50	1,687.50
0-0-4151.094	J P MORGAN CHASE #JD3	2,250.00	2,250.00
0-0-4151.101	NBCUNIVERSAL MEDIA #AH3	1,150.00	1,150.00
0-0-4151.111	MONSANTO CO #AU5	1,265.63	1,265.63
0-0-4151.127	BLACK HILLS #AK5	625.00	625.00
0-0-4151.171	ORACLE CORP #BJ3	2,400.00	2,400.00
0-0-4151.210	GOLDMAN SACHS GROUP INC #AH3	673.75	673.75
0-0-4151.224	WELLS FARGO & CO #SK8	3,606.08	3,606.08
0-0-4151.225	SUNTRUST BANK #AR8	1,350.00	1,350.00
0-0-4151.239	CITIGROUP INC #LD1	2,526.55	2,526.55
0-0-4151.240	MORGAN STANLEY #EF9	1,191.22	1,191.22
0-0-4151.257	BANK OF AMER CORP #GK9	845.09	845.09
0-0-4151.265	DOMINION RESOURCES #CT4	709.23	709.23
0-0-4151.273	MORGAN STANLEY #AK4	976.55	976.55
0-0-4151.279	PRICELINE GROUP #BC9	324.23	324.23

(This statement is continued on the following pages.)

Lisle-Woodridge Firefighter's Pension Fund

Revenue Report (Continued)

For the One Month Ended January 31, 2018

Revenues (Continued)

Income Fixed Income Securities (Continued)

Income Corporate Bonds (Continued)

0-0-4151.295	SOUTHERN CO #CV7	\$	1,056.25	\$	1,056.25
0-0-4151.298	ENERGY TRANS PART #BG3		112.15		112.15
	Total Income Corporate Bonds		<u>27,251.81</u>		<u>27,251.81</u>

Income US Treasury Notes

0-0-4252.006	US TREASURY NOTE #SD3		781.25		781.25
0-0-4252.040	US TREASURY NOTE #S76		787.50		787.50
0-0-4252.061	US TREASURY NOTE #V64		2,259.61		2,259.61
0-0-4252.071	US TREASURY NOTE #2R0		8,813.15		8,813.15
0-0-4252.075	US TREASURY NOTE #2L3		455.66		455.66
0-0-4252.078	US TREASURY NOTE #3G3		2,521.06		2,521.06
0-0-4252.079	US TREASURY NOTE #L40		(375.69)		(375.69)
0-0-4252.081	US TREASURY NOTE #3F5		(328.18)		(328.18)
0-0-4252.083	US TREASURY NOTE #3Q1		(355.52)		(355.52)
	Total Income US Treasury Notes		<u>14,558.84</u>		<u>14,558.84</u>

Income US Treasury Bonds

0-0-4255.015	US TREASURY BOND #RY6		(4,167.60)		(4,167.60)
	Total Income US Treasury Bonds		<u>(4,167.60)</u>		<u>(4,167.60)</u>

Income FNMA Pool

0-0-4262.002	FNMA PL 753098 #UX5		89.24		89.24
0-0-4262.003	FNMA PL 725946 #P79		197.88		197.88
0-0-4262.004	FNMA PL 799519 #G45		15.85		15.85
0-0-4262.005	FNMA PL 799695 #NL9		65.30		65.30
0-0-4262.006	FNMA PL 797665 #FE9		48.13		48.13
0-0-4262.007	FNMA PL 844386 #CX5		4.60		4.60
0-0-4262.008	FNMA PL 865200 #GH6		4.69		4.69
0-0-4262.009	FNMA PL 831541 #ZE9		31.89		31.89
0-0-4262.010	FNMA PL 891601 #RW2		12.91		12.91
0-0-4262.011	FNMA PL 892239 #HQ4		30.67		30.67
0-0-4262.012	FNMA PL 893427 #SQ7		9.58		9.58
0-0-4262.013	FNMA PL 896535 #BC8		15.52		15.52
0-0-4262.014	FNMA PL 900883 #2Q8		85.60		85.60
0-0-4262.015	FNMA PL 937289 #XS0		25.60		25.60
0-0-4262.016	FNMA PL 940525 #LE9		2.73		2.73
0-0-4262.017	FNMA PL 949244 #BM8		14.50		14.50
0-0-4262.018	FNMA PL 966555 #H83		6.97		6.97
0-0-4262.020	FNMA PL 929301 #NS3		50.58		50.58
0-0-4262.021	FNMA PL 983077 #CN5		31.67		31.67
0-0-4262.022	FNMA PL 889409 #DN1		3.42		3.42
0-0-4262.023	FNMA PL 930871 #FL0		108.24		108.24
0-0-4262.024	FNMA PL AB9754 #ZU3		332.15		332.15
0-0-4262.025	FNMA PL AB9763 #Z58		178.01		178.01
0-0-4262.026	FNMA PL AB9774 #2G0		372.59		372.59
0-0-4262.027	FNMA PL AS2764 #CA9		531.59		531.59
0-0-4262.028	FNMA PL AY3728 #EA4		239.17		239.17
	Total Income FNMA Pool		<u>2,509.08</u>		<u>2,509.08</u>

(This statement is continued on the following pages.)

Lisle-Woodridge Firefighter's Pension Fund

Revenue Report (Continued)

For the One Month Ended January 31, 2018

Revenues (Continued)

Income Fixed Income Securities (Continued)

Income FHLMC Pool

0-0-4263.001	FHLMC PL C91820 #AV3	\$	171.85	\$	171.85
0-0-4263.002	FHLMC PL C91816 #AR2		340.97		340.97
0-0-4263.003	FHLMC PL A13570 #6F1		101.42		101.42
0-0-4263.004	FHLMC PL A23557 #5S9		678.67		678.67
0-0-4263.005	FHLMC PL G08008 #AJ9		5.86		5.86
0-0-4263.006	FHLMC PL A38978 #6P0		30.87		30.87
0-0-4263.007	FHLMC PL G08087 #CZ1		68.63		68.63
0-0-4263.008	FHLMC PL A51101 #GJ8		8.01		8.01
0-0-4263.009	FHLMC PL A54908 #NZ5		187.23		187.23
0-0-4263.010	FHLMC PL A54224 #VR6		2.59		2.59
0-0-4263.011	FHLMC PL A53752 #EZ7		184.55		184.55
0-0-4263.012	FHLMC PL A62706 #AF7		25.48		25.48
0-0-4263.013	FHLMC PL A64158 #TP2		11.20		11.20
0-0-4263.014	FHLMC PL A67491 #KC2		16.87		16.87
0-0-4263.015	FHLMC PL A69472 #QZ6		34.36		34.36
0-0-4263.016	FHLMC PL A75230 #Y33		28.17		28.17
0-0-4263.017	FHLMC PL G04176 #6M7		29.22		29.22
0-0-4263.018	FHLMC PL A77977 #2J6		24.82		24.82
0-0-4263.019	FHLMC PL G04816 #VH8		72.45		72.45
0-0-4263.020	FHLMC PL G05507 #NY8		50.56		50.56
0-0-4263.021	FHLMC PL G05518 #PB6		54.86		54.86
0-0-4263.022	FHLMC PL C09032 #A91		177.44		177.44
0-0-4263.023	FHLMC PL G08542 #S84		322.78		322.78
0-0-4263.024	FHLMC PL Q30081 #CT8		358.13		358.13
0-0-4263.025	FHLMC PL G08601 #U32		420.96		420.96
0-0-4263.026	FHLMC PL G08632 #V23		294.41		294.41
0-0-4263.027	FHLMC PL G08670 #W89		273.32		273.32
0-0-4263.031	FHLMC PL G08697 #X39		39.93		39.93
0-0-4263.032	FHLMC PL G08741 #ZF0		1,232.38		1,232.38
0-0-4263.033	FHLMC PL G08742 #ZG8		590.99		590.99

Total Income FHLMC Pool			<u>5,838.98</u>		<u>5,838.98</u>
-------------------------	--	--	-----------------	--	-----------------

Income FNMA Notes

0-0-4287.004	FNMA NOTE #E33		618.75		618.75
--------------	----------------	--	--------	--	--------

Total Income FNMA Notes			<u>618.75</u>		<u>618.75</u>
-------------------------	--	--	---------------	--	---------------

Change in Accrued Interest Rec

0-0-4295.001	CHANGE IN ACCR INTEREST REC		8,259.59		8,259.59
--------------	-----------------------------	--	----------	--	----------

Total Change in Accrued Interest Rec			<u>8,259.59</u>		<u>8,259.59</u>
--------------------------------------	--	--	-----------------	--	-----------------

Gains (Losses) on Securities

0-0-4300.001	UNREALIZED GAIN (LOSS)		(258,882.63)		(258,882.63)
0-0-4400.001	GAIN (LOSS) - SALE OF SECURITY		(35,743.08)		(35,743.08)

Total Gains (Losses) on Securities			<u>(294,625.71)</u>		<u>(294,625.71)</u>
------------------------------------	--	--	---------------------	--	---------------------

Total Income Fixed Income Securities			<u>(239,756.26)</u>		<u>(239,756.26)</u>
--------------------------------------	--	--	---------------------	--	---------------------

(This statement is continued on the following page.)

Lisle-Woodridge Firefighter's Pension Fund
Revenue Report (Continued)
For the One Month Ended January 31, 2018

Revenues (Continued)

Income Equity Securities

Income Stock Equities

0-0-4450.001	DVD - UBS - RNC GENTER	\$ 4,472.02	\$ 4,472.02
0-0-4450.002	DVD - UBS - CHILTON	6,710.25	6,710.25
0-0-4450.003	DVD - UBS - STONEBRIDGE	8,648.26	8,648.26

Total Income/Dividends Stock Equities	19,830.53	19,830.53
---------------------------------------	-----------	-----------

0-0-4460.001	G/L - UBS - RNC GENTER	155,412.51	155,412.51
0-0-4460.002	G/L - UBS - CHILTON	(55,438.01)	(55,438.01)
0-0-4460.003	G/L - UBS - STONEBRIDGE	(24,752.75)	(24,752.75)

Total Income/Gain (Loss) Stock Equities	75,221.75	75,221.75
---	-----------	-----------

Total Income Stock Equities	95,052.28	95,052.28
-----------------------------	-----------	-----------

Income Mutual Funds

0-0-4550.006	DVD - BLACKROCK STRATEGIC INC	8,221.46	8,221.46
0-0-4550.007	DVD - PIONEER STRATEGIC INC	8,005.79	8,005.79

Total Income/Dividends Mutual Funds	16,227.25	16,227.25
-------------------------------------	-----------	-----------

0-0-4560.001	G/L - LAZARD EMERGING MKTS	240,019.86	240,019.86
0-0-4560.002	G/L - FMI COMMON STOCK	89,598.17	89,598.17
0-0-4560.003	G/L - INVESCO INTL GROWTH	186,603.40	186,603.40
0-0-4560.004	G/L - MFS INTL VALUE	133,846.52	133,846.52
0-0-4560.005	G/L - LOOMIS SAYLES GROWTH	277,382.44	277,382.44
0-0-4560.006	G/L - BLACKROCK STRATEGIC INC	33,782.77	33,782.77
0-0-4560.007	G/L - PIONEER STRATEGIC INC	(12,908.16)	(12,908.16)
0-0-4560.008	G/L - WELLS FARGO ABS RETURN	144,951.88	144,951.88
0-0-4560.010	G/L - INVESCO S&P 500	178,532.31	178,532.31
0-0-4560.011	G/L - JP MORGAN FDS UNDIS MGRS BEHAV	31,076.33	31,076.33
0-0-4560.012	G/L - UNDISCOVERED MG BH VL SL	6,942.86	6,942.86
0-0-4560.013	G/L - ISHARES CORE EMERG MKTS	251,779.32	251,779.32

Total Income/Gain (Loss) Mutual Funds	1,561,607.70	1,561,607.70
---------------------------------------	--------------	--------------

Total Income Mutual Funds	1,577,834.95	1,577,834.95
---------------------------	--------------	--------------

Total Income Equity Securities	1,672,887.23	1,672,887.23
--------------------------------	--------------	--------------

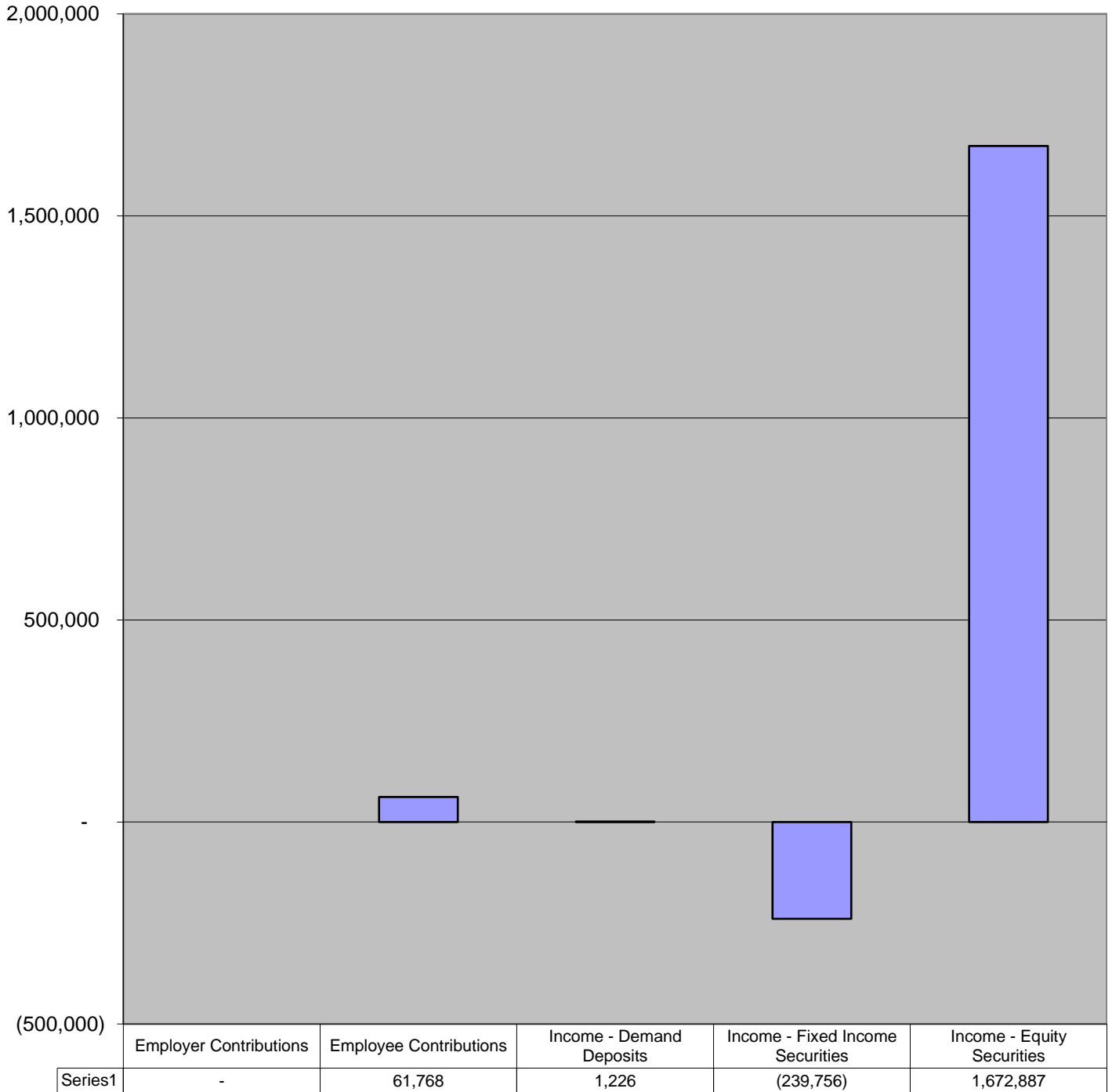
Total Income Cash and Investments	1,434,356.69	1,434,356.69
-----------------------------------	--------------	--------------

TOTAL REVENUES

	\$ 1,496,124.41	\$ 1,496,124.41
--	-----------------	-----------------

(See accountant's compilation report.)

**Lisle-Woodridge Firefighter's Pension Fund
Revenues
For the One Year Ended January 31, 2018**



(See accountant's compilation report.)

Lisle-Woodridge Firefighter's Pension Fund

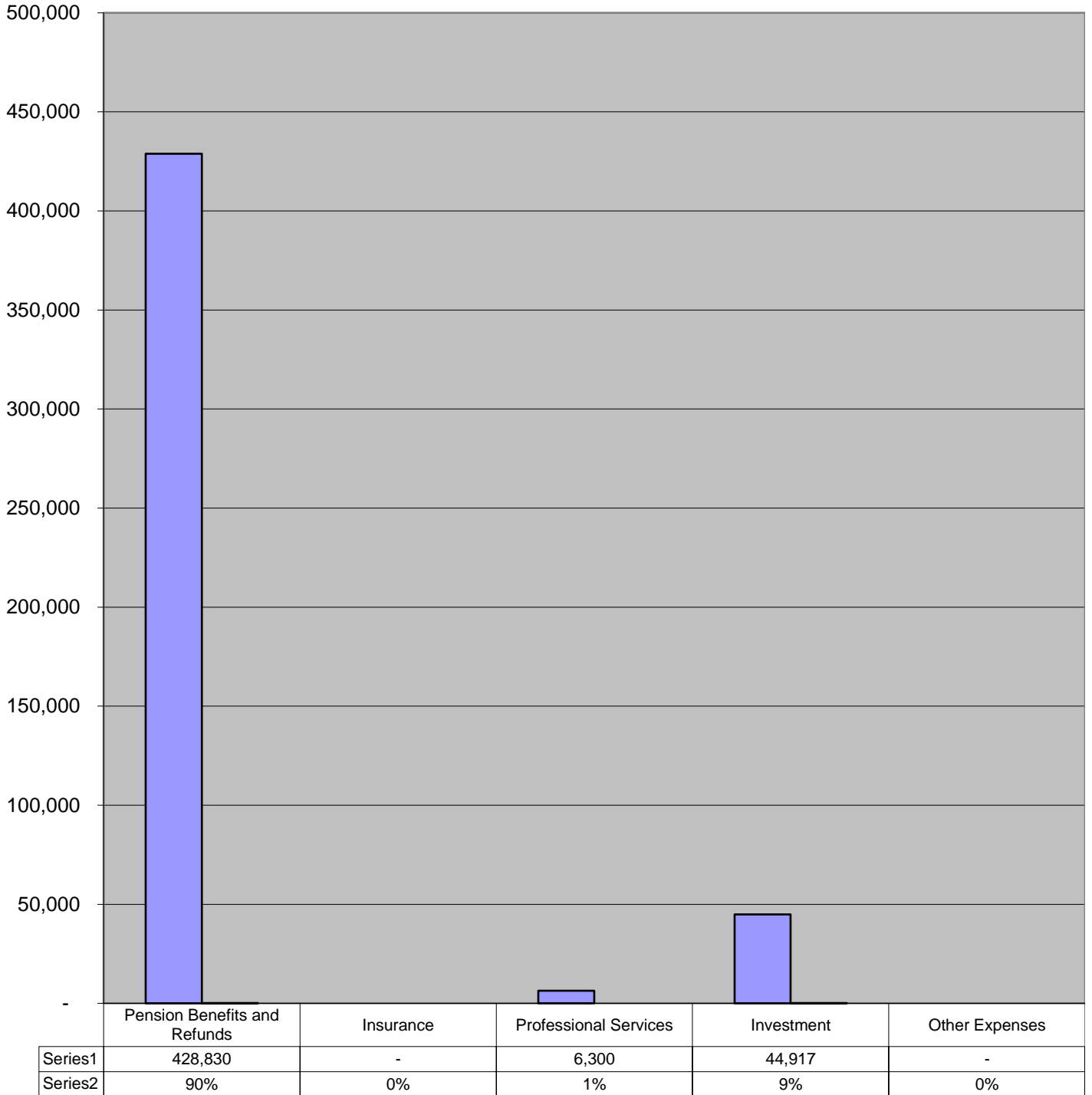
Expense Report

For the One Month Ended January 31, 2018

		Current Month	Year to Date	FY18 Annual Budget
Expenses				
Administrative				
Pension Benefits and Refunds				
0-0-5020.000	SERVICE PENSIONS	\$ 384,553.55	\$ 384,553.55	\$ 4,639,100.00
0-0-5030.000	NON-DUTY DISABILITY PENSIONS	6,947.04	6,947.04	85,000.00
0-0-5040.000	DUTY DISABILITY PENSIONS	25,262.30	25,262.30	355,600.00
0-0-5050.000	OCCUPATIONAL DISEASE PENSIONS	9,911.04	9,911.04	103,300.00
0-0-5060.000	SURVIVING SPOUSE PENSIONS	2,156.35	2,156.35	25,900.00
0-0-5100.000	REFUND OF CONTRIBUTIONS	-	-	15,000.00
	Total Pension Benefit and Refunds	428,830.28	428,830.28	5,223,900.00
Insurance				
0-0-5150.001	FIDUCIARY INSURANCE	-	-	20,000.00
	Total Insurance	-	-	20,000.00
Professional Services				
0-0-5170.001	ACTUARIAL SERVICES	-	-	4,500.00
0-0-5170.002	AUDITING SERVICES	-	-	3,600.00
0-0-5170.003	ACCOUNTING & BOOKKEEPING SERV	-	-	20,800.00
0-0-5170.004	MEDICAL SERVICES	6,300.00	6,300.00	10,300.00
0-0-5170.005	LEGAL SERVICES	-	-	25,000.00
0-0-5170.006	PUBLIC STENOGRAPHER/CT REPORT	-	-	1,200.00
	Total Professional Services	6,300.00	6,300.00	65,400.00
Investment				
0-0-5190.001	INVESTMENT MGR/ADVISOR FEES	44,873.92	44,873.92	195,900.00
0-0-5190.004	SAFE DEPOSIT AND BANK FEES	43.00	43.00	500.00
	Total Investment	44,916.92	44,916.92	196,400.00
Other Expenses				
0-0-5290.025	CONFERENCE/SEMINAR FEES	-	-	6,200.00
0-0-5290.026	ASSOCIATION DUES	-	-	1,000.00
0-0-5290.27	TRAVEL EXPENSE	-	-	-
0-0-5290.028	POSTAGE EXPENSE	-	-	200.00
0-0-5290.030	SUPPLIES EXPENSE	-	-	1,400.00
0-0-5290.034	IDOI FILING EXPENSE	-	-	8,000.00
0-0-5290.035	OTHER EXPENSE	-	-	10,500.00
	Total Other Expenses	-	-	27,300.00
	Total Administrative	51,216.92	51,216.92	309,100.00
TOTAL EXPENSES		\$ 480,047.20	\$ 480,047.20	\$ 5,533,000.00

(See accountant's compilation report.)

**Lisle-Woodridge Firefighter's Pension Fund
Expenses
For The One Month Ended January 31, 2018**



(See accountant's compilation report.)

Lisle-Woodridge Firefighter's Pension Fund
Summary of Property Tax Receipts through December 31, 2018
DuPage County and Will County

	<u>Total Property Taxes</u>
Fiscal Year Ending December 31, 2018	
Per Property Tax Remittances:	
Total DuPage County Collections	\$ -
Total Will County Collections	<u>-</u>
Total Collections	<u><u>\$ -</u></u>

(See accountant's compilation report.)

Lisle-Woodridge Firefighter's Pension Fund
Summary of Property Tax Receipts through December 31, 2018
DuPage County

	2017 Taxes	2016 Taxes	2015 Taxes	2014 Taxes
Fiscal Year Ending December 31, 2018	\$ -	\$ -	\$ -	\$ -
Fiscal Year Ending December 31, 2017		2016 Taxes	2015 Taxes	2014 Taxes
		\$ 4,557,556.99	\$ 339.28	\$ 139.70
Fiscal Year Ending December 31, 2016			2015 Taxes	2014 Taxes
			\$ 4,083,978.00	\$ 10,153.45
SUMMARY	2017 Taxes	2016 Taxes	2015 Taxes	2014 Taxes
TOTAL COLLECTED	\$ -	\$ 4,557,556.99	\$ 4,084,317.28	\$ 10,293.15
TAX LEVIED	*	\$ 4,596,387.82	\$ 4,097,019.02	*
TAX EXTENDED	*	\$ 4,565,043.84	\$ 4,090,999.18	*
% COLLECTED	*	99.84%	99.84%	*
EXTENDED LESS COLLECTED	*	\$ 7,486.85	\$ 6,681.90	*

* Information is not available.

Lisle-Woodridge Firefighter's Pension Fund
Summary of Property Tax Receipts through December 31, 2018
Will County

	2017 Taxes	2016 Taxes	2015 Taxes	2014 Taxes
Fiscal Year Ending December 31, 2018	\$ -	\$ -	\$ -	\$ -
Fiscal Year Ending December 31, 2017		2016 Taxes	2015 Taxes	2014 Taxes
		\$ 3,452.15	\$ -	\$ -
Fiscal Year Ending December 31, 2016			2015 Taxes	2014 Taxes
			\$ 3,129.32	\$ 431.97
SUMMARY	2017 Taxes	2016 Taxes	2015 Taxes	2014 Taxes
TOTAL COLLECTED	\$ -	\$ 3,452.15	\$ 3,129.32	\$ 431.97
TAX LEVIED	*	\$ 3,452.15	\$ 3,129.98	*
TAX EXTENDED	*	\$ 3,452.15	\$ 3,129.98	*
% COLLECTED	*	100.00%	99.98%	*
EXTENDED LESS COLLECTED	*	\$ -	\$ 0.66	*

* Information is not available.

Lisle-Woodridge Firefighter's Pension Fund Cash Projections FY2018
MB Financial Bank

Starting Date 1/1/2018

	Beginning	Jan-18	Feb-18	Mar-18	Apr-18	May-18	Jun-18	Jul-18	Aug-18	Sep-18	Oct-18	Nov-18	Dec-18	Total
Cash on Hand (beginning of month)	527,261	527,261	519,464	508,364	534,364	527,364	511,364	490,764	479,964	496,264	475,564	460,864	437,164	
CASH RECEIVED														
Distribution Funding		380,000	380,000	380,000	380,000	380,000	380,000	380,000	380,000	380,000	380,000	380,000	380,000	4,560,000
Member Contributions		61,768	60,000	96,000	59,000	66,000	64,000	61,000	91,000	62,000	62,000	61,000	57,000	800,768
Other Misc		-	-	-	-	-	-	-	-	-	-	-	-	-
TOTAL CASH RECEIVED		441,768	440,000	476,000	439,000	446,000	444,000	441,000	471,000	442,000	442,000	441,000	437,000	5,360,768
Total Cash Available	527,261	969,029	959,464	984,364	973,364	973,364	955,364	931,764	950,964	938,264	917,564	901,864	874,164	
CASH PAID OUT														
Pension Payments		426,926	451,000	444,000	444,000	445,000	450,600	451,700	451,700	451,700	451,700	452,700	452,700	5,373,726
Pension Refunds		-	-	-	-	-	-	-	-	-	-	-	-	-
Other Expenses		22,639	100	6,000	2,000	17,000	14,000	100	3,000	11,000	5,000	12,000	1,000	93,839
Wire Transfers Out (In)		-	-	-	-	-	-	-	-	-	-	-	-	-
TOTAL CASH PAID OUT		449,565	451,100	450,000	446,000	462,000	464,600	451,800	454,700	462,700	456,700	464,700	453,700	5,467,565
Cash on Hand (end of month)	527,261	519,464	508,364	534,364	527,364	511,364	490,764	479,964	496,264	475,564	460,864	437,164	420,464	

** Amount estimated**

(See accountant's compilation report.)