



**LISLE-WOODRIDGE
FIREFIGHTERS' PENSION FUND**

ACCOUNTANT'S COMPILATION REPORT

For the Ten Months Ended October 31, 2017

SIKICH.COM

LISLE-WOODRIDGE FIREFIGHTER’S PENSION FUND
TABLE OF CONTENTS

	<u>Page(s)</u>
ACCOUNTANT’S COMPILATION REPORT.....	1
BASIC FINANCIAL STATEMENTS	
Statement of Fiduciary Net Position.....	2
Statement of Changes in Fiduciary Net Position.....	3
SUPPLEMENTARY INFORMATION	
Balance Sheet.....	4-9
Cash and Investments Chart.....	10
Revenue Report.....	11-19
Revenues Chart.....	20
Expense Report.....	21
Expenses Chart.....	22
Property Tax Revenue Analysis.....	23-25
• DuPage County	
• Will County	
Cash Flow Projections Report FY2017.....	26

1415 West Diehl Road, Suite 400
Naperville, IL 60563
630.566.8400

SIKICH.COM

ACCOUNTANT'S COMPILATION REPORT

The Honorable President
Members of the Board of Trustees
Lisle-Woodridge Firefighter's Pension Fund
Lisle, Illinois 60532

Management is responsible for the accompanying statement of fiduciary net position of the Lisle-Woodridge Firefighter's Pension Fund, a pension trust fund of the Lisle-Woodridge Fire Protection District of Lisle, Illinois, as of October 31, 2017 and the related statement of changes in fiduciary net position for the ten months ended October 31, 2017. We have performed a compilation engagement in accordance with Statements on Standards for Accounting and Review Services promulgated by the Accounting and Review Services Committee of the AICPA. We did not audit or review the financial statements nor were we required to perform any procedures to verify the accuracy or completeness of the information provided by management. Accordingly, we do not express an opinion, a conclusion, nor provide any form of assurance on these financial statements.

The accompanying supplementary information is presented for purposes of additional analysis and is not a required part of the basic financial statements. Such information is the responsibility of management. The supplementary information was subject to our compilation engagement. We have not audited or reviewed the supplementary information and do not express an opinion, a conclusion, nor provide any assurance on such supplementary information.

Management has elected to omit substantially all of the disclosures and required supplementary information required by accounting principles generally accepted in the United States of America. If the omitted disclosures and required supplementary information were included in the financial statements, they might influence the user's conclusions about the Firefighter's Pension Fund's assets, liabilities, net position, additions and deductions. Accordingly, these financial statements are not designed for those who are not informed about such matters.

Sikich LLP

Naperville, Illinois
November 3, 2017

BASIC FINANCIAL STATEMENTS

Lisle-Woodridge Firefighter's Pension Fund

Statement of Fiduciary Net Position

October 31, 2017

ASSETS

Cash and Investments

Demand Deposits	\$	1,670,468.78
Corporate Bonds		8,779,571.85
US Treasury Notes		7,648,274.79
US Treasury Bonds		1,241,008.94
FNMA Pool		776,660.76
FHLMC Pool		1,945,617.23
FFCB Bonds		137,000.00
FNMA Notes		308,703.70
Unrealized Gains (Losses)		178,574.72
Stock Equities		6,304,538.65
Mutual Funds		36,848,486.40

Other Assets

Accrued Interest Receivable		<u>127,454.62</u>
-----------------------------	--	-------------------

Total Assets 65,966,360.44

LIABILITIES

None

-

NET POSITION RESTRICTED FOR PENSIONS

\$ 65,966,360.44

(See accountant's compilation report.)

Lisle- Woodridge Firefighter's Pension Fund
Statement of Changes in Fiduciary Net Position
For the Ten Months Ended October 31, 2017

ADDITIONS

Contributions	
Employer Contributions	\$ 4,514,735.90
Employee Contributions	680,064.78
	5,194,800.68
Investment Income	
Net Appreciations (Depreciation) in Fair Value of Investments	
Fixed Income Securities	193,110.74
Stock Equity	302,425.62
Mutual Funds	4,855,535.26
Interest and Dividends	
Demand Deposits	5,453.55
Fixed Income Securities	485,096.53
Stock Equity	206,924.96
Mutual Funds	231,514.01
	6,280,060.67
Less Investment Expense	(191,418.48)
	6,088,642.19
Total Other Income	25.00
	11,283,467.87

DEDUCTIONS

Pension Benefits and Refunds	
Pension Benefits	4,056,628.82
Refunds	1,307.93
Administrative Expenses	
Insurance	13,621.00
Professional Services	33,594.30
Other Expenses	9,345.00
	4,114,497.05
Net Increase (Decrease)	7,168,970.82
Net Position Restricted for Pensions January 1	58,797,389.62
End of Period	\$ 65,966,360.44

(See accountant's compilation report.)

SUPPLEMENTARY INFORMATION

Lisle-Woodridge Firefighter's Pension Fund

Balance Sheet
October 31, 2017

Demand Deposits

0-0-1100.001	PETTY CASH	\$ 100.00
0-0-1102.001	CK - MB FINANCIAL #4710000418	45,925.51
0-0-1105.001	UBS-EM22472 CASH	476,991.51
0-0-1105.002	UBS-EM22475 LAZARD	(1,349.70)
0-0-1105.003	UBS-EM22478 FMI	(1,544.85)
0-0-1105.004	UBS-EM22480 INVESCO	(1,789.51)
0-0-1105.005	UBS-EM22487 PACIFIC INCOME	750,668.90
0-0-1105.006	UBS-EM22500 RNC GENTER	98,183.03
0-0-1105.007	UBS-EM22958 MFS	(1,765.86)
0-0-1105.008	UBS-EM24449 TORTOISE	226,472.48
0-0-1105.009	UBS-EM24453 CHILTON	10,867.77
0-0-1105.010	UBS-EM24456 STONEBRIDGE	77,934.14
0-0-1105.011	UBS-EM24457 LOOMIS SAYLES	(1,568.24)
0-0-1105.012	UBS-EM24458 BLACKROCK	(1,449.45)
0-0-1105.013	UBS-EM24460 PIONEER INCOME	(1,326.58)
0-0-1105.014	UBS-EM24465 WELLS FARGO	(1,907.32)
0-0-1105.015	UBS-EM24466 BARCLAYS	-
0-0-1105.016	UBS-EM24468 INVESCO SP 500	(1,836.00)
0-0-1105.017	UBS-EM24469 JPMORGAN	(1,491.76)
0-0-1105.018	UBS-EM24478 ISHARES	(645.29)
		<hr/>
	Total Demand Deposits	1,670,468.78

Corporate Bonds

0-0-1151.004	STANLEY BLACK & DECKER #AB7	50,019.10
0-0-1151.014	PNC FUNDING CORP #BL6	92,777.70
0-0-1151.016	PRIVATE EXPT FDG #DV1	110,708.07
0-0-1151.017	FIDELITY NATL #AP1	25,965.94
0-0-1151.021	STIFEL FINANCIAL #AE2	44,826.30
0-0-1151.037	ESSEX PORTFOLIO LP #AN7	52,456.62
0-0-1151.038	NATIONAL RETAIL PROP #AG1	51,953.53
0-0-1151.050	HAWAIIAN AIRLINES #AA5	82,484.31
0-0-1151.054	KILROY REALTY #AK8	52,170.91
0-0-1151.068	US AIRWAYS #AA1	85,024.64
0-0-1151.075	WELLS FARGO & CO #FG0	79,516.44
0-0-1151.076	BAFC NTS #DX4	82,023.48
0-0-1151.079	DU PONT DE NEMOURS #BW8	85,270.28
0-0-1151.081	RPM INTL INC #AR4	83,772.74
0-0-1151.082	BOEING CAPITAL #AL8	83,338.31
0-0-1151.083	LABORATORY CORP #AR3 -PI	79,910.40
0-0-1151.085	EXELON CORP NTS #AH4	74,985.75
0-0-1151.086	BB&T CORP MED #AU7	74,958.00
0-0-1151.087	CARLISLE COS INC #AE0	81,483.66
0-0-1151.088	PROLOGIS LP #AY7	94,984.80
0-0-1151.089	TEXTRON INC #BT7	69,885.20
0-0-1151.091	GOLDMAN SACHS GROUP #GQ1	76,220.00
0-0-1151.092	OWENS & MINOR #AD4	79,631.20
0-0-1151.093	CITIGROUP INC #FT3	75,703.95
0-0-1151.094	J P MORGAN CHASE #JD3	101,309.51
0-0-1151.095	MICROSOFT CORP #BA1	79,861.60

(This statement is continued on the following pages.)

Lisle-Woodridge Firefighter's Pension Fund

Balance Sheet (Continued)

October 31, 2017

Corporate Bonds (Continued)

0-0-1151.097	AMERICAN TOWER #AA8 -PI	\$	80,529.93
0-0-1151.100	AGILENT TECHNOLOGIES #AH4		77,403.20
0-0-1151.101	NBCUNIVERSAL MEDIA #AH3		74,721.20
0-0-1151.102	GATX CORP #AQ6		66,802.78
0-0-1151.106	MOSAIC CO #AC7		75,212.99
0-0-1151.108	FMC CORP NTS #AS4		74,880.00
0-0-1151.111	MONSANTO CO #AU5		72,874.50
0-0-1151.112	TYCO ELECTRONICS #AR8		74,710.50
0-0-1151.113	CADENCE DESIGN SYS #AL2		64,749.10
0-0-1151.116	FISERV INC #AP3		74,949.75
0-0-1151.118	COCA COLA BOT #AK8 -PI		69,982.50
0-0-1151.119	WORTHINGTON INDUSTRIES #AE2		64,862.85
0-0-1151.120	AMER AIRLN 15-2 #AB2		74,318.30
0-0-1151.122	PARKER HANNIFIN #AM7		79,914.40
0-0-1151.124	DUKE ENERGY CAROLINAS #AE4		89,630.30
0-0-1151.125	STANLEY BLACK & DECKER #AA9		78,857.60
0-0-1151.127	BLACK HILLS #AK5		49,938.50
0-0-1151.145	SYSCO #BD8		103,332.20
0-0-1151.147	HANOVER INS. #AF2 BRADFORD		44,895.15
0-0-1151.148	TRI-STATE #AH1		42,005.27
0-0-1151.149	ONEOK PARTNERS #AL7		66,573.65
0-0-1151.150	EQUIFAX #AK1		69,966.40
0-0-1151.158	COLUMBIA PIPELINE #AF6		85,023.30
0-0-1151.169	NEW YORK & PRESBY #AD6		24,999.00
0-0-1151.171	ORACLE CORP #BJ3		122,139.60
0-0-1151.182	AIR LEASE CORP #AN4		58,906.91
0-0-1151.183	BUNGE LTD FIN #AX8		80,381.62
0-0-1151.184	ARCHER-DANIELS #BL5		80,550.09
0-0-1151.185	INTL PAPER CO #CP6		79,699.20
0-0-1151.191	FLOWERS FOODS #AB7		54,773.95
0-0-1151.192	CABOT CORP #AK7		79,879.20
0-0-1151.193	INGREDION INC #AB8 - PI		79,965.60
0-0-1151.198	AMERICAN TOWER CORP #AD2		56,798.44
0-0-1151.200	SEMPRA ENERGY #AZ2		94,903.10
0-0-1151.201	XYLEM INC B/E #AJ9		79,835.20
0-0-1151.202	ERP OPERATING LP B/E #BF9		79,472.80
0-0-1151.205	KINDER MORGAN ENERGY #BS4		46,275.11
0-0-1151.207	OCCIDENTAL PETROLEUM #CM5		84,531.15
0-0-1151.210	GOLDMAN SACHS GROUP INC #AH3		103,729.85
0-0-1151.211	HOLLYFRONTIER CORP #AA6		25,024.55
0-0-1151.214	BROADRIDGE FINANCIAL #AC7 PACIFIC INCOME		79,671.20
0-0-1151.215	ABBOTT LABS #BF6 PACIFIC INCOME		79,404.80
0-0-1151.216	HANOVER INS. #AF2 PACIFIC INCOME		69,836.90
0-0-1151.220	UNUM GROUP #AK2		71,704.95
0-0-1151.221	TRANSATLANTIC HLDGS #AB0		42,416.33
0-0-1151.224	WELLS FARGO & CO #SK8		237,807.75
0-0-1151.225	SUNTRUST BANK #AR8		120,059.25
0-0-1151.226	MICROSOFT CORP #BY9		55,907.45
0-0-1151.227	APPLE INC #CG3		111,110.90
0-0-1151.229	APPLE #CK4		64,968.15

(This statement is continued on the following pages.)

Lisle-Woodridge Firefighter's Pension Fund

Balance Sheet (Continued)

October 31, 2017

Corporate Bonds (Continued)

0-0-1151.230	HEXCEL CORP #AN8	\$	100,479.00
0-0-1151.232	ENBRIDGE ENERGY #AP1		48,453.60
0-0-1151.234	JPMORGAN CHASE #RY8		107,159.40
0-0-1151.235	FIRST HORIZON NATL #AB1		56,537.25
0-0-1151.236	PHYSICIANS REALTY #AA0		49,838.50
0-0-1151.237	MERCURY GENL #AB6		74,885.25
0-0-1151.238	CAPITAL ONE FINANCIAL #BN4		114,648.10
0-0-1151.239	CITIGROUP INC #LD1		131,655.50
0-0-1151.240	MORGAN STANLEY #EF9		65,517.67
0-0-1151.245	WYNDHAM WORLDWIDE #AN8		64,853.75
0-0-1151.246	MERCURY GENL #AB6 -PI		79,877.60
0-0-1151.247	CAPITAL ONE FINANCIAL #BN4 -PI		79,755.20
0-0-1151.249	CINTAS CORP #AN0		79,692.80
0-0-1151.250	VULCAN MATERIALS #AT6 -PI		79,682.40
0-0-1151.253	VULCAN MATERIALS #AS8		79,047.00
0-0-1151.256	SSM HEALTH CARE #AA3		95,557.15
0-0-1151.257	BANK OF AMER CORP #GK9		120,535.92
0-0-1151.258	JPMORGAN CHASE #AE6		120,206.00
0-0-1151.259	KAISER FNDTN HOSPIT #AD5		49,525.50
0-0-1151.262	BK OF NY MELLON #AC1		90,000.00
0-0-1151.265	DOMINION RESOURCES #CT4		55,056.65
0-0-1151.266	GOLDMAN SACHS #WJ9		75,042.75
0-0-1151.267	FIFTH THIRD BANCORP #CU2		64,981.80
0-0-1151.271	MOTOROLA SOLUTIONS #BE8		86,491.30
0-0-1151.272	EAGLE MATERIALS #AA6		72,888.00
0-0-1151.273	MORGAN STANLEY #AK4		55,000.00
0-0-1151.274	AT&T INC #EM0		80,280.00
0-0-1151.275	THERMO FISHER SCIENTIFIC #BX9		79,410.40
0-0-1151.276	AT&T INC #EN8		80,072.25
0-0-1151.277	ARES CAPITAL CORP #AU7		54,956.55
0-0-1151.278	REGIONS FNL CORP #AM2		80,024.60
0-0-1151.279	PRICELINE GROUP #BC9		59,950.80
0-0-1151.281	ANHEUSER BUSCH #AN6		45,275.60
0-0-1151.282	PPL CAPITAL FUNDING #AM5		64,214.80
0-0-1151.284	ALLEGION US #AE4		79,806.40
0-0-1151.285	HUDSON PACIFIC #AA4		99,853.70
0-0-1151.286	EQT CORP NTS #AF6		59,950.80
0-0-1151.287	DISCOVERY COMM #AT6		61,090.80
0-0-1151.288	AT&T INC #EL2		65,187.20
			<hr/>
	Total Corporate Bonds		8,779,571.85

US Treasury Notes

0-0-1252.006	US TREASURY NOTE #SD3		125,006.74
0-0-1252.007	US TREASURY NOTE #UN8		367,143.07
0-0-1252.019	US TREASURY NOTE #NT3		15,805.13
0-0-1252.020	US TREASURY NOTE #P46 - PI		901,597.30
0-0-1252.040	US TREASURY NOTE #S76		139,778.43
0-0-1252.044	US TREASURY NOTE #G20		30,166.79
0-0-1252.057	US TREASURY NOTE #W55 -PI		120,492.59

(This statement is continued on the following pages.)

Lisle-Woodridge Firefighter's Pension Fund

Balance Sheet (Continued)

October 31, 2017

US Treasury Notes (Continued)

0-0-1252.061	US TREASURY NOTE #V64	\$	105,202.34
0-0-1252.068	US TREASURY NOTE #XS4		2,696,971.37
0-0-1252.069	US TREASURY NOTE #X39		333,052.89
0-0-1252.071	US TREASURY NOTE #2R0		978,156.72
0-0-1252.073	US TREASURY NOTE #2V1		796,843.75
0-0-1252.075	US TREASURY NOTE #2L3		237,577.98
0-0-1252.076	US TREASURY NOTE #2Y5		296,742.19
0-0-1252.077	US TREASURY NOTE #3C2		503,737.50

Total US Treasury Notes 7,648,274.79

US Treasury Bonds

0-0-1255.003	US TREASURY BOND #QD3		207,417.07
0-0-1255.004	US TREASURY BOND #QS0		122,997.58
0-0-1255.010	US TREASURY BOND #RX8		266,685.04
0-0-1255.013	US TREASURY BOND #QA9		91,525.00
0-0-1255.014	US TREASURY BOND #RX8 -BM		552,384.25

Total US Treasury Bonds 1,241,008.94

FNMA Pool

0-0-1262.002	FNMA PL 753098 #UX5		19,146.18
0-0-1262.003	FNMA PL 725946 #P79		45,359.44
0-0-1262.004	FNMA PL 799519 #G45		3,500.33
0-0-1262.005	FNMA PL 799695 #NL9		13,599.81
0-0-1262.006	FNMA PL 797665 #FE9		9,791.09
0-0-1262.007	FNMA PL 844386 #CX5		921.05
0-0-1262.008	FNMA PL 865200 #GH6		1,060.24
0-0-1262.009	FNMA PL 831541 #ZE9		6,461.79
0-0-1262.010	FNMA PL 891601 #RW2		2,858.32
0-0-1262.011	FNMA PL 892239 #HQ4		5,701.09
0-0-1262.012	FNMA PL 893427 #SQ7		1,926.15
0-0-1262.013	FNMA PL 896535 #BC8		3,122.65
0-0-1262.014	FNMA PL 900883 #2Q8		16,972.14
0-0-1262.015	FNMA PL 937289 #XS0		5,808.18
0-0-1262.016	FNMA PL 940525 #LE9		535.76
0-0-1262.017	FNMA PL 949244 #BM8		3,016.59
0-0-1262.018	FNMA PL 966555 #H83		1,533.64
0-0-1262.020	FNMA PL 929301 #NS3		14,076.42
0-0-1262.021	FNMA PL 983077 #CN5		8,642.59
0-0-1262.022	FNMA PL 889409 #DN1		708.82
0-0-1262.023	FNMA PL 930871 #FL0		29,084.52
0-0-1262.024	FNMA PL AB9754 #ZU3		114,456.28
0-0-1262.025	FNMA PL AB9763 #Z58		60,480.03
0-0-1262.026	FNMA PL AB9774 #2G0		128,325.94
0-0-1262.027	FNMA PL AS2764 #CA9		180,448.74
0-0-1262.028	FNMA PL AY3728 #EA4		99,122.97

Total FNMA Pool 776,660.76

(This statement is continued on the following pages.)

Lisle-Woodridge Firefighter's Pension Fund

Balance Sheet (Continued)

October 31, 2017

FHLMC Pool

0-0-1263.001	FHLMC PL C91820 #AV3	\$	65,203.78
0-0-1263.002	FHLMC PL C91816 #AR2		130,719.86
0-0-1263.003	FHLMC PL A13570 #6F1		21,193.29
0-0-1263.004	FHLMC PL A23557 #5S9		133,713.67
0-0-1263.005	FHLMC PL G08008 #AJ9		1,134.28
0-0-1263.006	FHLMC PL A38978 #6P0		6,410.75
0-0-1263.007	FHLMC PL G08087 #CZ1		14,516.19
0-0-1263.008	FHLMC PL A51101 #GJ8		1,924.44
0-0-1263.009	FHLMC PL A54908 #NZ5		35,944.91
0-0-1263.010	FHLMC PL A54224 #VR6		678.04
0-0-1263.011	FHLMC PL A53752 #EZ7		38,973.43
0-0-1263.012	FHLMC PL A62706 #AF7		5,170.06
0-0-1263.013	FHLMC PL A64158 #TP2		2,251.15
0-0-1263.014	FHLMC PL A67491 #KC2		3,229.43
0-0-1263.015	FHLMC PL A69472 #QZ6		7,173.31
0-0-1263.016	FHLMC PL A75230 #Y33		7,310.93
0-0-1263.017	FHLMC PL G04176 #6M7		6,695.42
0-0-1263.018	FHLMC PL A77977 #2J6		4,753.30
0-0-1263.019	FHLMC PL G04816 #VH8		19,694.32
0-0-1263.020	FHLMC PL G05507 #NY8		13,662.41
0-0-1263.021	FHLMC PL G05518 #PB6		14,950.86
0-0-1263.022	FHLMC PL C09032 #A91		61,729.71
0-0-1263.023	FHLMC PL G08542 #S84		111,928.93
0-0-1263.024	FHLMC PL Q30081 #CT8		128,120.48
0-0-1263.025	FHLMC PL G08601 #U32		145,843.76
0-0-1263.026	FHLMC PL G08632 #V23		108,402.98
0-0-1263.027	FHLMC PL G08670 #W89		112,026.65
0-0-1263.031	FHLMC PL G08697 #X39		16,707.08
0-0-1263.032	FHLMC PL G08741 #ZF0		512,945.09
0-0-1263.033	FHLMC PL G08742 #ZG8		212,608.72

Total FHLMC Pool			<u>1,945,617.23</u>
------------------	--	--	---------------------

FFCB Bonds

0-0-1284.001	FFCB # 2K2		<u>137,000.00</u>
--------------	------------	--	-------------------

Total FFCB Bonds			<u>137,000.00</u>
------------------	--	--	-------------------

FNMA Notes

0-0-1287.004	FNMA NOTE #E33		110,362.50
0-0-1287.005	FNMA NOTE #G72		198,341.20

Total FNMA Notes			<u>308,703.70</u>
------------------	--	--	-------------------

Unrealized Gains (Losses)

0-0-1300.001	UNREALIZED GAINS (LOSSES)		<u>178,574.72</u>
--------------	---------------------------	--	-------------------

Total Unrealized Gains (Losses)			<u>178,574.72</u>
---------------------------------	--	--	-------------------

(This statement is continued on the following page.)

Lisle-Woodridge Firefighter's Pension Fund

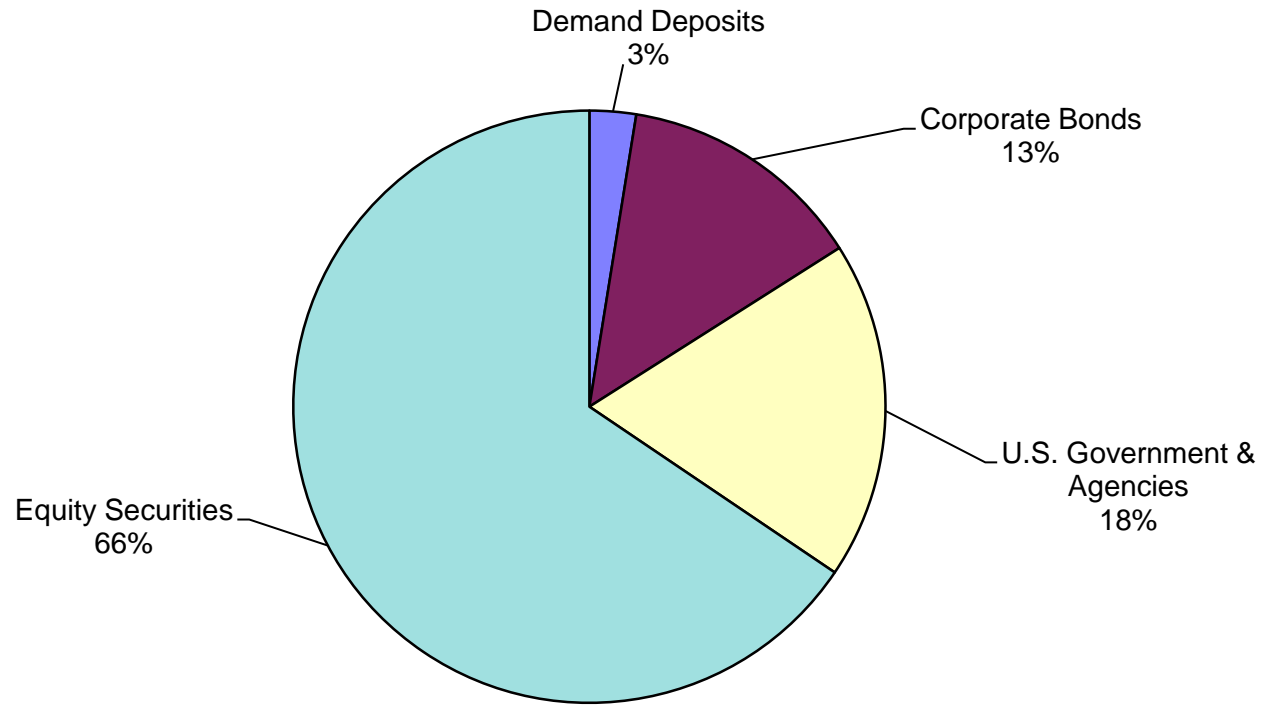
Balance Sheet (Continued)

October 31, 2017

Stock Equities		
0-0-1450.001	UBS - RNC GENTER	\$ 2,843,433.02
0-0-1450.002	UBS - CHILTON	1,627,942.90
0-0-1450.003	UBS - STONEBRIDGE	<u>1,833,162.73</u>
	Total Stock Equities	<u>6,304,538.65</u>
Mutual Funds		
0-0-1550.001	LAZARD EMERGING MKTS	2,872,936.45
0-0-1550.002	FMI COMMON STOCK	3,233,300.06
0-0-1550.003	INVESCO INTL GROWTH	3,775,677.25
0-0-1550.004	MFS INTL VALUE	3,612,590.62
0-0-1550.005	LOOMIS SAYLES GROWTH	3,368,156.79
0-0-1550.006	BLACKROCK STRATEGIC INC	3,034,504.95
0-0-1550.007	PIONEER STRATEGIC INC	2,768,192.69
0-0-1550.008	WELLS FARGO ABS RETURN	4,087,890.49
0-0-1550.010	INVESCO S&P 500	3,874,111.35
0-0-1550.011	JP MORGAN FDS UNDIS MGRS BEHAV	2,521,001.11
0-0-1550.012	UNDISCOVERED MG BH VL SL	609,410.62
0-0-1550.013	ISHARES CORE EMERG MKTS	<u>3,090,714.02</u>
	Total Mutual Funds	<u>36,848,486.40</u>
Other Assets		
0-0-1900.000	ACCRUED INTEREST RECEIVABLE	<u>127,454.62</u>
	Total Other Assets	<u>127,454.62</u>
TOTAL ASSETS		<u><u>\$ 65,966,360.44</u></u>
LIABILITIES		
0-0-2110.000	ACCOUNTS PAYABLE	<u>\$ -</u>
	Total Liabilities	<u>-</u>
FUND BALANCE		
0-0-3000.001	FUND BALANCE	<u>65,966,360.44</u>
TOTAL LIABILITIES AND FUND BALANCE		<u><u>\$ 65,966,360.44</u></u>

(See accountant's compilation report.)

**Lisle-Woodridge Firefighter's Pension Fund
Cash and Investments
October 31, 2017**



(See accountant's compilation report.)

Lisle-Woodridge Firefighter's Pension Fund
 Revenue Report
 For the Ten Months Ended October 31, 2017

		<u>Current Month</u>	<u>Year to Date</u>
Revenues			
Employer and Member Contributions			
Employer Contributions			
0-0-4000.000	CURRENT TAX	\$ 42,267.36	\$ 4,514,735.90
	Total Employer Contributions	42,267.36	4,514,735.90
Employee Contributions			
0-0-4050.000	CONTRIBUTIONS - CURRENT YEAR	61,348.61	680,064.78
	Total Employee Contributions	61,348.61	680,064.78
	Total Employer and Employee Contributions	103,615.97	5,194,800.68
Income Cash and Investments			
Interest Demand Deposits			
0-0-4105.001	UBS-EM22472 CASH	1,011.43	3,615.72
0-0-4105.002	UBS-EM22475 LAZARD	-	4.25
0-0-4105.003	UBS-EM22478 FMI	-	1.86
0-0-4105.005	UBS-EM22487 PACIFIC INCOME	172.15	459.02
0-0-4105.006	UBS-EM22500 RNC GENTER	66.86	284.06
0-0-4105.008	UBS-EM24449 TORTOISE	170.80	803.70
0-0-4105.009	UBS-EM24453 CHILTON	4.13	23.89
0-0-4105.010	UBS-EM24456 STONEBRIDGE	41.36	195.07
0-0-4105.014	UBS-EM24465 WELLS FARGO	0.00	0.06
0-0-4105.015	UBS-EM24466 BARCLAYS	-	50.40
0-0-4105.016	UBS-EM24468 INVESCO SP 500	-	1.82
0-0-4105.017	UBS-EM24469 JPMORGAN	-	1.36
0-0-4105.018	UBS-EM24478 ISHARES	0.34	12.34
	Total Interest Demand Deposits	1,467.07	5,453.55
Income Fixed Income Securities			
Income Corporate Bonds			
0-0-4151.002	REGIONS FINL CORP #AJ9	-	602.78
0-0-4151.003	FIFTH THIRD BANCORP #AD2	-	1,697.50
0-0-4151.004	STANLEY BLACK & DECKER #AB7	-	612.75
0-0-4151.005	ARES CAPITAL CORP #AN3	-	1,354.17
0-0-4151.006	SYNCHRONY FINL #AJ2	-	751.11
0-0-4151.008	RAYMOND JAMES #AB5	-	4,777.78
0-0-4151.012	AT&T INC #CL4	769.03	1,994.03
0-0-4151.014	PNC FUNDING CORP #BL6	-	3,718.76
0-0-4151.016	PRIVATE EXPT FDG #DV1	-	2,553.00
0-0-4151.017	FIDELITY NATL #AP1	471.25	1,478.20
0-0-4151.019	MEAD JOHNSON NUTRITION #AJ5	-	311.25
0-0-4151.021	STIFEL FINANCIAL #AE2	-	787.50
0-0-4151.030	TD AMERITRADE #AE8	-	979.24
0-0-4151.033	REGENCY ENERGY PARTNERS #AG3	-	1,571.32
0-0-4151.036	INTERPUB GROUP #BL3	-	3,418.33
0-0-4151.037	ESSEX PORTFOLIO LP #AN7	-	968.75
0-0-4151.038	NATIONAL RETAIL PROP #AG1	-	975.00
0-0-4151.046	CAPITAL ONE FINANCIAL #BJ3	-	1,061.67
0-0-4151.047	MORGAN STANLEY #7X1	-	662.50

(This statement is continued on the following pages.)

Lisle-Woodridge Firefighter's Pension Fund

Revenue Report (Continued)

For the Ten Months Ended October 31, 2017

		<u>Current Month</u>	<u>Year to Date</u>
Income Fixed Income Securities (Continued)			
Income Corporate Bonds (Continued)			
0-0-4151.050	HAWAIIAN AIRLINES #AA5	\$ -	\$ 3,317.93
0-0-4151.052	CBRE SERVICES INC #AD2	-	2,369.79
0-0-4151.053	CITIGROUP INC #JC6	-	919.72
0-0-4151.054	KILROY REALTY #AK8	-	2,125.00
0-0-4151.055	VERIZON COMM #CQ5	-	962.50
0-0-4151.061	GOLDMAN SACHS #AF3	-	404.13
0-0-4151.066	WELLS FARGO & CO #RN3	-	342.71
0-0-4151.067	US BANCORP #AY2	-	1,435.00
0-0-4151.068	US AIRWAYS #AA1	-	1,657.16
0-0-4151.075	WELLS FARGO & CO #FG0	-	1,200.00
0-0-4151.076	BAFC NTS #DX4	-	2,260.00
0-0-4151.079	DU PONT DE NEMOURS #BW8	-	4,600.00
0-0-4151.081	RPM INTL INC #AR4	2,450.00	4,900.00
0-0-4151.082	BOEING CAPITAL #AL8	1,880.00	3,760.00
0-0-4151.083	LABORATORY CORP #AR3 -PI	-	2,100.00
0-0-4151.085	EXELON CORP NTS #AH4	-	1,068.75
0-0-4151.086	BB&T CORP MED #AU7	-	984.38
0-0-4151.087	CARLISLE COS INC #AE0	-	2,050.00
0-0-4151.088	PROLOGIS LP #AY7	-	3,182.50
0-0-4151.089	TEXTRON INC #BT7	-	2,555.00
0-0-4151.091	GOLDMAN SACHS GROUP #GQ1	-	4,200.00
0-0-4151.092	OWENS & MINOR #AD4	-	3,100.00
0-0-4151.093	CITIGROUP INC #FT3	-	3,375.00
0-0-4151.094	J P MORGAN CHASE #JD3	-	4,500.00
0-0-4151.095	MICROSOFT CORP #BA1	-	1,900.00
0-0-4151.097	AMERICAN TOWER #AA8 -PI	-	3,760.00
0-0-4151.099	EASTMAN CHEMICAL #AN0	-	1,014.00
0-0-4151.100	AGILENT TECHNOLOGIES #AH4	1,280.00	2,560.00
0-0-4151.101	NBCUNIVERSAL MEDIA #AH3	-	2,300.00
0-0-4151.102	GATX CORP #AQ6	1,267.50	2,535.00
0-0-4151.105	STARBUCKS CORP #AD1	-	2,422.29
0-0-4151.106	MOSAIC CO #AC7	-	1,593.75
0-0-4151.107	STATOIL ASA #AK8	-	1,214.58
0-0-4151.108	FMC CORP NTS #AS4	-	3,075.00
0-0-4151.109	HOME DEPOT #BC5	-	2,539.06
0-0-4151.110	SIGNET UK FIN #AA1	-	1,635.21
0-0-4151.111	MONSANTO CO #AU5	-	2,531.26
0-0-4151.112	TYCO ELECTRONICS #AR8	-	2,587.50
0-0-4151.113	CADENCE DESIGN SYS #AL2	1,421.88	2,843.76
0-0-4151.115	ZIMMER HOLDINGS #AF9	-	1,719.78
0-0-4151.116	FISERV INC #AP3	-	1,443.75
0-0-4151.117	CVS CAREMARK CORP #CL2	-	2,302.40
0-0-4151.118	COCA COLA BOT #AK8 -PI	-	1,330.00
0-0-4151.119	WORTHINGTON INDUSTRIES #AE2	1,478.75	2,957.50
0-0-4151.120	AMER AIRLN 15-2 #AB2	-	2,777.77
0-0-4151.122	PARKER HANNIFIN #AM7	-	1,680.00
0-0-4151.124	DUKE ENERGY CAROLINAS #AE4	2,420.00	4,840.00
0-0-4151.125	STANLEY BLACK & DECKER #AA9	-	4,160.00
0-0-4151.126	GRAINGER W W INC #AB0	-	1,533.33
0-0-4151.127	BLACK HILLS #AK5	-	1,250.00
0-0-4151.128	ANHEUSER BUSCH #AN6	-	1,099.78

(This statement is continued on the following pages.)

Lisle-Woodridge Firefighter's Pension Fund

Revenue Report (Continued)

For the Ten Months Ended October 31, 2017

		<u>Current Month</u>	<u>Year to Date</u>
Income Fixed Income Securities (Continued)			
Income Corporate Bonds (Continued)			
0-0-4151.140	BERKSHIRE HATHAWAY #BS6	\$ -	\$ 454.86
0-0-4151.141	TOTAL SYS SERVICES #AD1	-	1,474.61
0-0-4151.142	HOLLYFRONTIER #AA6	-	1,615.63
0-0-4151.143	E TRADE #BL7	-	1,881.28
0-0-4151.145	SYSCO #BD8	2,250.00	2,643.75
0-0-4151.147	HANOVER INS. #AF2 BRADFORD	1,012.50	2,025.00
0-0-4151.148	TRI-STATE #AH1	-	940.00
0-0-4151.149	ONEOK PARTNERS #AL7	-	2,419.44
0-0-4151.150	EQUIFAX #AK1	-	805.00
0-0-4151.152	BRIXMOR OPERATING PART #AA1	-	924.00
0-0-4151.156	SOUTHERN CO NTS #CU9	-	1,392.65
0-0-4151.157	CVS HEALTH CORP #CT5	-	224.01
0-0-4151.158	COLUMBIA PIPELINE #AF6	-	800.00
0-0-4151.160	DOMINION RESOURCES #BU2	-	1,173.69
0-0-4151.163	AETNA INC #AY4	-	217.81
0-0-4151.164	UNDER ARMOUR #AA5	-	234.72
0-0-4151.167	PRUDENTIAL FIN #AK8	-	3,006.40
0-0-4151.169	NEW YORK & PRESBY #AD6	-	2,850.87
0-0-4151.170	MOLSON COORS BREWING #AH3	-	1,404.66
0-0-4151.171	ORACLE CORP #BJ3	-	2,341.11
0-0-4151.173	JPMORGAN CHASE & CO #NJ5	-	1,328.12
0-0-4151.175	APPLE #CD0	-	1,220.24
0-0-4151.176	JP MORGAN CHASE #KG3	-	1,370.95
0-0-4151.178	CELANESE US #AD6	-	2,029.22
0-0-4151.180	BK OF NY MELLON #AD5	-	1,463.00
0-0-4151.182	AIR LEASE CORP #AN4	-	2,337.50
0-0-4151.183	BUNGE LTD FIN #AX8	-	2,600.00
0-0-4151.184	ARCHER-DANIELS #BL5	-	2,000.00
0-0-4151.185	INTL PAPER CO #CP6	-	2,426.67
0-0-4151.186	VALERO ENERGY CORP #AU4	-	489.22
0-0-4151.187	THERMO FISHER SCIENTIFIC #BR2	-	531.00
0-0-4151.189	KITE REALTY #AA1	-	1,832.78
0-0-4151.190	GOLDMAN SACHS #AG5	-	728.50
0-0-4151.191	FLOWERS FOODS #AB7	962.50	2,651.74
0-0-4151.192	CABOT CORP #AK7	-	2,720.00
0-0-4151.193	INGREDION INC #AB8 - PI	1,280.00	2,624.00
0-0-4151.194	SHIRE ACQ INV IRELAND #AB5	-	1,685.33
0-0-4151.196	PHILLIPS 66 PARTNERS #AE8	-	1,065.07
0-0-4151.197	BANK OF AMER CORP #FZ7	-	433.16
0-0-4151.198	AMERICAN TOWER CORP #AD2	-	2,500.00
0-0-4151.199	WELLS FARGO & CO #SH5	-	283.33
0-0-4151.200	SEMPRA ENERGY #AZ2	771.88	1,543.76
0-0-4151.201	XYLEM INC B/E #AJ9	-	1,444.44
0-0-4151.202	ERP OPERATING LP B/E #BF9	-	1,260.33
0-0-4151.204	UNITED TECHNOLOGIES CORP #CH0	-	181.08
0-0-4151.205	KINDER MORGAN ENERGY #BS4	-	3,456.03
0-0-4151.206	BUCKEYE PARTNERS #AQ4	-	288.02
0-0-4151.207	OCCIDENTAL PETROLEUM #CM5	-	1,319.17
0-0-4151.208	AFLAC INC #AF9	-	346.15
0-0-4151.209	ABBVIE INC #AS8	-	710.22
0-0-4151.210	GOLDMAN SACHS GROUP INC #AH3	-	229.93

(This statement is continued on the following pages.)

Lisle-Woodridge Firefighter's Pension Fund

Revenue Report (Continued)

For the Ten Months Ended October 31, 2017

		<u>Current Month</u>	<u>Year to Date</u>
Income Fixed Income Securities (Continued)			
Income Corporate Bonds (Continued)			
0-0-4151.211	HOLLYFRONTIER CORP #AA6	\$ 734.38	\$ 915.53
0-0-4151.212	MPLX LP #AC4	-	1,470.49
0-0-4151.213	ABBOTT LABS #BF6 BRADFORD	-	1,466.66
0-0-4151.214	BROADRIDGE FINANCIAL #AC7 PACIFIC INCOM	-	1,360.00
0-0-4151.215	ABBOTT LABS #BF6 PACIFIC INCOME	-	1,566.67
0-0-4151.216	HANOVER INS. #AF2 PACIFIC INCOME	1,575.00	3,150.00
0-0-4151.217	VALERO ENERGY PARTNERS #AA0	-	1,171.52
0-0-4151.218	EPR PROPERTIES #AC3	-	1,414.44
0-0-4151.219	UNITE 2014-2 #AA4	-	2,438.87
0-0-4151.220	UNUM GROUP #AK2	-	1,445.00
0-0-4151.221	TRANSATLANTIC HLDGS #AB0	-	1,266.67
0-0-4151.222	SMITHFIELD FOODS INC #AV0	-	377.26
0-0-4151.223	BANK OF AMER CORP #GE3	-	305.46
0-0-4151.224	WELLS FARGO & CO #SK8	(439.04)	617.21
0-0-4151.225	SUNTRUST BANK #AR8	(59.06)	1,122.19
0-0-4151.226	MICROSOFT CORP #BY9	-	1,316.79
0-0-4151.227	APPLE INC #CG3	-	885.42
0-0-4151.228	MPLX LP #AL4	-	391.44
0-0-4151.229	APPLE #CK4	-	610.64
0-0-4151.230	HEXCEL CORP #AN8	-	1,474.67
0-0-4151.231	KRAFT HEINZ #AB2	-	788.72
0-0-4151.232	ENBRIDGE ENERGY #AP1	1,500.00	1,941.67
0-0-4151.233	ANHEUSER BUSCH #AP1	-	947.98
0-0-4151.234	JPMORGAN CHASE #RY8	-	1,210.76
0-0-4151.235	FIRST HORIZON NATL #AB1	-	556.11
0-0-4151.236	PHYSICIANS REALTY #AA0	-	1,122.78
0-0-4151.237	MERCURY GENL #AB6	-	1,732.50
0-0-4151.238	CAPITAL ONE FINANCIAL #BN4	-	2,156.25
0-0-4151.239	CITIGROUP INC #LD1	(224.04)	546.89
0-0-4151.240	MORGAN STANLEY #EF9	(220.52)	463.19
0-0-4151.241	VULCAN MATERIALS #AT6	-	219.38
0-0-4151.242	HUMANA INC #BF8	-	271.02
0-0-4151.243	VERIZON COMM #DV3	-	579.79
0-0-4151.244	CA INC #AH8	-	265.00
0-0-4151.245	WYNDHAM WORLDWIDE #AN8	1,543.75	1,543.75
0-0-4151.246	MERCURY GENL #AB6 -PI	-	1,828.44
0-0-4151.247	CAPITAL ONE FINANCIAL #BN4 -PI	-	1,500.00
0-0-4151.248	GREAT PLAINS ENERGY #AJ9	-	1,126.67
0-0-4151.249	CINTAS CORP #AN0	1,619.78	1,619.78
0-0-4151.250	VULCAN MATERIALS #AT6 -PI	1,707.33	1,707.33
0-0-4151.251	KEYSIGHT TECH #AE3	-	585.86
0-0-4151.252	ROCKWELL COLLINS #AJ0	-	675.56
0-0-4151.253	VULCAN MATERIALS #AS8	1,687.50	1,593.75
0-0-4151.254	NEWMARKET #AF4	630.38	927.63
0-0-4151.255	EXELON CORP NTS #AW1	-	108.79
0-0-4151.256	SSM HEALTH CARE #AA3	-	345.14
0-0-4151.257	BANK OF AMER CORP #GK9	859.90	983.94
0-0-4151.258	JPMORGAN CHASE #AE6	1,361.01	1,361.01
0-0-4151.259	KAISER FNDTN HOSPIT #AD5	-	415.00
0-0-4151.260	CONSTELLATION BRANDS #AT5	-	86.25
0-0-4151.261	AT&T INC #DQ2	-	314.03

(This statement is continued on the following pages.)

Lisle-Woodridge Firefighter's Pension Fund

Revenue Report (Continued)

For the Ten Months Ended October 31, 2017

		<u>Current Month</u>	<u>Year to Date</u>
Income Fixed Income Securities (Continued)			
Income Corporate Bonds (Continued)			
0-0-4151.263	SHERWIN-WILLIAMS #AW6	\$ -	\$ 263.54
0-0-4151.264	EXPRESS SCRIPTS #AN8	-	280.98
0-0-4151.265	DOMINION RESOURCES #CT4	-	169.42
0-0-4151.266	GOLDMAN SACHS #WJ9	(238.29)	(238.29)
0-0-4151.268	MOTOROLA SOLUTIONS #BF5	-	485.00
0-0-4151.269	GENERAL MOTORS #BY1	-	139.13
0-0-4151.270	SHERWIN-WILLIAMS #AR7	392.92	507.92
0-0-4151.271	MOTOROLA SOLUTIONS #BE8	-	310.14
0-0-4151.272	EAGLE MATERIALS #AA6	(152.50)	(77.50)
0-0-4151.277	ARES CAPITAL CORP #AU7	-	43.26
0-0-4151.278	REGIONS FNL CORP #AM2	(74.86)	(74.86)
0-0-4151.280	PLAINS ALL AMER PIPE #BL5	-	58.12
0-0-4151.281	ANHEUSER BUSCH #AN6	-	(157.89)
0-0-4151.283	DISCOVERY COMM #AS8	225.00	225.00
0-0-4151.285	HUDSON PACIFIC #AA4	(128.38)	(128.38)
0-0-4151.287	DISCOVERY COMM #AT6	(234.00)	(234.00)
0-0-4151.288	AT&T INC #EL2	(466.56)	(466.56)
Total Income Corporate Bonds		<u>31,314.99</u>	<u>278,576.31</u>
Income US Treasury Notes			
0-0-4252.006	US TREASURY NOTE #SD3	-	3,545.93
0-0-4252.007	US TREASURY NOTE #UN8	1,032.61	9,868.52
0-0-4252.019	US TREASURY NOTE #NT3	-	393.76
0-0-4252.020	US TREASURY NOTE #P46 - PI	-	14,337.42
0-0-4252.036	US TREASURY NOTE #NA4	-	5,761.83
0-0-4252.038	US TREASURY NOTE #2C3	-	4,690.19
0-0-4252.040	US TREASURY NOTE #S76	-	1,575.00
0-0-4252.041	US TREASURY NOTE #2B5	-	1,911.58
0-0-4252.042	US TREASURY NOTE #2F6	-	940.71
0-0-4252.043	US TREASURY NOTE #2D1	-	223.06
0-0-4252.044	US TREASURY NOTE #G20	-	1,415.03
0-0-4252.045	US TREASURY NOTE #2G4	-	83.39
0-0-4252.046	US TREASURY NOTE #T34	-	244.78
0-0-4252.047	US TREASURY NOTE #T59	-	667.58
0-0-4252.048	US TREASURY NOTE #U24	-	6,577.17
0-0-4252.049	US TREASURY NOTE #T67	-	409.70
0-0-4252.050	US TREASURY NOTE #U99	-	4,991.37
0-0-4252.051	US TREASURY NOTE #U73	-	247.24
0-0-4252.052	US TREASURY NOTE #V56	-	895.03
0-0-4252.053	US TREASURY NOTE #W22	-	1,054.04
0-0-4252.054	US TREASURY NOTE #V72	-	567.94
0-0-4252.055	US TREASURY NOTE #V98	-	3,082.75
0-0-4252.056	US TREASURY NOTE #W48	-	34.35
0-0-4252.057	US TREASURY NOTE #W55 - PI	-	330.16
0-0-4252.058	US TREASURY NOTE #W55 -BM	-	1,696.00
0-0-4252.059	US TREASURY NOTE #W30	-	5,017.84
0-0-4252.060	US TREASURY NOTE #L40	-	57.07
0-0-4252.061	US TREASURY NOTE #V64	319.83	878.93
0-0-4252.062	US TREASURY NOTE #W89	-	211.07
0-0-4252.063	US TREASURY NOTE #X47	-	141.64

(This statement is continued on the following pages.)

Lisle-Woodridge Firefighter's Pension Fund

Revenue Report (Continued)

For the Ten Months Ended October 31, 2017

		<u>Current Month</u>	<u>Year to Date</u>
Income Fixed Income Securities (Continued)			
Income US Treasury Notes (Continued)			
0-0-4252.064	US TREASURY NOTE #XT2	\$ -	\$ 111.48
0-0-4252.065	US TREASURY NOTE #XR6	-	2,670.48
0-0-4252.066	US TREASURY NOTE #X88	-	3,536.76
0-0-4252.067	US TREASURY NOTE #X96	-	1,933.29
0-0-4252.068	US TREASURY NOTE #XS4	-	(3,761.16)
0-0-4252.069	US TREASURY NOTE #X39	208.51	85.65
0-0-4252.070	US TREASURY NOTE #2P4	2,554.69	1,709.40
0-0-4252.071	US TREASURY NOTE #2R0	955.82	(429.58)
0-0-4252.072	US TREASURY NOTE #2J8	-	519.70
0-0-4252.073	US TREASURY NOTE #2V1	-	(91.16)
0-0-4252.074	US TREASURY NOTE #XT2	2,657.92	559.56
0-0-4252.075	US TREASURY NOTE #2L3	(256.22)	(256.22)
0-0-4252.076	US TREASURY NOTE #2Y5	(525.41)	(525.41)
		<hr/>	<hr/>
	Total Income US Treasury Notes	6,947.75	77,913.87
		<hr/>	<hr/>
Income US Treasury Bonds			
0-0-4255.001	US TREASURY BOND #PW2	-	15,871.47
0-0-4255.003	US TREASURY BOND #QD3	-	4,703.12
0-0-4255.004	US TREASURY BOND #QS0	-	1,949.59
0-0-4255.008	US TREASURY BOND #RT7	-	2,180.70
0-0-4255.009	US TREASURY BOND #RU4	-	909.59
0-0-4255.010	US TREASURY BOND #RX8	(547.83)	(1,193.48)
0-0-4255.011	US TREASURY BOND #RV2	-	4,508.64
0-0-4255.013	US TREASURY BOND #QA9	-	(334.78)
0-0-4255.014	US TREASURY BOND #RX8 -BM	-	(4,666.53)
		<hr/>	<hr/>
	Total Income US Treasury Bonds	(547.83)	23,928.32
		<hr/>	<hr/>
Income FNMA Pool			
0-0-4262.002	FNMA PL 753098 #UX5	93.27	1,010.06
0-0-4262.003	FNMA PL 725946 #P79	208.95	2,284.50
0-0-4262.004	FNMA PL 799519 #G45	16.02	162.38
0-0-4262.005	FNMA PL 799695 #NL9	65.85	696.90
0-0-4262.006	FNMA PL 797665 #FE9	48.53	588.70
0-0-4262.007	FNMA PL 844386 #CX5	4.64	47.02
0-0-4262.008	FNMA PL 865200 #GH6	4.94	53.22
0-0-4262.009	FNMA PL 831541 #ZE9	32.95	380.15
0-0-4262.010	FNMA PL 891601 #RW2	14.57	154.74
0-0-4262.011	FNMA PL 892239 #HQ4	30.87	311.69
0-0-4262.012	FNMA PL 893427 #SQ7	9.64	117.81
0-0-4262.013	FNMA PL 896535 #BC8	15.64	157.99
0-0-4262.014	FNMA PL 900883 #2Q8	86.20	955.86
0-0-4262.015	FNMA PL 937289 #XS0	29.65	328.92
0-0-4262.016	FNMA PL 940525 #LE9	2.86	32.04
0-0-4262.017	FNMA PL 949244 #BM8	16.05	170.25
0-0-4262.018	FNMA PL 966555 #H83	7.98	80.61
0-0-4262.019	FNMA PL 968585 #RE2	-	49.24
0-0-4262.020	FNMA PL 929301 #NS3	54.86	617.38
0-0-4262.021	FNMA PL 983077 #CN5	33.47	364.17
0-0-4262.022	FNMA PL 889409 #DN1	3.50	41.03

(This statement is continued on the following pages.)

Lisle-Woodridge Firefighter's Pension Fund

Revenue Report (Continued)

For the Ten Months Ended October 31, 2017

		<u>Current Month</u>	<u>Year to Date</u>
Income Fixed Income Securities (Continued)			
Income FNMA Pool (Continued)			
0-0-4262.023	FNMA PL 930871 #FLO	\$ 110.31	\$ 1,213.32
0-0-4262.024	FNMA PL AB9754 #ZU3	341.94	3,586.37
0-0-4262.025	FNMA PL AB9763 #Z58	182.65	1,995.17
0-0-4262.026	FNMA PL AB9774 #2G0	384.14	4,057.32
0-0-4262.027	FNMA PL AS2764 #CA9	549.92	5,957.23
0-0-4262.028	FNMA PL AY3728 #EA4	246.39	2,533.24
Total Income FNMA Pool		<u>2,595.79</u>	<u>27,947.31</u>
Income FHLMC Pool			
0-0-4263.001	FHLMC PL C91820 #AV3	180.78	1,939.95
0-0-4263.002	FHLMC PL C91816 #AR2	356.62	3,795.90
0-0-4263.003	FHLMC PL A13570 #6F1	102.42	1,038.94
0-0-4263.004	FHLMC PL A23557 #5S9	688.60	7,031.32
0-0-4263.005	FHLMC PL G08008 #AJ9	6.01	65.51
0-0-4263.006	FHLMC PL A38978 #6P0	31.32	319.65
0-0-4263.007	FHLMC PL G08087 #CZ1	73.81	795.14
0-0-4263.008	FHLMC PL A51101 #GJ8	9.52	96.20
0-0-4263.009	FHLMC PL A54908 #NZ5	188.44	2,217.44
0-0-4263.010	FHLMC PL A54224 #VR6	3.38	34.11
0-0-4263.011	FHLMC PL A53752 #EZ7	185.88	1,878.47
0-0-4263.012	FHLMC PL A62706 #AF7	25.66	286.61
0-0-4263.013	FHLMC PL A64158 #TP2	11.28	121.33
0-0-4263.014	FHLMC PL A67491 #KC2	16.98	215.58
0-0-4263.015	FHLMC PL A69472 #QZ6	34.56	403.73
0-0-4263.016	FHLMC PL A75230 #Y33	29.06	350.75
0-0-4263.017	FHLMC PL G04176 #6M7	30.87	342.31
0-0-4263.018	FHLMC PL A77977 #2J6	24.97	261.73
0-0-4263.019	FHLMC PL G04816 #VH8	76.57	842.67
0-0-4263.020	FHLMC PL G05507 #NY8	52.98	576.58
0-0-4263.021	FHLMC PL G05518 #PB6	58.88	640.82
0-0-4263.022	FHLMC PL C09032 #A91	184.32	1,928.89
0-0-4263.023	FHLMC PL G08542 #S84	340.72	3,682.35
0-0-4263.024	FHLMC PL Q30081 #CT8	360.42	3,908.78
0-0-4263.025	FHLMC PL G08601 #U32	445.05	4,834.75
0-0-4263.026	FHLMC PL G08632 #V23	308.03	3,273.29
0-0-4263.027	FHLMC PL G08670 #W89	280.48	2,915.80
0-0-4263.031	FHLMC PL G08697 #X39	41.03	424.78
0-0-4263.032	FHLMC PL G08741 #ZF0	1,254.91	12,842.23
0-0-4263.033	FHLMC PL G08742 #ZG8	608.87	6,287.25
Total Income FHLMC Pool		<u>6,012.42</u>	<u>63,352.86</u>
Income FFCB			
0-0-4284.001	FFCB #2K2	1,284.38	2,568.76
Total Income FFCB		<u>1,284.38</u>	<u>2,568.76</u>

(This statement is continued on the following pages.)

Lisle-Woodridge Firefighter's Pension Fund
Revenue Report (Continued)
For the Ten Months Ended October 31, 2017

		<u>Current Month</u>	<u>Year to Date</u>
Income Fixed Income Securities (Continued)			
Income FNMA Notes			
0-0-4287.004	FNMA NOTE #E33	\$ -	\$ 2,980.31
0-0-4287.005	FNMA NOTE #G72	-	1,125.00
Total Income FNMA Notes		-	4,105.31
Change in Accrued Interest Rec			
0-0-4295.001	CHANGE IN ACCR INTEREST REC	12,349.74	6,703.79
Total Change in Accrued Interest Rec		12,349.74	6,703.79
Gains (Losses) on Securities			
0-0-4300.001	UNREALIZED GAIN (LOSS)	(192,253.32)	188,518.61
0-0-4400.001	GAIN (LOSS) - SALE OF SECURITY	(16,797.79)	4,592.13
Total Gains (Losses) on Securities		(209,051.11)	193,110.74
Total Income Fixed Income Securities		(149,093.87)	678,207.27
Income Equity Securities			
Income Stock Equities			
0-0-4450.001	DVD - UBS - RNC GENTER	3,752.02	64,350.91
0-0-4450.002	DVD - UBS - CHILTON	7,713.90	53,137.35
0-0-4450.003	DVD - UBS - STONEBRIDGE	10,124.82	89,436.70
Total Income/Dividends Stock Equities		21,590.74	206,924.96
0-0-4460.001	G/L - UBS - RNC GENTER	155,705.43	220,058.84
0-0-4460.002	G/L - UBS - CHILTON	(13,317.88)	(1,470.94)
0-0-4460.003	G/L - UBS - STONEBRIDGE	(19,326.69)	83,837.72
Total Income/Gain (Loss) Stock Equities		123,060.86	302,425.62
Total Income Stock Equities		144,651.60	509,350.58
Income Mutual Funds			
0-0-4550.001	DVD - LAZARD EMERGING MKTS	0.00	13,812.51
0-0-4550.006	DVD - BLACKROCK STRATEGIC INC	8,052.57	82,021.54
0-0-4550.007	DVD - PIONEER STRATEGIC INC	7,864.80	80,732.36
0-0-4550.009	DVD - SPDR BARCLAYS	-	36,533.81
0-0-4550.013	DVD - ISHARES CORE EMERG MKTS	-	18,413.79
Total Income/Dividends Mutual Funds		15,917.37	231,514.01
0-0-4560.001	G/L - LAZARD EMERGING MKTS	44,018.44	533,273.61
0-0-4560.002	G/L - FMI COMMON STOCK	164,896.07	305,149.88
0-0-4560.003	G/L - INVESCO INTL GROWTH	135,653.08	627,797.35
0-0-4560.004	G/L - MFS INTL VALUE	146,456.37	661,685.90
0-0-4560.005	G/L - LOOMIS SAYLES GROWTH	135,249.82	695,507.25
0-0-4560.006	G/L - BLACKROCK STRATEGIC INC	6,071.13	41,961.75
0-0-4560.007	G/L - PIONEER STRATEGIC INC	(10,221.28)	47,673.55
0-0-4560.008	G/L - WELLS FARGO ABS RETURN	53,273.99	415,851.92

(This statement is continued on the following page.)

Lisle-Woodridge Firefighter's Pension Fund

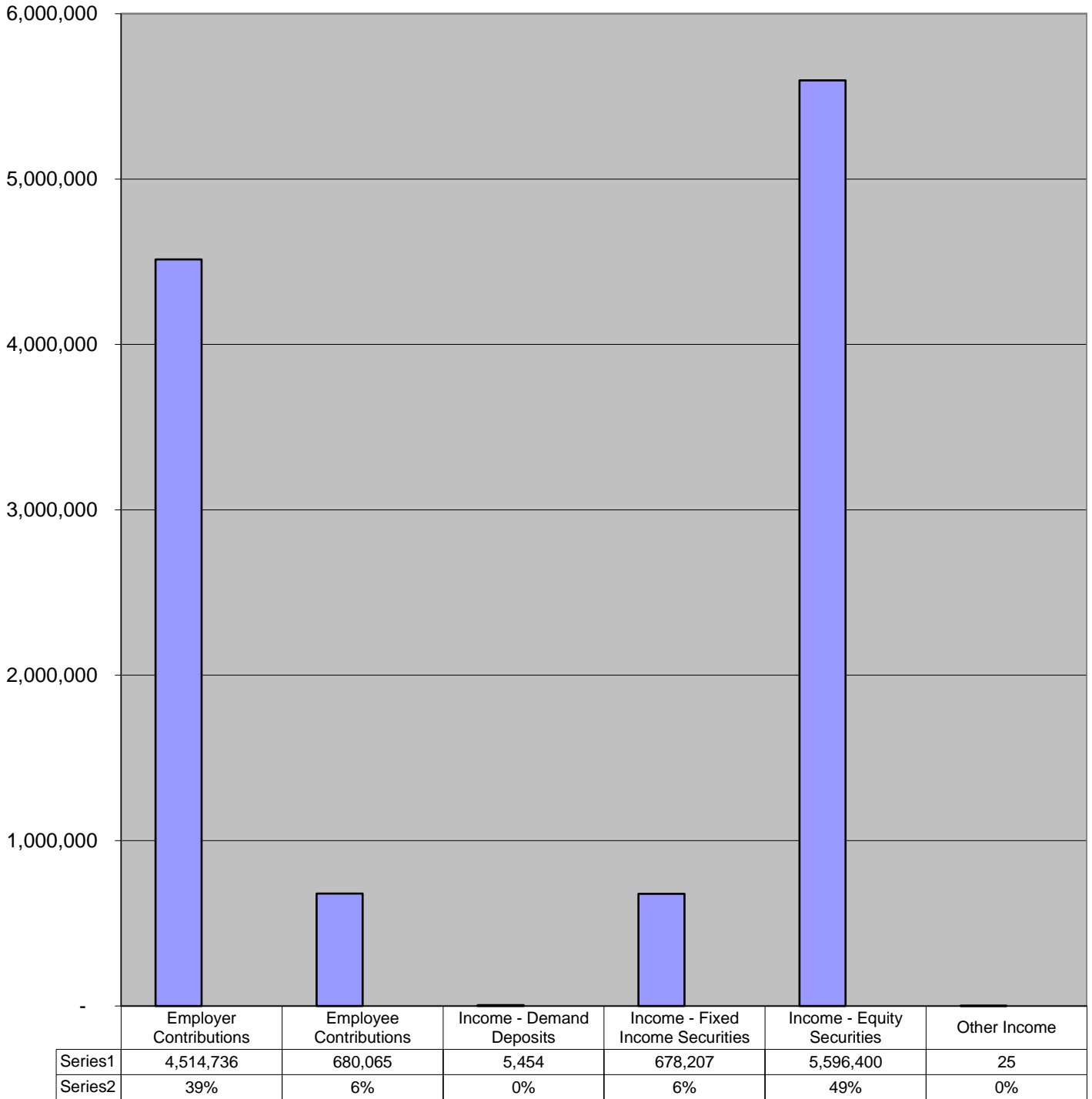
Revenue Report (Continued)

For the Ten Months Ended October 31, 2017

		<u>Current Month</u>	<u>Year to Date</u>
Income Equity Securities (Continued)			
Income Mutual Funds (Continued)			
0-0-4560.009	G/L - SPDR BARCLAYS	\$ -	\$ 133,092.52
0-0-4560.010	G/L - INVESCO S&P 500	148,853.62	442,728.32
0-0-4560.011	G/L - JP MORGAN FDS UNDIS MGRS BEHAV	161,138.39	183,307.64
0-0-4560.012	G/L - UNDISCOVERED MG BH VL SL	38,664.84	35,306.65
0-0-4560.013	G/L - ISHARES CORE EMERG MKTS	98,073.93	732,198.92
	Total Income/Gain (Loss) Mutual Funds	<u>1,122,128.40</u>	<u>4,855,535.26</u>
Other Income			
0-0-4900.001	OTHER INCOME	-	25.00
	Total Other Income	<u>-</u>	<u>25.00</u>
	Total Income Mutual Funds	<u>1,138,045.77</u>	<u>5,087,049.27</u>
	Total Income Equity Securities	<u>1,282,697.37</u>	<u>5,596,399.85</u>
	Total Income Cash and Investments	<u>1,135,070.57</u>	<u>6,280,085.67</u>
TOTAL REVENUES		<u>\$ 1,238,686.54</u>	<u>\$ 11,474,886.35</u>

(See accountant's compilation report.)

**Lisle-Woodridge Firefighter's Pension Fund
Revenues
For Ten Months Ended October 31, 2017**



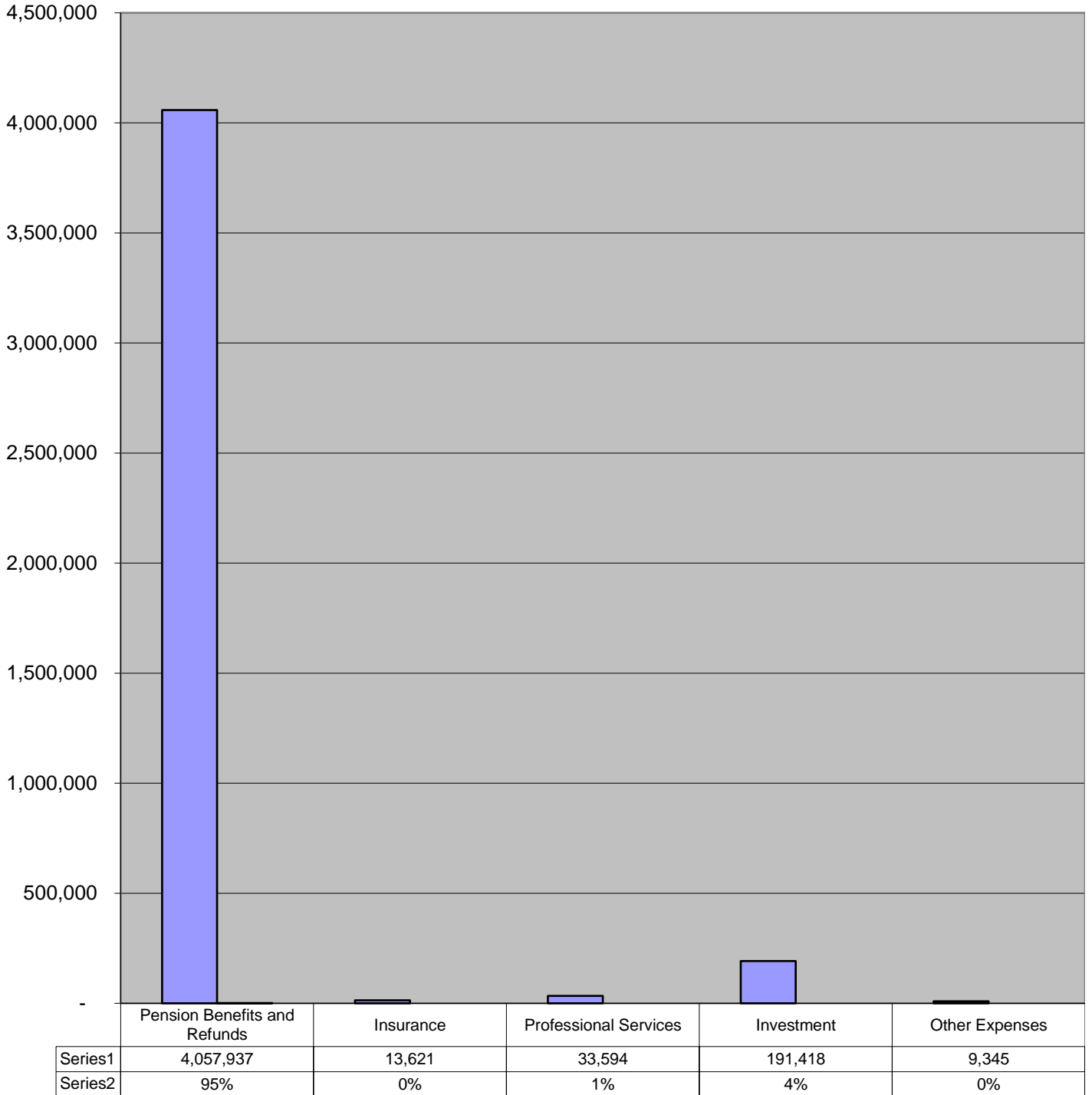
(See accountant's compilation report.)

Lisle-Woodridge Firefighter's Pension Fund
Expense Report
For the Ten Months Ended October 31, 2017

		Current Month	Year to Date	FY17 Annual Budget
Expenses				
Administrative				
Pension Benefits and Refunds				
0-0-5020.000	SERVICE PENSIONS	\$ 375,089.25	\$ 3,646,593.32	\$ 4,251,700.00
0-0-5030.000	NON-DUTY DISABILITY PENSIONS	6,874.77	68,747.70	84,100.00
0-0-5040.000	DUTY DISABILITY PENSIONS	23,612.85	236,128.50	291,800.00
0-0-5050.000	OCCUPATIONAL DISEASE PENSIONS	8,359.58	83,595.80	103,300.00
0-0-5060.000	SURVIVING SPOUSE PENSIONS	2,156.35	21,563.50	25,900.00
0-0-5100.000	REFUND OF CONTRIBUTIONS	-	1,307.93	15,000.00
	Total Pension Benefit and Refunds	416,092.80	4,057,936.75	4,771,800.00
Insurance				
0-0-5150.001	FIDUCIARY INSURANCE	-	13,621.00	20,000.00
	Total Insurance	-	13,621.00	20,000.00
Professional Services				
0-0-5170.001	ACTUARIAL SERVICES	-	4,400.00	-
0-0-5170.002	AUDITING SERVICES	-	3,500.00	4,500.00
0-0-5170.003	ACCOUNTING & BOOKKEEPING SERV	-	15,905.00	18,200.00
0-0-5170.004	MEDICAL SERVICES	-	3,975.00	10,300.00
0-0-5170.005	LEGAL SERVICES	-	5,590.54	25,000.00
0-0-5170.006	PUBLIC STENOGRAPHER/CT REPORT	-	223.76	1,100.00
	Total Professional Services	-	33,594.30	59,100.00
Investment				
0-0-5190.001	INVESTMENT MGR/ADVISOR FEES	45,323.44	191,038.48	228,500.00
0-0-5190.004	SAFE DEPOSIT AND BANK FEES	38.00	380.00	500.00
	Total Investment	45,361.44	191,418.48	229,000.00
Other Expenses				
0-0-5290.025	CONFERENCE/SEMINAR FEES	-	550.00	6,200.00
0-0-5290.026	ASSOCIATION DUES	-	795.00	1,000.00
0-0-5290.028	POSTAGE EXPENSE	-	-	200.00
0-0-5290.030	SUPPLIES EXPENSE	-	-	1,400.00
0-0-5290.034	IDOI FILING EXPENSE	-	8,000.00	8,000.00
0-0-5290.035	OTHER EXPENSE	-	-	10,500.00
	Total Other Expenses	-	9,345.00	27,300.00
	Total Administrative	45,361.44	247,978.78	335,400.00
TOTAL EXPENSES		\$ 461,454.24	\$ 4,305,915.53	\$ 5,107,200.00

(See accountant's compilation report.)

**Lisle-Woodridge Firefighter's Pension Fund
Expenses
For Ten Months Ended October 31, 2017**



(See accountant's compilation report.)

Lisle-Woodridge Firefighter's Pension Fund
Summary of Property Tax Receipts through October 31, 2017
DuPage County and Will County

	<u>Total Property Taxes</u>
Fiscal Year Ending December 31, 2017	
Per Property Tax Remittances:	
Total DuPage County Collections	\$ 4,514,735.90
Total Will County Collections	<u>-</u>
Total Collections	<u><u>\$ 4,514,735.90</u></u>

(See accountant's compilation report.)

Lisle-Woodridge Firefighter's Pension Fund
Summary of Property Tax Receipts through October 31, 2017
DuPage County

		2016 Taxes	2015 Taxes	2014 Taxes
Fiscal Year Ending December 31, 2017				
	1/10/2017	\$ -	\$ 128.95	\$ -
	2/15/2017	-	10.20	9.26
	5/31/2017	837,196.48	-	-
	6/7/2017	730,209.01	-	-
	6/14/2017	783,039.60	-	-
	6/30/2017	43,450.33	-	-
	7/11/2017	-	57.11	-
	7/31/2017	55,655.47	-	-
	8/31/2017	1,236,634.13	-	-
	9/7/2017	278,885.94	-	-
	9/15/2017	430,971.65	-	-
	9/19/2017	-	-	-
	9/29/2017	76,180.43	-	-
	10/31/2017	42,267.36	-	-
		<u>\$ 4,514,490.40</u>	<u>\$ 196.26</u>	<u>\$ 9.26</u>

		2015 Taxes	2014 Taxes
Fiscal Year Ending December 31, 2016			
		<u>\$ 4,083,978.00</u>	<u>\$ 10,153.45</u>

SUMMARY		2016 Taxes	2015 Taxes	2014 Taxes
TOTAL COLLECTED		<u>\$ 4,514,490.40</u>	<u>\$ 4,084,174.26</u>	<u>\$ 10,162.71</u>
TAX LEVIED		<u>\$ 4,596,387.82</u>	<u>\$ 4,097,019.02</u>	<u>*</u>
TAX EXTENDED		<u>\$ 4,565,043.84</u>	<u>\$ 4,090,999.18</u>	<u>*</u>
% COLLECTED		<u>98.89%</u>	<u>99.83%</u>	<u>*</u>
EXTENDED LESS COLLECTED		<u>\$ 50,553.44</u>	<u>\$ 6,824.92</u>	<u>*</u>

* Information is not available.

Lisle-Woodridge Firefighter's Pension Fund
Summary of Property Tax Receipts through October 31, 2017
Will County

	2016 Taxes	2015 Taxes	2014 Taxes
Fiscal Year Ending December 31, 2017	\$ -	\$ -	\$ -
	\$ -	\$ -	\$ -

	2015 Taxes	2014 Taxes
Fiscal Year Ending December 31, 2016	\$ 3,129.32	\$ 431.97

SUMMARY	2016 Taxes	2015 Taxes	2014 Taxes
TOTAL COLLECTED	\$ -	\$ 3,129.32	\$ 431.97
TAX LEVIED	\$ 3,452.15	\$ 3,129.98	*
TAX EXTENDED	\$ 3,452.15	\$ 3,129.98	*
% COLLECTED	0.00%	99.98%	*
EXTENDED LESS COLLECTED	\$ 3,452.15	\$ 0.66	*

* Information is not available.

**Lisle-Woodridge Firefighter's Pension Fund Cash Projections FY2017
MB Financial Bank**

Starting Date 1/1/2017

	Beginning	Jan-17	Feb-17	Mar-17	Apr-17	May-17	Jun-17	Jul-17	Aug-17	Sep-17	Oct-17	Nov-17	Dec-17	Total
Cash on Hand (beginning of month)	34,042	34,042	33,374	39,270	67,844	65,132	54,780	45,355	46,213	73,552	58,683	47,830	30,496	
CASH RECEIVED														
Distribution Funding		345,000	345,000	345,000	345,000	345,000	345,000	345,000	345,000	345,000	350,000	350,000	350,000	4,155,000
Member Contributions		61,637	59,485	95,146	58,997	66,079	64,117	60,974	90,601	61,679	61,349	61,000	57,000	798,064
Other Misc		-	25	-	-	-	-	-	-	-	-	-	-	25
TOTAL CASH RECEIVED		406,637	404,510	440,146	403,997	411,079	409,117	405,974	435,601	406,679	411,349	411,000	407,000	4,953,089
Total Cash Available	34,042	440,679	437,884	479,416	471,841	476,211	463,897	451,329	481,814	480,231	470,032	458,830	437,496	
CASH PAID OUT														
Pension Payments		398,143	398,576	405,798	404,966	404,966	405,078	405,078	405,441	410,585	416,093	416,334	416,334	4,887,392
Pension Refunds		-	-	-	-	-	-	-	-	262	1,046	-	-	1,308
Other Expenses		9,162	38	5,774	1,743	16,465	13,464	38	2,821	10,701	5,063	12,000	1,000	78,269
Wire Transfers Out (In)		-	-	-	-	-	-	-	-	-	-	-	-	-
TOTAL CASH PAID OUT		407,305	398,614	411,572	406,709	421,431	418,542	405,116	408,262	421,548	422,202	428,334	417,334	4,966,969
Cash on Hand (end of month)	34,042	33,374	39,270	67,844	65,132	54,780	45,355	46,213	73,552	58,683	47,830	30,496	20,162	

** Amount estimated**

(See accountant's compilation report.)