

LISLE-WOODRIDGE FIREFIGHTER'S PENSION FUND

ACCOUNTANT'S COMPILATION REPORT

For the Five Months Ended
May 31, 2017



LISLE-WOODRIDGE FIREFIGHTER'S PENSION FUND
TABLE OF CONTENTS

	<u>Page(s)</u>
ACCOUNTANT'S COMPILATION REPORT.....	1
BASIC FINANCIAL STATEMENTS	
Statement of Fiduciary Net Position.....	2
Statement of Changes in Fiduciary Net Position.....	3
SUPPLEMENTARY INFORMATION	
Balance Sheet.....	4-10
Cash and Investments Chart.....	11
Revenue Report.....	12-19
Revenues Chart.....	20
Expense Report.....	21
Expenses Chart.....	22
Property Tax Revenue Analysis.....	23-25
• DuPage County	
• Will County	
Cash Flow Projections Report FY2017.....	26



630.566.8400 // www.sikich.com

1415 W. Diehl Road, Suite 400
Naperville, Illinois 60563

Certified Public Accountants & Advisors
Members of American Institute of Certified Public Accountants

ACCOUNTANT'S COMPILATION REPORT

The Honorable President
Members of the Board of Trustees
Lisle-Woodridge Firefighter's Pension Fund
Lisle, Illinois 60532

Management is responsible for the accompanying statement of fiduciary net position of the Lisle-Woodridge Firefighter's Pension Fund, a pension trust fund of the Lisle-Woodridge Fire Protection District of Lisle, Illinois, as of May 31, 2017 and the related statement of changes in fiduciary net position for the five months ended May 31, 2017. We have performed a compilation engagement in accordance with Statements on Standards for Accounting and Review Services promulgated by the Accounting and Review Services Committee of the AICPA. We did not audit or review the financial statements nor were we required to perform any procedures to verify the accuracy or completeness of the information provided by management. Accordingly, we do not express an opinion, a conclusion, nor provide any form of assurance on these financial statements.

The accompanying supplementary information is presented for purposes of additional analysis and is not a required part of the basic financial statements. Such information is the responsibility of management. The supplementary information was subject to our compilation engagement. We have not audited or reviewed the supplementary information and do not express an opinion, a conclusion, nor provide any assurance on such supplementary information.

Management has elected to omit substantially all of the disclosures and required supplementary information required by accounting principles generally accepted in the United States of America. If the omitted disclosures and required supplementary information were included in the financial statements, they might influence the user's conclusions about the Firefighter's Pension Fund's assets, liabilities, net position, additions and deductions. Accordingly, these financial statements are not designed for those who are not informed about such matters.

Sikich LLP

Naperville, Illinois
June 9, 2017

BASIC FINANCIAL STATEMENTS

Lisle-Woodridge Firefighter's Pension Fund

Statement of Fiduciary Net Position

May 31, 2017

ASSETS

Cash and Investments

Demand Deposits	\$	1,401,747.87
Corporate Bonds		8,620,800.75
US Treasury Notes		5,922,496.33
US Treasury Bonds		1,175,791.49
FNMA Pool		834,318.21
FHLMC Pool		2,058,404.91
FFCB Bonds		137,000.00
FNMA Notes		439,132.12
Unrealized Gains (Losses)		314,725.69
Stock Equities		5,955,294.01
Mutual Funds		34,432,193.37

Other Assets

Accrued Interest Receivable		<u>119,784.03</u>
-----------------------------	--	-------------------

Total Assets 61,411,688.78

LIABILITIES

None

-

NET POSITION RESTRICTED FOR PENSIONS

\$ 61,411,688.78

(See accountant's compilation report.)

Lisle- Woodridge Firefighter's Pension Fund
Statement of Changes in Fiduciary Net Position
For the Five Months Ended May 31, 2017

ADDITIONS

Contributions		
Employer Contributions	\$	837,344.89
Employee Contributions		341,344.89
		1,178,689.78
Investment Income		
Net Appreciations (Depreciation) in Fair Value of Investments		
Fixed Income Securities		264,881.24
Stock Equity		78,402.22
Mutual Funds		2,783,276.52
Interest and Dividends		
Demand Deposits		1,232.34
Fixed Income Securities		241,230.29
Stock Equity		96,801.76
Mutual Funds		109,466.16
		3,575,290.53
Less Investment Expense		(95,265.14)
		3,480,025.39
Total Other Income		25.00
		4,658,740.17

DEDUCTIONS

Pension Benefits and Refunds		
Pension Benefits		2,014,352.77
Administrative Expenses		
Insurance		13,621.00
Professional Services		15,672.24
Other Expenses		795.00
		2,044,441.01

Net Increase (Decrease) 2,614,299.16

Net Position Restricted for Pensions
January 1 58,797,389.62

End of Period \$ 61,411,688.78

(See accountant's compilation report.)

SUPPLEMENTARY INFORMATION

Lisle-Woodridge Firefighter's Pension Fund

Balance Sheet

May 31, 2017

Demand Deposits

0-0-1100.001	PETTY CASH	\$ 100.00
0-0-1102.001	CK - MB FINANCIAL #4710000418	47,451.66
0-0-1105.001	UBS-EM22472 CASH	853,125.33
0-0-1105.002	UBS-EM22475 LAZARD	5.62
0-0-1105.003	UBS-EM22478 FMI	10.59
0-0-1105.004	UBS-EM22480 INVESCO	13.71
0-0-1105.005	UBS-EM22487 PACIFIC INCOME	54,388.67
0-0-1105.006	UBS-EM22500 RNC GENTER	48,501.95
0-0-1105.007	UBS-EM22958 MFS	2.27
0-0-1105.008	UBS-EM24449 BRADFORD	280,177.52
0-0-1105.009	UBS-EM24453 CHILTON	5,718.14
0-0-1105.010	UBS-EM24456 STONEBRIDGE	68,755.95
0-0-1105.011	UBS-EM24457 LOOMIS SAYLES	0.33
0-0-1105.012	UBS-EM24458 BLACKROCK	0.63
0-0-1105.013	UBS-EM24460 PIONEER INCOME	0.89
0-0-1105.014	UBS-EM24465 WELLS FARGO	142.10
0-0-1105.015	UBS-EM24466 BARCLAYS	41,342.69
0-0-1105.016	UBS-EM24468 INVESCO SP 500	1.93
0-0-1105.017	UBS-EM24469 JPMORGAN	10.40
0-0-1105.018	UBS-EM24478 ISHARES	1,997.49
		<hr/>
	Total Demand Deposits	1,401,747.87

Corporate Bonds

0-0-1151.002	REGIONS FINL CORP #AJ9	50,017.76
0-0-1151.003	FIFTH THIRD BANCORP #AD2	74,247.39
0-0-1151.004	STANLEY BLACK & DECKER #AB7	50,019.10
0-0-1151.005	ARES CAPITAL CORP #AN3	41,859.43
0-0-1151.008	RAYMOND JAMES #AB5	60,235.16
0-0-1151.012	AT&T INC #CL4	98,060.00
0-0-1151.014	PNC FUNDING CORP #BL6	92,777.70
0-0-1151.016	PRIVATE EXPT FDG #DV1	110,708.07
0-0-1151.017	FIDELITY NATL #AP1	44,941.05
0-0-1151.021	STIFEL FINANCIAL #AE2	44,826.30
0-0-1151.036	INTERPUB GROUP #BL3	104,914.24
0-0-1151.037	ESSEX PORTFOLIO LP #AN7	52,456.62
0-0-1151.038	NATIONAL RETAIL PROP #AG1	51,953.53
0-0-1151.050	HAWAIIAN AIRLINES #AA5	85,524.13
0-0-1151.052	CBRE SERVICES INC #AD2	49,620.00
0-0-1151.054	KILROY REALTY #AK8	52,170.91
0-0-1151.068	US AIRWAYS #AA1	85,024.64
0-0-1151.075	WELLS FARGO & CO #FG0	79,516.44
0-0-1151.076	BAFC NTS #DX4	82,023.48
0-0-1151.079	DU PONT DE NEMOURS #BW8	85,270.28
0-0-1151.081	RPM INTL INC #AR4	83,772.74
0-0-1151.082	BOEING CAPITAL #AL8	83,338.31
0-0-1151.083	LABORATORY CORP #AR3 -PI	79,910.40
0-0-1151.085	EXELON CORP NTS #AH4	74,985.75
0-0-1151.086	BB&T CORP MED #AU7	74,958.00
0-0-1151.087	CARLISLE COS INC #AE0	81,483.66

(This statement is continued on the following pages.)

Lisle-Woodridge Firefighter's Pension Fund

Balance Sheet (Continued)

May 31, 2017

Corporate Bonds (Continued)

0-0-1151.088	PROLOGIS LP #AY7	\$	94,984.80
0-0-1151.089	TEXTRON INC #BT7		69,885.20
0-0-1151.091	GOLDMAN SACHS GROUP #GQ1		76,220.00
0-0-1151.092	OWENS & MINOR #AD4		79,631.20
0-0-1151.093	CITIGROUP INC #FT3		75,703.95
0-0-1151.094	J P MORGAN CHASE #JD3		101,309.51
0-0-1151.095	MICROSOFT CORP #BA1		79,861.60
0-0-1151.097	AMERICAN TOWER #AA8 -PI		80,529.93
0-0-1151.100	AGILENT TECHNOLOGIES #AH4		77,403.20
0-0-1151.101	NBCUNIVERSAL MEDIA #AH3		74,721.20
0-0-1151.102	GATX CORP #AQ6		66,802.78
0-0-1151.105	STARBUCKS CORP #AD1		74,682.75
0-0-1151.106	MOSAIC CO #AC7		75,212.99
0-0-1151.108	FMC CORP NTS #AS4		74,880.00
0-0-1151.109	HOME DEPOT #BC5		74,610.75
0-0-1151.110	SIGNET UK FIN #AA1		74,699.25
0-0-1151.111	MONSANTO CO #AU5		72,874.50
0-0-1151.112	TYCO ELECTRONICS #AR8		74,710.50
0-0-1151.113	CADENCE DESIGN SYS #AL2		64,749.10
0-0-1151.116	FISERV INC #AP3		74,949.75
0-0-1151.117	CVS CAREMARK CORP #CL2		60,175.03
0-0-1151.118	COCA COLA BOT #AK8 -PI		69,982.50
0-0-1151.119	WORTHINGTON INDUSTRIES #AE2		64,862.85
0-0-1151.120	AMER AIRLN 15-2 #AB2		76,213.04
0-0-1151.122	PARKER HANNIFIN #AM7		79,914.40
0-0-1151.124	DUKE ENERGY CAROLINAS #AE4		89,630.30
0-0-1151.125	STANLEY BLACK & DECKER #AA9		78,857.60
0-0-1151.127	BLACK HILLS #AK5		49,938.50
0-0-1151.141	TOTAL SYS SERVICES #AD1		54,876.80
0-0-1151.143	E TRADE #BL7		47,756.25
0-0-1151.145	SYSCO #BD8		50,072.20
0-0-1151.147	HANOVER INS. #AF2 BRADFORD		44,895.15
0-0-1151.148	TRI-STATE #AH1		42,005.27
0-0-1151.149	ONEOK PARTNERS #AL7		44,850.85
0-0-1151.150	EQUIFAX #AK1		69,966.40
0-0-1151.158	COLUMBIA PIPELINE #AF6		47,562.75
0-0-1151.169	NEW YORK & PRESBY #AD6		59,997.60
0-0-1151.171	ORACLE CORP #BJ3		59,989.20
0-0-1151.182	AIR LEASE CORP #AN4		58,906.91
0-0-1151.183	BUNGE LTD FIN #AX8		80,381.62
0-0-1151.184	ARCHER-DANIELS #BL5		80,550.09
0-0-1151.185	INTL PAPER CO #CP6		79,699.20
0-0-1151.189	KITE REALTY #AA1		29,879.70
0-0-1151.190	GOLDMAN SACHS #AG5		44,953.65
0-0-1151.191	FLOWERS FOODS #AB7		74,716.25
0-0-1151.192	CABOT CORP #AK7		79,879.20
0-0-1151.193	INGREDION INC #AB8 - PI		79,965.60
0-0-1151.194	SHIRE ACQ INV IRELAND #AB5		80,304.80
0-0-1151.196	PHILLIPS 66 PARTNERS #AE8		24,825.77
0-0-1151.198	AMERICAN TOWER CORP #AD2		56,798.44

(This statement is continued on the following pages.)

Lisle-Woodridge Firefighter's Pension Fund

Balance Sheet (Continued)

May 31, 2017

Corporate Bonds (Continued)

0-0-1151.200	SEMPRA ENERGY #AZ2	\$	94,903.10
0-0-1151.201	XYLEM INC B/E #AJ9		79,835.20
0-0-1151.202	ERP OPERATING LP B/E #BF9		79,472.80
0-0-1151.205	KINDER MORGAN ENERGY #BS4		76,978.50
0-0-1151.207	OCCIDENTAL PETROLEUM #CM5		54,768.45
0-0-1151.210	GOLDMAN SACHS GROUP INC #AH3		49,043.25
0-0-1151.211	HOLLYFRONTIER CORP #AA6		25,024.55
0-0-1151.213	ABBOTT LABS #BF6 BRADFORD		54,590.80
0-0-1151.214	BROADRIDGE FINANCIAL #AC7 PACIFIC INCOME		79,671.20
0-0-1151.215	ABBOTT LABS #BF6 PACIFIC INCOME		79,404.80
0-0-1151.216	HANOVER INS. #AF2 PACIFIC INCOME		69,836.90
0-0-1151.217	VALERO ENERGY PARTNERS #AA0		30,007.86
0-0-1151.218	EPR PROPERTIES #AC3		39,371.60
0-0-1151.219	UNITE 2014-2 #AA4		41,756.47
0-0-1151.220	UNUM GROUP #AK2		45,629.45
0-0-1151.221	TRANSATLANTIC HLDGS #AB0		51,330.00
0-0-1151.224	WELLS FARGO & CO #SK8		85,035.50
0-0-1151.225	SUNTRUST BANK #AR8		104,960.10
0-0-1151.226	MICROSOFT CORP #BY9		64,769.25
0-0-1151.227	APPLE INC #CG3		54,975.80
0-0-1151.229	APPLE #CK4		64,968.15
0-0-1151.230	HEXCEL CORP #AN8		69,666.90
0-0-1151.231	KRAFT HEINZ #AB2		51,120.30
0-0-1151.232	ENBRIDGE ENERGY #AP1		48,453.60
0-0-1151.233	ANHEUSER BUSCH #AP1		50,547.00
0-0-1151.234	JPMORGAN CHASE #RY8		76,455.00
0-0-1151.235	FIRST HORIZON NATL #AB1		56,537.25
0-0-1151.236	PHYSICIANS REALTY #AA0		49,838.50
0-0-1151.237	MERCURY GENL #AB6		74,885.25
0-0-1151.238	CAPITAL ONE FINANCIAL #BN4		114,648.10
0-0-1151.239	CITIGROUP INC #LD1		69,906.20
0-0-1151.240	MORGAN STANLEY #EF9		49,276.00
0-0-1151.243	VERIZON COMM #DV3		19,962.00
0-0-1151.245	WYNDHAM WORLDWIDE #AN8		64,853.75
0-0-1151.246	MERCURY GENL #AB6 -PI		79,877.60
0-0-1151.247	CAPITAL ONE FINANCIAL #BN4 -PI		79,755.20
0-0-1151.248	GREAT PLAINS ENERGY #AJ9		79,694.40
0-0-1151.249	CINTAS CORP #AN0		79,692.80
0-0-1151.250	VULCAN MATERIALS #AT6 -PI		79,682.40
0-0-1151.251	KEYSIGHT TECH #AE3		34,955.55
0-0-1151.252	ROCKWELL COLLINS #AJ0		49,856.00
0-0-1151.253	VULCAN MATERIALS #AS8		79,047.00
0-0-1151.254	NEWMARKET #AF4		46,439.55
0-0-1151.256	SSM HEALTH CARE #AA3		95,557.15
0-0-1151.257	BANK OF AMER CORP #GK9		65,000.00
0-0-1151.258	JPMORGAN CHASE #AE6		95,000.00
0-0-1151.259	KAISER FNDTN HOSPIT #AD5		74,288.25
0-0-1151.260	CONSTELLATION BRANDS #AT5		29,867.70
0-0-1151.261	AT&T INC #DQ2		35,506.45
0-0-1151.262	BK OF NY MELLON #AC1		90,000.00

(This statement is continued on the following pages.)

Lisle-Woodridge Firefighter's Pension Fund

Balance Sheet (Continued)

May 31, 2017

Corporate Bonds (Continued)

0-0-1151.263	SHERWIN-WILLIAMS #AW6	\$ 49,818.50
0-0-1151.264	EXPRESS SCRIPTS #AN8	23,776.00
0-0-1151.265	DOMINION RESOURCES #CT4	<u>55,056.65</u>

Total Corporate Bonds	<u>8,620,800.75</u>
-----------------------	---------------------

US Treasury Notes

0-0-1252.006	US TREASURY NOTE #SD3	285,015.37
0-0-1252.007	US TREASURY NOTE #UN8	467,895.48
0-0-1252.019	US TREASURY NOTE #NT3	15,805.13
0-0-1252.020	US TREASURY NOTE #P46 - PI	941,527.50
0-0-1252.040	US TREASURY NOTE #S76	139,778.43
0-0-1252.044	US TREASURY NOTE #G20	30,166.79
0-0-1252.053	US TREASURY NOTE #W22	74,619.14
0-0-1252.055	US TREASURY NOTE #V98	780,867.94
0-0-1252.056	US TREASURY NOTE #W48	10,052.34
0-0-1252.057	US TREASURY NOTE #W55 -PI	40,145.45
0-0-1252.058	US TREASURY NOTE #W55 -BM	453,494.39
0-0-1252.059	US TREASURY NOTE #W30	2,297,526.26
0-0-1252.061	US TREASURY NOTE #V64	200,249.76
0-0-1252.062	US TREASURY NOTE #W89	80,176.56
0-0-1252.063	US TREASURY NOTE #X47	<u>105,175.79</u>

Total US Treasury Notes	<u>5,922,496.33</u>
-------------------------	---------------------

US Treasury Bonds

0-0-1255.001	US TREASURY BOND #PW2	539,515.18
0-0-1255.003	US TREASURY BOND #QD3	207,417.07
0-0-1255.004	US TREASURY BOND #QS0	122,997.58
0-0-1255.009	US TREASURY BOND #RU4	71,582.35
0-0-1255.010	US TREASURY BOND #RX8	132,067.32
0-0-1255.011	US TREASURY BOND #RV2	<u>102,211.99</u>

Total US Treasury Bonds	<u>1,175,791.49</u>
-------------------------	---------------------

FNMA Pool

0-0-1262.002	FNMA PL 753098 #UX5	20,674.17
0-0-1262.003	FNMA PL 725946 #P79	49,872.76
0-0-1262.004	FNMA PL 799519 #G45	3,557.21
0-0-1262.005	FNMA PL 799695 #NL9	13,782.70
0-0-1262.006	FNMA PL 797665 #FE9	12,352.71
0-0-1262.007	FNMA PL 844386 #CX5	934.60
0-0-1262.008	FNMA PL 865200 #GH6	1,164.56
0-0-1262.009	FNMA PL 831541 #ZE9	7,484.76
0-0-1262.010	FNMA PL 891601 #RW2	2,945.55
0-0-1262.011	FNMA PL 892239 #HQ4	5,762.15
0-0-1262.012	FNMA PL 893427 #SQ7	2,398.01
0-0-1262.013	FNMA PL 896535 #BC8	3,159.29
0-0-1262.014	FNMA PL 900883 #2Q8	19,590.51
0-0-1262.015	FNMA PL 937289 #XS0	6,615.29

(This statement is continued on the following pages.)

Lisle-Woodridge Firefighter's Pension Fund

Balance Sheet (Continued)

May 31, 2017

FNMA Pool (Continued)

0-0-1262.016	FNMA PL 940525 #LE9	\$	602.92
0-0-1262.017	FNMA PL 949244 #BM8		3,549.11
0-0-1262.018	FNMA PL 966555 #H83		1,549.60
0-0-1262.020	FNMA PL 929301 #NS3		16,019.70
0-0-1262.021	FNMA PL 983077 #CN5		9,478.88
0-0-1262.022	FNMA PL 889409 #DN1		820.26
0-0-1262.023	FNMA PL 930871 #FL0		31,591.29
0-0-1262.024	FNMA PL AB9754 #ZU3		120,080.81
0-0-1262.025	FNMA PL AB9763 #Z58		67,702.26
0-0-1262.026	FNMA PL AB9774 #2G0		136,782.40
0-0-1262.027	FNMA PL AS2764 #CA9		194,853.20
0-0-1262.028	FNMA PL AY3728 #EA4		100,993.51
			<hr/>
	Total FNMA Pool		834,318.21

FHLMC Pool

0-0-1263.001	FHLMC PL C91820 #AV3		70,798.43
0-0-1263.002	FHLMC PL C91816 #AR2		139,814.11
0-0-1263.003	FHLMC PL A13570 #6F1		21,523.50
0-0-1263.004	FHLMC PL A23557 #5S9		136,722.65
0-0-1263.005	FHLMC PL G08008 #AJ9		1,231.75
0-0-1263.006	FHLMC PL A38978 #6P0		6,555.21
0-0-1263.007	FHLMC PL G08087 #CZ1		16,098.91
0-0-1263.008	FHLMC PL A51101 #GJ8		1,946.98
0-0-1263.009	FHLMC PL A54908 #NZ5		43,562.91
0-0-1263.010	FHLMC PL A54224 #VR6		685.49
0-0-1263.011	FHLMC PL A53752 #EZ7		39,452.02
0-0-1263.012	FHLMC PL A62706 #AF7		5,519.07
0-0-1263.013	FHLMC PL A64158 #TP2		2,275.40
0-0-1263.014	FHLMC PL A67491 #KC2		3,898.43
0-0-1263.015	FHLMC PL A69472 #QZ6		7,240.85
0-0-1263.016	FHLMC PL A75230 #Y33		8,663.88
0-0-1263.017	FHLMC PL G04176 #6M7		7,408.21
0-0-1263.018	FHLMC PL A77977 #2J6		4,801.97
0-0-1263.019	FHLMC PL G04816 #VH8		21,591.44
0-0-1263.020	FHLMC PL G05507 #NY8		14,860.95
0-0-1263.021	FHLMC PL G05518 #PB6		16,209.06
0-0-1263.022	FHLMC PL C09032 #A91		65,252.97
0-0-1263.023	FHLMC PL G08542 #S84		120,876.70
0-0-1263.024	FHLMC PL Q30081 #CT8		143,123.30
0-0-1263.025	FHLMC PL G08601 #U32		158,705.77
0-0-1263.026	FHLMC PL G08632 #V23		116,157.39
0-0-1263.027	FHLMC PL G08670 #W89		117,024.62
0-0-1263.031	FHLMC PL G08697 #X39		17,430.44
0-0-1263.032	FHLMC PL G08741 #ZF0		527,185.43
0-0-1263.033	FHLMC PL G08742 #ZG8		221,787.07
			<hr/>
	Total FHLMC Pool		2,058,404.91

(This statement is continued on the following pages.)

Lisle-Woodridge Firefighter's Pension Fund

Balance Sheet (Continued)

May 31, 2017

FFCB Bonds		
0-0-1284.001	FFCB # 2K2	\$ 137,000.00
	Total FFCB Bonds	<u>137,000.00</u>
FNMA Notes		
0-0-1287.004	FNMA NOTE #E33	240,790.92
0-0-1287.005	FNMA NOTE #G72	198,341.20
	Total FNMA Notes	<u>439,132.12</u>
Unrealized Gains (Losses)		
0-0-1300.001	UNREALIZED GAINS (LOSSES)	<u>314,725.69</u>
	Total Unrealized Gains (Losses)	<u>314,725.69</u>
Stock Equities		
0-0-1450.001	UBS - RNC GENTER	2,555,166.69
0-0-1450.002	UBS - CHILTON	1,583,114.15
0-0-1450.003	UBS - STONEBRIDGE	1,817,013.17
	Total Stock Equities	<u>5,955,294.01</u>
Mutual Funds		
0-0-1550.001	LAZARD EMERGING MKTS	2,440,358.60
0-0-1550.002	FMI COMMON STOCK	2,741,341.42
0-0-1550.003	INVESCO INTL GROWTH	3,348,485.45
0-0-1550.004	MFS INTL VALUE	3,228,074.36
0-0-1550.005	LOOMIS SAYLES GROWTH	2,676,926.99
0-0-1550.006	BLACKROCK STRATEGIC INC	2,976,236.03
0-0-1550.007	PIONEER STRATEGIC INC	2,726,847.79
0-0-1550.008	WELLS FARGO ABS RETURN	3,926,272.45
0-0-1550.009	SPDR BARCLAYS	1,621,093.48
0-0-1550.010	INVESCO S&P 500	3,561,856.26
0-0-1550.011	JP MORGAN FDS UNDIS MGRS BEHAV	2,364,034.57
0-0-1550.012	UNDISCOVERED MG BH VL SL	277,679.65
0-0-1550.013	ISHARES CORE EMERG MKTS	2,542,986.32
	Total Mutual Funds	<u>34,432,193.37</u>
Other Assets		
0-0-1900.000	ACCRUED INTEREST RECEIVABLE	<u>119,784.03</u>
	Total Other Assets	<u>119,784.03</u>
TOTAL ASSETS		<u>\$ 61,411,688.78</u>

(This statement is continued on the following page.)

Lisle-Woodridge Firefighter's Pension Fund

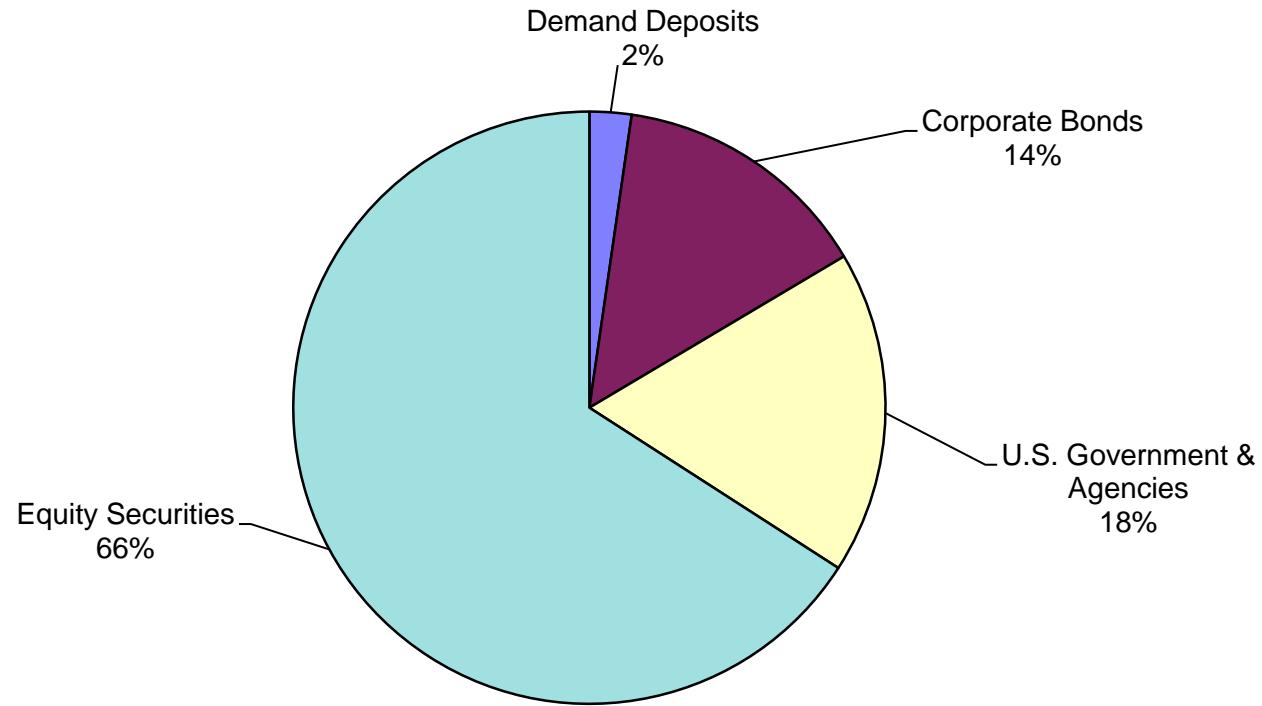
Balance Sheet (Continued)

May 31, 2017

LIABILITIES		
0-0-2110.000	ACCOUNTS PAYABLE	\$ -
	Total Liabilities	<u>-</u>
Fund Balance		
0-0-3000.001	FUND BALANCE	<u>61,411,688.78</u>
TOTAL LIABILITIES AND FUND BALANCE		<u>\$ 61,411,688.78</u>

(See accountant's compilation report.)

**Lisle-Woodridge Firefighter's Pension Fund
Cash and Investments
May 31, 2017**



(See accountant's compilation report.)

Lisle-Woodridge Firefighter's Pension Fund
Revenue Report
For the Five Months Ended May 31, 2017

		<u>Current Month</u>	<u>Year to Date</u>
Revenues			
Employer and Member Contributions			
Employer Contributions			
0-0-4000.000	CURRENT TAX	\$ 837,196.48	\$ 837,344.89
	Total Employer Contributions	837,196.48	837,344.89
Employee Contributions			
0-0-4050.000	CONTRIBUTIONS - CURRENT YEAR	66,079.33	341,344.89
	Total Employee Contributions	66,079.33	341,344.89
	Total Employer and Employee Contributions	903,275.81	1,178,689.78
Income Cash and Investments			
Interest Demand Deposits			
0-0-4105.001	UBS-EM22472 CASH	278.64	889.00
0-0-4105.002	UBS-EM22475 LAZARD	0.00	4.25
0-0-4105.003	UBS-EM22478 FMI	0.17	1.86
0-0-4105.005	UBS-EM22487 PACIFIC INCOME	16.43	55.48
0-0-4105.006	UBS-EM22500 RNC GENTER	10.62	54.84
0-0-4105.008	UBS-EM24449 BRADFORD	50.25	146.47
0-0-4105.009	UBS-EM24453 CHILTON	2.07	5.56
0-0-4105.010	UBS-EM24456 STONEBRIDGE	15.15	41.54
0-0-4105.015	UBS-EM24466 BARCLAYS	9.04	20.52
0-0-4105.016	UBS-EM24468 INVESCO SP 500	-	1.82
0-0-4105.017	UBS-EM24469 JPMORGAN	0.01	1.36
0-0-4105.018	UBS-EM24478 ISHARES	0.66	9.64
	Total Interest Demand Deposits	383.04	1,232.34
Income Fixed Income Securities			
Income Corporate Bonds			
0-0-4151.002	REGIONS FINL CORP #AJ9	500.00	500.00
0-0-4151.004	STANLEY BLACK & DECKER #AB7	612.75	612.75
0-0-4151.005	ARES CAPITAL CORP #AN3	975.00	975.00
0-0-4151.006	SYNCHRONY FINL #AJ2	-	751.11
0-0-4151.008	RAYMOND JAMES #AB5	-	2,150.00
0-0-4151.014	PNC FUNDING CORP #BL6	-	1,859.38
0-0-4151.016	PRIVATE EXPT FDG #DV1	-	1,276.50
0-0-4151.017	FIDELITY NATL #AP1	-	815.63
0-0-4151.019	MEAD JOHNSON NUTRITION #AJ5	-	311.25
0-0-4151.030	TD AMERITRADE #AE8	241.74	979.24
0-0-4151.033	REGENCY ENERGY PARTNERS #AG3	77.92	1,571.32
0-0-4151.036	INTERPUB GROUP #BL3	-	2,100.00
0-0-4151.037	ESSEX PORTFOLIO LP #AN7	968.75	968.75
0-0-4151.046	CAPITAL ONE FINANCIAL #BJ3	-	1,061.67
0-0-4151.047	MORGAN STANLEY #7X1	-	662.50
0-0-4151.050	HAWAIIAN AIRLINES #AA5	-	1,691.19
0-0-4151.052	CBRE SERVICES INC #AD2	-	1,218.75
0-0-4151.053	CITIGROUP INC #JC6	-	919.72
0-0-4151.054	KILROY REALTY #AK8	-	1,062.50

(This statement is continued on the following pages.)

Lisle-Woodridge Firefighter's Pension Fund
 Revenue Report
 For the Five Months Ended May 31, 2017

		<u>Current Month</u>	<u>Year to Date</u>
Income Fixed Income Securities			
Income Corporate Bonds			
0-0-4151.055	VERIZON COMM #CQ5	\$ -	\$ 962.50
0-0-4151.061	GOLDMAN SACHS #AF3	-	404.13
0-0-4151.066	WELLS FARGO & CO #RN3	-	342.71
0-0-4151.067	US BANCORP #AY2	-	1,435.00
0-0-4151.068	US AIRWAYS #AA1	1,657.16	1,657.16
0-0-4151.075	WELLS FARGO & CO #FG0	-	600.00
0-0-4151.076	BAFC NTS #DX4	2,260.00	2,260.00
0-0-4151.079	DU PONT DE NEMOURS #BW8	-	2,300.00
0-0-4151.081	RPM INTL INC #AR4	-	2,450.00
0-0-4151.082	BOEING CAPITAL #AL8	-	1,880.00
0-0-4151.083	LABORATORY CORP #AR3 -PI	-	1,050.00
0-0-4151.088	PROLOGIS LP #AY7	-	1,591.25
0-0-4151.089	TEXTRON INC #BT7	-	1,277.50
0-0-4151.091	GOLDMAN SACHS GROUP #GQ1	-	2,100.00
0-0-4151.092	OWENS & MINOR #AD4	-	1,550.00
0-0-4151.093	CITIGROUP INC #FT3	-	1,687.50
0-0-4151.094	J P MORGAN CHASE #JD3	-	2,250.00
0-0-4151.095	MICROSOFT CORP #BA1	-	950.00
0-0-4151.097	AMERICAN TOWER #AA8 -PI	-	1,880.00
0-0-4151.099	EASTMAN CHEMICAL #AN0	312.00	1,014.00
0-0-4151.100	AGILENT TECHNOLOGIES #AH4	-	1,280.00
0-0-4151.101	NBCUNIVERSAL MEDIA #AH3	-	1,150.00
0-0-4151.102	GATX CORP #AQ6	-	1,267.50
0-0-4151.105	STARBUCKS CORP #AD1	-	1,443.75
0-0-4151.106	MOSAIC CO #AC7	1,593.75	1,593.75
0-0-4151.107	STATOIL ASA #AK8	485.83	1,214.58
0-0-4151.108	FMC CORP NTS #AS4	-	1,537.50
0-0-4151.109	HOME DEPOT #BC5	-	1,406.25
0-0-4151.111	MONSANTO CO #AU5	-	1,265.63
0-0-4151.112	TYCO ELECTRONICS #AR8	-	1,293.75
0-0-4151.113	CADENCE DESIGN SYS #AL2	-	1,421.88
0-0-4151.115	ZIMMER HOLDINGS #AF9	299.78	1,719.78
0-0-4151.117	CVS CAREMARK CORP #CL2	-	1,201.25
0-0-4151.118	COCA COLA BOT #AK8 -PI	1,330.00	1,330.00
0-0-4151.119	WORTHINGTON INDUSTRIES #AE2	-	1,478.75
0-0-4151.120	AMER AIRLN 15-2 #AB2	-	1,405.94
0-0-4151.122	PARKER HANNIFIN #AM7	1,680.00	1,680.00
0-0-4151.124	DUKE ENERGY CAROLINAS #AE4	-	2,420.00
0-0-4151.125	STANLEY BLACK & DECKER #AA9	-	2,080.00
0-0-4151.126	GRAINGER W W INC #AB0	1,533.33	1,533.33
0-0-4151.127	BLACK HILLS #AK5	-	625.00
0-0-4151.128	ANHEUSER BUSCH #AN6	-	1,099.78
0-0-4151.140	BERKSHIRE HATHAWAY #BS6	-	454.86
0-0-4151.141	TOTAL SYS SERVICES #AD1	-	1,045.00
0-0-4151.142	HOLLYFRONTIER #AA6	-	1,615.63
0-0-4151.143	E TRADE #BL7	1,209.38	1,209.38
0-0-4151.145	SYSCO #BD8	-	1,125.00
0-0-4151.147	HANOVER INS. #AF2 BRADFORD	-	1,012.50
0-0-4151.148	TRI-STATE #AH1	940.00	940.00
0-0-4151.149	ONEOK PARTNERS #AL7	-	1,125.00

(This statement is continued on the following pages.)

Lisle-Woodridge Firefighter's Pension Fund

Revenue Report

For the Five Months Ended May 31, 2017

		<u>Current Month</u>	<u>Year to Date</u>
Income Fixed Income Securities (Continued)			
Income Corporate Bonds (Continued)			
0-0-4151.152	BRIXMOR OPERATING PART #AA1	\$ -	\$ 924.00
0-0-4151.156	SOUTHERN CO NTS #CU9	-	1,392.65
0-0-4151.157	CVS HEALTH CORP #CT5	-	224.01
0-0-4151.160	DOMINION RESOURCES #BU2	507.24	1,173.69
0-0-4151.163	AETNA INC #AY4	-	217.81
0-0-4151.164	UNDER ARMOUR #AA5	-	234.72
0-0-4151.167	PRUDENTIAL FIN #AK8	3,683.12	3,006.40
0-0-4151.169	NEW YORK & PRESBY #AD6	-	1,442.36
0-0-4151.170	MOLSON COORS BREWING #AH3	527.33	1,404.66
0-0-4151.171	ORACLE CORP #BJ3	-	1,253.33
0-0-4151.173	JPMORGAN CHASE & CO #NJ5	-	1,328.12
0-0-4151.175	APPLE #CD0	-	1,220.24
0-0-4151.176	JP MORGAN CHASE #KG3	-	1,370.95
0-0-4151.178	CELANESE US #AD6	526.09	2,029.22
0-0-4151.180	BK OF NY MELLON #AD5	473.00	1,463.00
0-0-4151.182	AIR LEASE CORP #AN4	-	1,168.75
0-0-4151.183	BUNGE LTD FIN #AX8	-	1,300.00
0-0-4151.184	ARCHER-DANIELS #BL5	-	1,000.00
0-0-4151.185	INTL PAPER CO #CP6	-	1,226.67
0-0-4151.186	VALERO ENERGY CORP #AU4	-	489.22
0-0-4151.187	THERMO FISHER SCIENTIFIC #BR2	-	531.00
0-0-4151.189	KITE REALTY #AA1	-	1,272.78
0-0-4151.190	GOLDMAN SACHS #AG5	669.75	669.75
0-0-4151.191	FLOWERS FOODS #AB7	-	1,334.38
0-0-4151.192	CABOT CORP #AK7	-	1,360.00
0-0-4151.193	INGREDION INC #AB8 - PI	-	1,344.00
0-0-4151.194	SHIRE ACQ INV IRELAND #AB5	-	960.00
0-0-4151.196	PHILLIPS 66 PARTNERS #AE8	-	568.26
0-0-4151.197	BANK OF AMER CORP #FZ7	-	433.16
0-0-4151.198	AMERICAN TOWER CORP #AD2	-	1,250.00
0-0-4151.199	WELLS FARGO & CO #SH5	-	283.33
0-0-4151.200	SEMPRA ENERGY #AZ2	-	771.88
0-0-4151.201	XYLEM INC B/E #AJ9	1,444.44	1,444.44
0-0-4151.202	ERP OPERATING LP B/E #BF9	1,260.33	1,260.33
0-0-4151.204	UNITED TECHNOLOGIES CORP #CHO	-	181.08
0-0-4151.205	KINDER MORGAN ENERGY #BS4	-	1,556.25
0-0-4151.206	BUCKEYE PARTNERS #AQ4	-	288.02
0-0-4151.208	AFLAC INC #AF9	-	346.15
0-0-4151.209	ABBVIE INC #AS8	-	710.22
0-0-4151.210	GOLDMAN SACHS GROUP INC #AH3	875.00	585.76
0-0-4151.211	HOLLYFRONTIER CORP #AA6	181.15	181.15
0-0-4151.212	MPLX LP #AC4	-	1,470.49
0-0-4151.213	ABBOTT LABS #BF6 BRADFORD	1,077.08	1,077.08
0-0-4151.215	ABBOTT LABS #BF6 PACIFIC INCOME	1,566.67	1,566.67
0-0-4151.216	HANOVER INS. #AF2 PACIFIC INCOME	-	1,575.00
0-0-4151.217	VALERO ENERGY PARTNERS #AA0	-	252.78
0-0-4151.218	EPR PROPERTIES #AC3	-	139.86
0-0-4151.219	UNITE 2014-2 #AA4	-	1,601.46
0-0-4151.220	UNUM GROUP #AK2	(124.44)	375.56
0-0-4151.221	TRANSATLANTIC HLDGS #AB0	1,040.00	1,040.00

(This statement is continued on the following pages.)

Lisle-Woodridge Firefighter's Pension Fund

Revenue Report

For the Five Months Ended May 31, 2017

		<u>Current Month</u>	<u>Year to Date</u>
0-0-4151.222	SMITHFIELD FOODS INC #AV0	\$ -	\$ 377.26
0-0-4151.223	BANK OF AMER CORP #GE3	-	305.46
0-0-4151.224	WELLS FARGO & CO #SK8	-	(95.91)
0-0-4151.228	MPLX LP #AL4	-	391.44
0-0-4151.230	HEXCEL CORP #AN8	-	(2.19)
0-0-4151.231	KRAFT HEINZ #AB2	-	(507.99)
0-0-4151.232	ENBRIDGE ENERGY #AP1	-	441.67
0-0-4151.233	ANHEUSER BUSCH #AP1	-	(111.53)
0-0-4151.234	JPMORGAN CHASE #RY8	-	(236.38)
0-0-4151.235	FIRST HORIZON NATL #AB1	-	(406.39)
0-0-4151.237	MERCURY GENL #AB6	-	18.33
0-0-4151.239	CITIGROUP INC #LD1	-	(453.48)
0-0-4151.240	MORGAN STANLEY #EF9	-	(251.74)
0-0-4151.241	VULCAN MATERIALS #AT6	-	219.38
0-0-4151.242	HUMANA INC #BF8	246.88	271.02
0-0-4151.243	VERIZON COMM #DV3	210.07	210.07
0-0-4151.244	CA INC #AH8	265.00	265.00
0-0-4151.253	VULCAN MATERIALS #AS8	-	(93.75)
0-0-4151.254	NEWMARKET #AF4	-	(625.25)
0-0-4151.255	EXELON CORP NTS #AW1	197.68	108.79
0-0-4151.256	SSM HEALTH CARE #AA3	(78.58)	(78.58)
0-0-4151.261	AT&T INC #DQ2	(400.80)	(400.80)
0-0-4151.264	EXPRESS SCRIPTS #AN8	(177.08)	(177.08)
0-0-4151.265	DOMINION RESOURCES #CT4	(107.71)	(107.71)
Total Income Corporate Bonds		<u>30,539.61</u>	<u>140,465.08</u>

Income US Treasury Notes

0-0-4252.006	US TREASURY NOTE #SD3	-	1,781.25
0-0-4252.007	US TREASURY NOTE #UN8	(270.44)	3,829.56
0-0-4252.019	US TREASURY NOTE #NT3	-	196.88
0-0-4252.020	US TREASURY NOTE #P46 - PI	(298.07)	5,997.26
0-0-4252.036	US TREASURY NOTE #NA4	-	5,761.83
0-0-4252.038	US TREASURY NOTE #2C3	-	4,690.19
0-0-4252.040	US TREASURY NOTE #S76	-	787.50
0-0-4252.041	US TREASURY NOTE #2B5	-	1,911.58
0-0-4252.042	US TREASURY NOTE #2F6	-	940.71
0-0-4252.043	US TREASURY NOTE #2D1	-	223.06
0-0-4252.044	US TREASURY NOTE #G20	594.90	1,415.03
0-0-4252.045	US TREASURY NOTE #2G4	-	83.39
0-0-4252.046	US TREASURY NOTE #T34	-	244.78
0-0-4252.047	US TREASURY NOTE #T59	-	667.58
0-0-4252.048	US TREASURY NOTE #U24	-	6,577.17
0-0-4252.049	US TREASURY NOTE #T67	-	409.70
0-0-4252.050	US TREASURY NOTE #U99	-	4,991.37
0-0-4252.051	US TREASURY NOTE #U73	-	247.24
0-0-4252.052	US TREASURY NOTE #V56	-	895.03
0-0-4252.053	US TREASURY NOTE #W22	-	678.00
0-0-4252.054	US TREASURY NOTE #V72	-	567.94
0-0-4252.055	US TREASURY NOTE #V98	(19.76)	(2,760.16)
0-0-4252.056	US TREASURY NOTE #W48	(53.13)	(28.01)
0-0-4252.057	US TREASURY NOTE #W55 - PI	(134.51)	(134.51)

(This statement is continued on the following pages.)

Lisle-Woodridge Firefighter's Pension Fund
Revenue Report
For the Five Months Ended May 31, 2017

		<u>Current Month</u>	<u>Year to Date</u>
Income Fixed Income Securities (Continued)			
Income US Treasury Notes (Continued)			
0-0-4252.058	US TREASURY NOTE #W55 -BM	\$ 96.30	\$ (779.10)
0-0-4252.059	US TREASURY NOTE #W30	-	(3,352.99)
0-0-4252.060	US TREASURY NOTE #L40	-	57.07
0-0-4252.061	US TREASURY NOTE #V64	409.03	90.97
0-0-4252.062	US TREASURY NOTE #W89	(63.52)	(100.41)
0-0-4252.063	US TREASURY NOTE #X47	(104.45)	(104.45)
Total Income US Treasury Notes		<u>156.35</u>	<u>35,785.46</u>
Income US Treasury Bonds			
0-0-4255.001	US TREASURY BOND #PW2	-	9,296.88
0-0-4255.003	US TREASURY BOND #QD3	4,703.12	4,703.12
0-0-4255.004	US TREASURY BOND #QS0	(769.16)	(112.91)
0-0-4255.008	US TREASURY BOND #RT7	-	2,180.70
0-0-4255.009	US TREASURY BOND #RU4	52.49	631.78
0-0-4255.010	US TREASURY BOND #RX8	(116.58)	(116.58)
0-0-4255.011	US TREASURY BOND #RV2	184.73	(295.19)
Total Income US Treasury Bonds		<u>4,054.60</u>	<u>16,287.80</u>
Income FNMA Pool			
0-0-4262.002	FNMA PL 753098 #UX5	100.87	517.16
0-0-4262.003	FNMA PL 725946 #P79	230.48	1,198.05
0-0-4262.004	FNMA PL 799519 #G45	16.27	81.77
0-0-4262.005	FNMA PL 799695 #NL9	66.76	365.82
0-0-4262.006	FNMA PL 797665 #FE9	61.36	308.39
0-0-4262.007	FNMA PL 844386 #CX5	4.71	23.68
0-0-4262.008	FNMA PL 865200 #GH6	5.42	27.58
0-0-4262.009	FNMA PL 831541 #ZE9	38.08	199.87
0-0-4262.010	FNMA PL 891601 #RW2	15.01	80.53
0-0-4262.011	FNMA PL 892239 #HQ4	31.20	156.66
0-0-4262.012	FNMA PL 893427 #SQ7	12.02	60.49
0-0-4262.013	FNMA PL 896535 #BC8	15.82	79.44
0-0-4262.014	FNMA PL 900883 #2Q8	99.31	498.71
0-0-4262.015	FNMA PL 937289 #XS0	33.93	175.60
0-0-4262.016	FNMA PL 940525 #LE9	3.19	17.09
0-0-4262.017	FNMA PL 949244 #BM8	17.26	88.61
0-0-4262.018	FNMA PL 966555 #H83	8.07	40.52
0-0-4262.019	FNMA PL 968585 #RE2	-	49.24
0-0-4262.020	FNMA PL 929301 #NS3	62.13	327.79
0-0-4262.021	FNMA PL 983077 #CN5	36.81	190.58
0-0-4262.022	FNMA PL 889409 #DN1	4.12	22.19
0-0-4262.023	FNMA PL 930871 #FL0	122.51	637.94
0-0-4262.024	FNMA PL AB9754 #ZU3	360.41	1,841.66
0-0-4262.025	FNMA PL AB9763 #Z58	203.01	1,037.59
0-0-4262.026	FNMA PL AB9774 #2G0	407.73	2,083.82
0-0-4262.027	FNMA PL AS2764 #CA9	597.40	3,118.34
0-0-4262.028	FNMA PL AY3728 #EA4	254.68	1,291.63
Total Income FNMA Pool		<u>2,808.56</u>	<u>14,520.75</u>

(This statement is continued on the following pages.)

Lisle-Woodridge Firefighter's Pension Fund
Revenue Report
For the Five Months Ended May 31, 2017

		<u>Current Month</u>	<u>Year to Date</u>
Income Fixed Income Securities (Continued)			
Income FHLMC Pool			
0-0-4263.001	FHLMC PL C91820 #AV3	\$ 195.90	\$ 1,003.42
0-0-4263.002	FHLMC PL C91816 #AR2	383.07	1,956.18
0-0-4263.003	FHLMC PL A13570 #6F1	104.06	523.54
0-0-4263.004	FHLMC PL A23557 #5S9	704.81	3,555.71
0-0-4263.005	FHLMC PL G08008 #AJ9	6.71	34.21
0-0-4263.006	FHLMC PL A38978 #6P0	32.04	161.60
0-0-4263.007	FHLMC PL G08087 #CZ1	81.22	412.90
0-0-4263.008	FHLMC PL A51101 #GJ8	9.63	48.38
0-0-4263.009	FHLMC PL A54908 #NZ5	229.79	1,153.73
0-0-4263.010	FHLMC PL A54224 #VR6	3.41	17.14
0-0-4263.011	FHLMC PL A53752 #EZ7	188.07	944.66
0-0-4263.012	FHLMC PL A62706 #AF7	28.46	154.55
0-0-4263.013	FHLMC PL A64158 #TP2	12.89	64.71
0-0-4263.014	FHLMC PL A67491 #KC2	23.91	120.00
0-0-4263.015	FHLMC PL A69472 #QZ6	34.90	230.25
0-0-4263.016	FHLMC PL A75230 #Y33	34.75	191.24
0-0-4263.017	FHLMC PL G04176 #6M7	34.28	180.98
0-0-4263.018	FHLMC PL A77977 #2J6	25.22	136.36
0-0-4263.019	FHLMC PL G04816 #VH8	84.60	443.85
0-0-4263.020	FHLMC PL G05507 #NY8	58.15	302.84
0-0-4263.021	FHLMC PL G05518 #PB6	64.03	336.48
0-0-4263.022	FHLMC PL C09032 #A91	193.99	986.58
0-0-4263.023	FHLMC PL G08542 #S84	371.22	1,915.56
0-0-4263.024	FHLMC PL Q30081 #CT8	404.29	2,033.89
0-0-4263.025	FHLMC PL G08601 #U32	485.27	2,522.49
0-0-4263.026	FHLMC PL G08632 #V23	329.64	1,686.77
0-0-4263.027	FHLMC PL G08670 #W89	293.46	1,487.54
0-0-4263.031	FHLMC PL G08697 #X39	42.71	216.02
0-0-4263.032	FHLMC PL G08741 #ZF0	1,289.79	6,493.19
0-0-4263.033	FHLMC PL G08742 #ZG8	632.87	3,188.85
	Total Income FHLMC Pool	6,383.14	32,503.62
Income FFCB			
0-0-4284.001	FFCB #2K2	-	1,284.38
	Total Income FFCB	-	1,284.38
Income FNMA Notes			
0-0-4287.004	FNMA NOTE #E33	-	1,350.00
	Total Income FNMA Notes	-	1,350.00
Change in Accrued Interest Rec			
0-0-4295.001	CHANGE IN ACCR INTEREST REC	(5,968.99)	(966.80)
	Total Change in Accrued Interest Rec	(5,968.99)	(966.80)

(This statement is continued on the following pages.)

Lisle-Woodridge Firefighter's Pension Fund

Revenue Report

For the Five Months Ended May 31, 2017

		<u>Current Month</u>	<u>Year to Date</u>
Income Fixed Income Securities (Continued)			
Gains (Losses) on Securities			
0-0-4300.001	UNREALIZED GAIN (LOSS)	\$ 203,715.88	\$ 324,669.58
0-0-4400.001	GAIN (LOSS) - SALE OF SECURITY	7,768.98	(59,788.34)
	Total Gains (Losses) on Securities	<u>211,484.86</u>	<u>264,881.24</u>
	Total Income Fixed Income Securities	<u>249,458.13</u>	<u>506,111.53</u>
Income Equity Securities			
Income Stock Equities			
0-0-4450.001	DVD - UBS - RNC GENTER	4,725.60	27,973.45
0-0-4450.002	DVD - UBS - CHILTON	3,165.98	27,331.57
0-0-4450.003	DVD - UBS - STONEBRIDGE	6,242.41	41,496.74
	Total Income/Dividends Stock Equities	<u>14,133.99</u>	<u>96,801.76</u>
0-0-4460.001	G/L - UBS - RNC GENTER	(22,637.78)	8,799.59
0-0-4460.002	G/L - UBS - CHILTON	(24,640.62)	(31,288.31)
0-0-4460.003	G/L - UBS - STONEBRIDGE	36,561.03	100,890.94
	Total Income/Gain (Loss) Stock Equities	<u>(10,717.37)</u>	<u>78,402.22</u>
	Total Income Stock Equities	<u>3,416.62</u>	<u>175,203.98</u>
Income Mutual Funds			
0-0-4550.006	DVD - BLACKROCK STRATEGIC INC	8,680.79	37,446.36
0-0-4550.007	DVD - PIONEER STRATEGIC INC	8,034.04	40,561.17
0-0-4550.009	DVD - SPDR BARCLAYS	2,327.01	31,458.63
	Total Income/Dividends Mutual Funds	<u>19,041.84</u>	<u>109,466.16</u>
0-0-4560.001	G/L - LAZARD EMERGING MKTS	63,403.46	313,337.27
0-0-4560.002	G/L - FMI COMMON STOCK	17,114.51	111,851.24
0-0-4560.003	G/L - INVESCO INTL GROWTH	168,831.19	398,985.55
0-0-4560.004	G/L - MFS INTL VALUE	274,216.81	475,554.64
0-0-4560.005	G/L - LOOMIS SAYLES GROWTH	184,086.67	377,917.45
0-0-4560.006	G/L - BLACKROCK STRATEGIC INC	6,009.25	26,818.01
0-0-4560.007	G/L - PIONEER STRATEGIC INC	22,686.40	45,174.84
0-0-4560.008	G/L - WELLS FARGO ABS RETURN	81,723.32	252,433.88
0-0-4560.009	G/L - SPDR BARCLAYS	33,985.88	121,009.76
0-0-4560.010	G/L - INVESCO S&P 500	43,212.53	228,673.23
0-0-4560.011	G/L - JP MORGAN FDS UNDIS MGRS BEHAV	(23,912.08)	25,041.10
0-0-4560.012	G/L - UNDISCOVERED MG BH VL SL	(2,860.03)	3,575.68
0-0-4560.013	G/L - ISHARES CORE EMERG MKTS	104,597.15	402,903.87
	Total Income/Gain (Loss) Mutual Funds	<u>973,095.06</u>	<u>2,783,276.52</u>

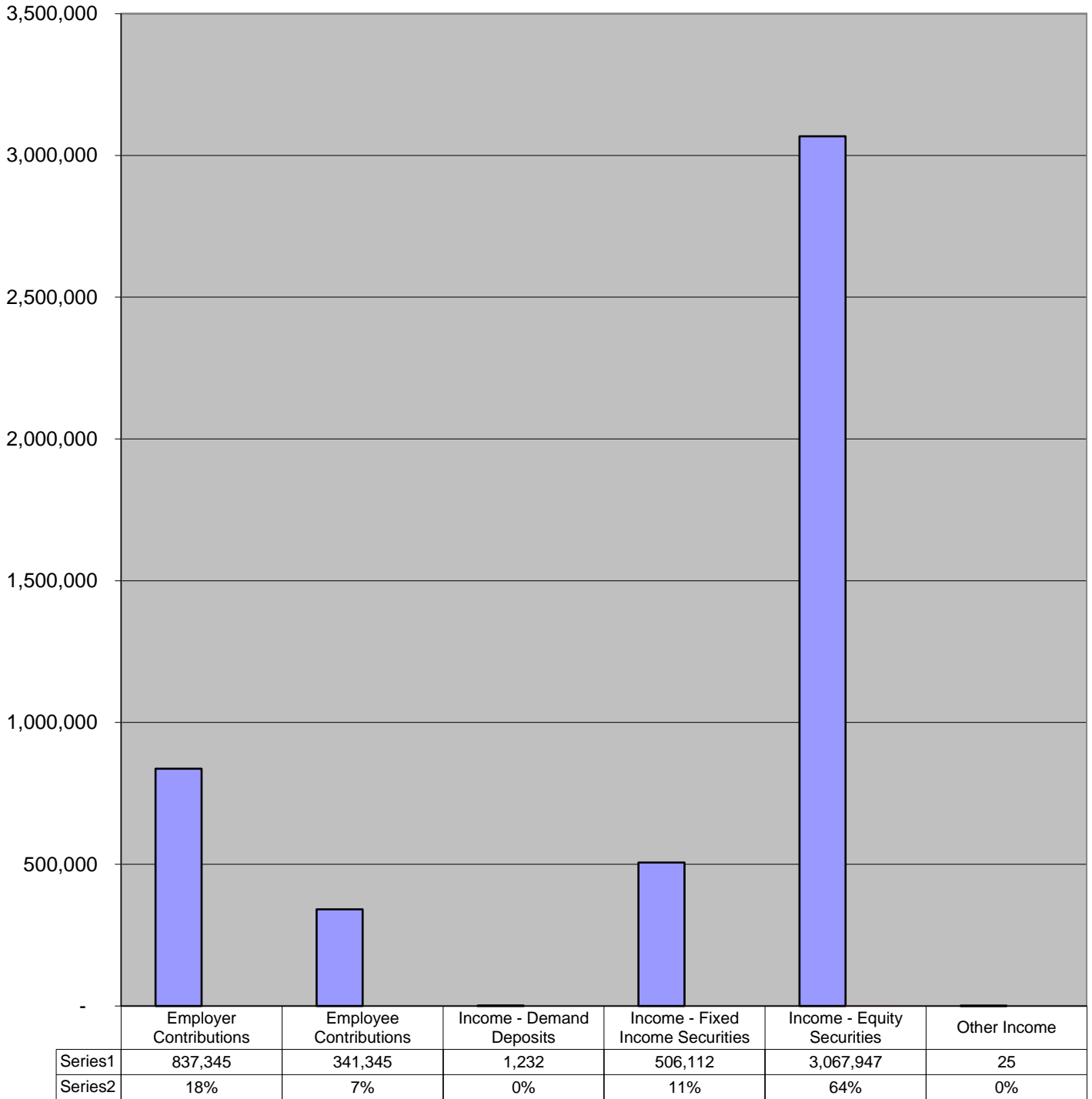
(This statement is continued on the following page.)

Lisle-Woodridge Firefighter's Pension Fund
Revenue Report
For the Five Months Ended May 31, 2017

		<u>Current Month</u>	<u>Year to Date</u>
Other Income			
0-0-4900.001	OTHER INCOME	\$ -	\$ 25.00
	Total Other Income	-	25.00
	Total Income Mutual Funds	992,136.90	2,892,742.68
	Total Income Equity Securities	995,553.52	3,067,946.66
	Total Income Cash and Investments	1,245,394.69	3,575,315.53
TOTAL REVENUES		<u>\$ 2,148,670.50</u>	<u>\$ 4,754,005.31</u>

(See accountant's compilation report.)

**Lisle-Woodridge Firefighter's Pension Fund
Revenues
For Five Months Ended May 31, 2017**



(See accountant's compilation report.)

Lisle-Woodridge Firefighter's Pension Fund

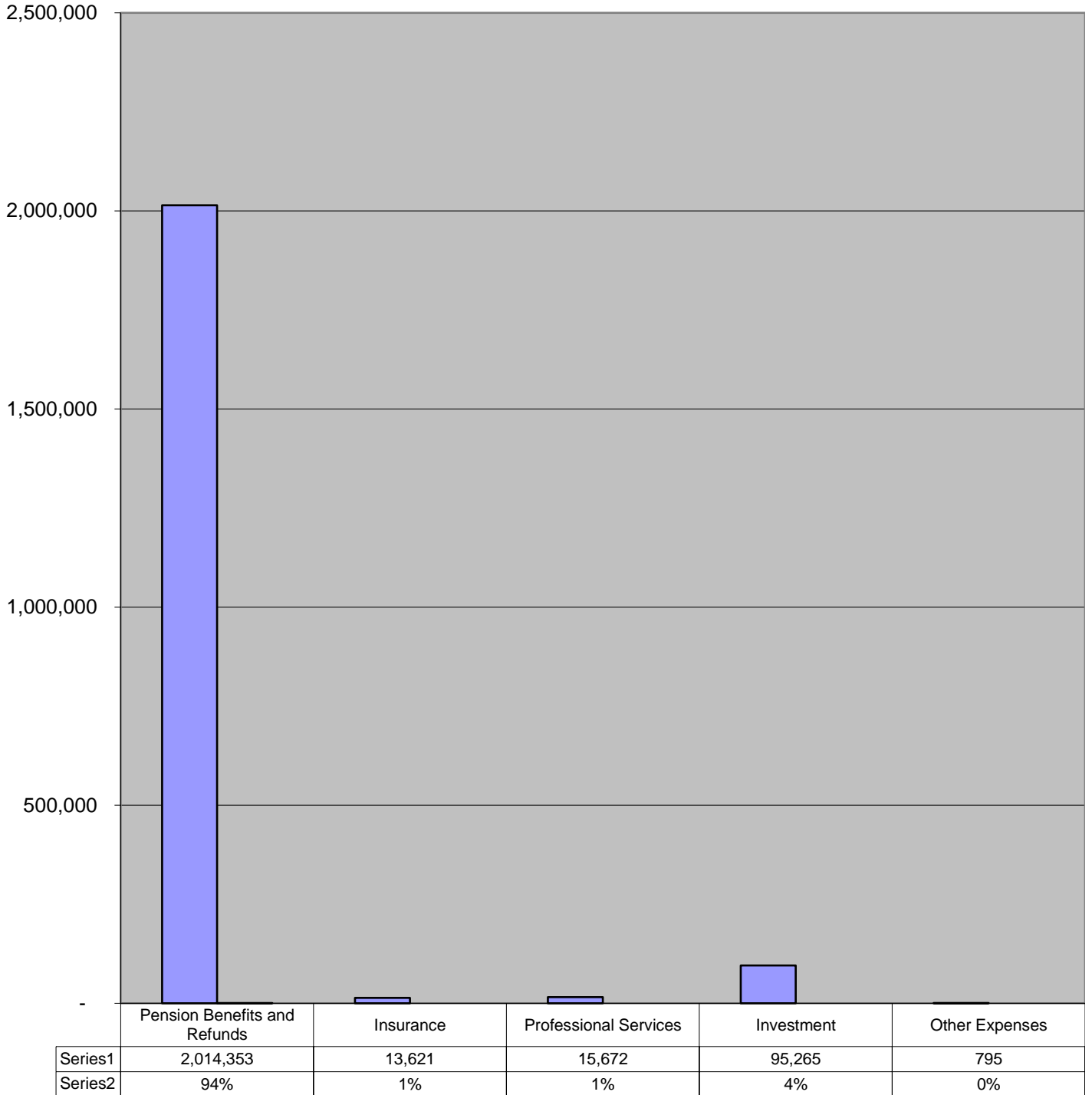
Expense Report

For the Five Months Ended May 31, 2017

		Current Month	Year to Date	FY17 Annual Budget
Expenses				
Administrative				
Pension Benefits and Refunds				
0-0-5020.000	SERVICE PENSIONS	\$ 363,962.59	\$ 1,809,335.02	\$ 4,251,700.00
0-0-5030.000	NON-DUTY DISABILITY PENSIONS	6,874.77	34,373.85	84,100.00
0-0-5040.000	DUTY DISABILITY PENSIONS	23,612.85	118,064.25	291,800.00
0-0-5050.000	OCCUPATIONAL DISEASE PENSIONS	8,359.58	41,797.90	103,300.00
0-0-5060.000	SURVIVING SPOUSE PENSIONS	2,156.35	10,781.75	25,900.00
0-0-5100.000	REFUND OF CONTRIBUTIONS	-	-	15,000.00
	Total Pension Benefit and Refunds	404,966.14	2,014,352.77	4,771,800.00
Insurance				
0-0-5150.001	FIDUCIARY INSURANCE	-	13,621.00	20,000.00
	Total Insurance	-	13,621.00	20,000.00
Professional Services				
0-0-5170.001	ACTUARIAL SERVICES	4,400.00	4,400.00	-
0-0-5170.002	AUDITING SERVICES	-	-	4,500.00
0-0-5170.003	ACCOUNTING & BOOKKEEPING SERV	1,025.00	8,430.00	18,200.00
0-0-5170.004	MEDICAL SERVICES	-	-	10,300.00
0-0-5170.005	LEGAL SERVICES	-	2,806.44	25,000.00
0-0-5170.006	PUBLIC STENOGRAPHER/CT REPORT	-	35.80	1,100.00
	Total Professional Services	5,425.00	15,672.24	59,100.00
Investment				
0-0-5190.001	INVESTMENT MGR/ADVISOR FEES	6,008.65	95,075.14	228,500.00
0-0-5190.004	SAFE DEPOSIT AND BANK FEES	38.00	190.00	500.00
	Total Investment	6,046.65	95,265.14	229,000.00
Other Expenses				
0-0-5290.025	CONFERENCE/SEMINAR FEES	-	-	6,200.00
0-0-5290.026	ASSOCIATION DUES	-	795.00	1,000.00
0-0-5290.028	POSTAGE EXPENSE	-	-	200.00
0-0-5290.030	SUPPLIES EXPENSE	-	-	1,400.00
0-0-5290.034	IDOI FILING EXPENSE	-	-	8,000.00
0-0-5290.035	OTHER EXPENSE	-	-	10,500.00
	Total Other Expenses	-	795.00	27,300.00
	Total Administrative	11,471.65	2,139,706.15	5,107,200.00
TOTAL EXPENSES		\$ 416,437.79	\$ 2,139,706.15	\$ 5,107,200.00

(See accountant's compilation report.)

**Lisle-Woodridge Firefighter's Pension Fund
Expenses
For Five Months Ended May 31, 2017**



(See accountant's compilation report.)

Lisle-Woodridge Firefighter's Pension Fund
Summary of Property Tax Receipts through May 31, 2017
DuPage County and Will County

	<u>Total Property Taxes</u>
Fiscal Year Ending December 31, 2017	
Per Property Tax Remittances:	
Total DuPage County Collections	\$ 837,344.89
Total Will County Collections	<u>-</u>
Total Collections	<u><u>\$ 837,344.89</u></u>

(See accountant's compilation report.)

Lisle-Woodridge Firefighter's Pension Fund
Summary of Property Tax Receipts through May 31, 2017
DuPage County

	2016 Taxes	2015 Taxes	2014 Taxes
Fiscal Year Ending December 31, 2017			
1/10/2017		\$ 128.95	\$ -
2/15/2017		19.46	-
5/31/2017	837,196.48		
	<u>\$ 837,196.48</u>	<u>\$ 148.41</u>	<u>\$ -</u>

	2015 Taxes	2014 Taxes
Fiscal Year Ending December 31, 2016		
	<u>\$ 4,083,978.00</u>	<u>\$ 10,153.45</u>

SUMMARY	2016 Taxes	2015 Taxes	2014 Taxes
TOTAL COLLECTED	<u>\$ 837,196.48</u>	<u>\$ 4,084,126.41</u>	<u>\$ 10,153.45</u>
TAX LEVIED	<u>*</u>	<u>\$ 4,097,019.02</u>	<u>*</u>
TAX EXTENDED	<u>*</u>	<u>\$ 4,090,999.18</u>	<u>*</u>
% COLLECTED	<u>*</u>	<u>99.83%</u>	<u>*</u>
EXTENDED LESS COLLECTED	<u>*</u>	<u>\$ 6,872.77</u>	<u>*</u>

* Information is not available.

Lisle-Woodridge Firefighter's Pension Fund
Summary of Property Tax Receipts through May 31, 2017
Will County

	2015 Taxes	2014 Taxes
Fiscal Year Ending December 31, 2017	\$ -	\$ -
	\$ -	\$ -

	2015 Taxes	2014 Taxes
Fiscal Year Ending December 31, 2016	\$ 3,129.32	\$ 431.97

SUMMARY	2015 Taxes	2014 Taxes
TOTAL COLLECTED	\$ 3,129.32	\$ 431.97
TAX LEVIED	\$ 3,129.98	*
TAX EXTENDED	\$ 3,129.98	*
% COLLECTED	99.98%	*
EXTENDED LESS COLLECTED	\$ 0.66	*

* *Information is not available.*

**Lisle-Woodridge Firefighter's Pension Fund Cash Projections FY2017
MB Financial Bank**

Starting Date 1/1/2017

	Beginning	Jan-17	Feb-17	Mar-17	Apr-17	May-17	Jun-17	Jul-17	Aug-17	Sep-17	Oct-17	Nov-17	Dec-17	Total
Cash on Hand (beginning of month)	34,042	34,042	33,374	39,270	67,845	29,022	20,199	27,276	10,453	3,630	23,807	16,884	-939	
CASH RECEIVED														
Distribution Funding		345,000	345,000	345,000	345,000	345,000	345,000	345,000	345,000	345,000	345,000	345,000	345,000	4,140,000
Member Contributions		61,637	59,485	95,146	53,000	69,000	67,000	63,000	62,000	92,000	60,000	61,000	57,000	800,269
Other Misc		-	25	-	-	-	-	-	-	-	-	-	-	25
TOTAL CASH RECEIVED		406,637	404,510	440,146	398,000	414,000	412,000	408,000	407,000	437,000	405,000	406,000	402,000	4,940,294
Total Cash Available	34,042	440,679	437,884	479,417	465,845	443,022	432,199	435,276	417,453	440,630	428,807	422,884	401,061	
CASH PAID OUT														
Pension Payments		398,143	398,576	403,062	404,823	404,823	404,823	404,823	404,823	411,823	411,823	411,823	411,823	4,871,188
Pension Refunds		-	-	-	-	-	-	-	-	-	-	-	-	-
Other Expenses		9,162	38	8,509	32,000	18,000	100	20,000	9,000	5,000	100	12,000	1,000	114,909
Wire Transfers Out (In)		-	-	-	-	-	-	-	-	-	-	-	-	-
TOTAL CASH PAID OUT		407,305	398,614	411,571	436,823	422,823	404,923	424,823	413,823	416,823	411,923	423,823	412,823	4,986,097
Cash on Hand (end of month)	34,042	33,374	39,270	67,845	29,022	20,199	27,276	10,453	3,630	23,807	16,884	-939	-11,762	

** Amount estimated**

(See accountant's compilation report.)