

**LISLE-WOODRIDGE FIREFIGHTER'S PENSION FUND**

**ACCOUNTANT'S COMPILATION REPORT**

For the Three Months Ended  
March 31, 2017



**LISLE-WOODRIDGE FIREFIGHTER’S PENSION FUND**  
**TABLE OF CONTENTS**

---

	<u>Page(s)</u>
ACCOUNTANT’S COMPILATION REPORT.....	1
<b>BASIC FINANCIAL STATEMENTS</b>	
Statement of Fiduciary Net Position.....	2
Statement of Changes in Fiduciary Net Position.....	3
<b>SUPPLEMENTARY INFORMATION</b>	
Balance Sheet.....	4-10
Cash and Investments Chart.....	11
Revenue Report.....	12-17
Revenues Chart.....	18
Expense Report.....	19
Expenses Chart.....	20
Property Tax Revenue Analysis.....	21-23
• DuPage County	
• Will County	
Cash Flow Projections Report FY2017.....	24



630.566.8400 // [www.sikich.com](http://www.sikich.com)

1415 W. Diehl Road, Suite 400  
Naperville, Illinois 60563

Certified Public Accountants & Advisors  
Members of American Institute of Certified Public Accountants

## ACCOUNTANT'S COMPILATION REPORT

The Honorable President  
Members of the Board of Trustees  
Lisle-Woodridge Firefighter's Pension Fund  
Lisle, Illinois 60532

Management is responsible for the accompanying statement of fiduciary net position of the Lisle-Woodridge Firefighter's Pension Fund, a pension trust fund of the Lisle-Woodridge Fire Protection District of Lisle, Illinois, as of March 31, 2017 and the related statement of changes in fiduciary net position for the three months ended March 31, 2017. We have performed a compilation engagement in accordance with Statements on Standards for Accounting and Review Services promulgated by the Accounting and Review Services Committee of the AICPA. We did not audit or review the financial statements nor were we required to perform any procedures to verify the accuracy or completeness of the information provided by management. Accordingly, we do not express an opinion, a conclusion, nor provide any form of assurance on these financial statements.

The accompanying supplementary information is presented for purposes of additional analysis and is not a required part of the basic financial statements. Such information is the responsibility of management. The supplementary information was subject to our compilation engagement. We have not audited or reviewed the supplementary information and do not express an opinion, a conclusion, nor provide any assurance on such supplementary information.

Management has elected to omit substantially all of the disclosures and required supplementary information required by accounting principles generally accepted in the United States of America. If the omitted disclosures were included in the financial statements, they might influence the user's conclusions about the Firefighter's Pension Fund's assets, liabilities, net position, additions and deductions. Accordingly, these financial statements are not designed for those who are not informed about such matters.

*Sikich LLP*

Naperville, Illinois  
April 4, 2017

## **BASIC FINANCIAL STATEMENTS**

**Lisle-Woodridge Firefighter's Pension Fund**

Statement of Fiduciary Net Position

March 31, 2017

---

**ASSETS**

Cash and Investments

Demand Deposits	\$	1,230,744.02
Corporate Bonds		8,891,070.25
US Treasury Notes		5,678,527.21
US Treasury Bonds		1,015,129.85
FNMA Pool		855,928.05
FHLMC Pool		2,088,606.93
FFCB Bonds		137,000.00
FNMA Notes		439,132.12
Unrealized Gains (Losses)		111,009.81
Stock Equities		5,965,143.95
Mutual Funds		33,439,316.34

Other Assets

Accrued Interest Receivable		<u>125,753.02</u>
-----------------------------	--	-------------------

Total Assets 59,977,361.55

**LIABILITIES**

None

-

**NET POSITION RESTRICTED FOR PENSIONS**

\$ 59,977,361.55

(See accountant's compilation report.)

**Lisle- Woodridge Firefighter's Pension Fund**  
Statement of Changes in Fiduciary Net Position  
For the Three Months Ended March 31, 2017

**ADDITIONS**

Contributions		
Employer Contributions		\$ 148.41
Employee Contributions		216,268.67
		216,417.08
Total Contributions		216,417.08
Investment Income		
Net Appreciations (Depreciation)		
in Fair Value of Investments		
Fixed Income Securities		44,774.70
Stock Equity		89,119.59
Mutual Funds		1,809,991.09
Interest		
Demand Deposits		540.96
Fixed Income Securities		144,216.46
Stock Equity		64,021.21
Mutual Funds		69,104.95
		2,221,768.96
Total Investment Income		2,221,768.96
Less Investment Expense		(47,287.82)
		2,174,481.14
Net Investment Income (Loss)		2,174,481.14
Total Other Income		25.00
		2,390,923.22
Total Additions		2,390,923.22
<b>DEDUCTIONS</b>		
Pension Benefits and Refunds		
Pension Benefits		1,204,420.49
Administrative Expenses		
Insurance		-
Professional Services		5,735.80
Other Expenses		795.00
		1,210,951.29
Total Deductions		1,210,951.29
Net Increase (Decrease)		1,179,971.93
Net Position Restricted for Pensions		
January 1		58,797,389.62
<b>End of Period</b>		\$ 59,977,361.55

(See accountant's compilation report.)

**SUPPLEMENTARY INFORMATION**

**Lisle-Woodridge Firefighter's Pension Fund**

Balance Sheet  
March 31, 2017

---

**Demand Deposits**

0-0-1100.001	PETTY CASH	\$	100.00
0-0-1102.001	CK - MB FINANCIAL #4710000418		65,941.16
0-0-1105.001	UBS-EM22472 CASH		705,431.25
0-0-1105.002	UBS-EM22475 LAZARD		0.31
0-0-1105.003	UBS-EM22478 FMI		825.86
0-0-1105.004	UBS-EM22480 INVESCO		0.65
0-0-1105.005	UBS-EM22487 PACIFIC INCOME		53,430.25
0-0-1105.006	UBS-EM22500 RNC GENTER		44,655.33
0-0-1105.007	UBS-EM22958 MFS		0.86
0-0-1105.008	UBS-EM24449 BRADFORD		265,834.08
0-0-1105.009	UBS-EM24453 CHILTON		7,146.99
0-0-1105.010	UBS-EM24456 STONEBRIDGE		49,251.69
0-0-1105.011	UBS-EM24457 LOOMIS SAYLES		0.29
0-0-1105.012	UBS-EM24458 BLACKROCK		3.16
0-0-1105.013	UBS-EM24460 PIONEER INCOME		0.25
0-0-1105.014	UBS-EM24465 WELLS FARGO		0.50
0-0-1105.015	UBS-EM24466 BARCLAYS		34,746.94
0-0-1105.016	UBS-EM24468 INVESCO SP 500		0.91
0-0-1105.017	UBS-EM24469 JPMORGAN		199.03
0-0-1105.018	UBS-EM24478 ISHARES		3,174.51
			<hr/>
	Total Demand Deposits		1,230,744.02

**Corporate Bonds**

0-0-1151.002	REGIONS FINL CORP #AJ9		50,017.76
0-0-1151.003	FIFTH THIRD BANCORP #AD2		74,247.39
0-0-1151.004	STANLEY BLACK & DECKER #AB7		50,019.10
0-0-1151.005	ARES CAPITAL CORP #AN3		41,859.43
0-0-1151.006	SYNCHRONY FINL #AJ2		39,989.60
0-0-1151.008	RAYMOND JAMES #AB5		60,235.16
0-0-1151.012	AT&T INC #CL4		98,060.00
0-0-1151.014	PNC FUNDING CORP #BL6		92,777.70
0-0-1151.016	PRIVATE EXPT FDG #DV1		110,708.07
0-0-1151.017	FIDELITY NATL #AP1		44,941.05
0-0-1151.021	STIFEL FINANCIAL #AE2		44,826.30
0-0-1151.030	TD AMERITRADE #AE8		51,058.85
0-0-1151.033	REGENCY ENERGY PARTNERS #AG3		31,154.96
0-0-1151.036	INTERPUB GROUP #BL3		104,914.24
0-0-1151.037	ESSEX PORTFOLIO LP #AN7		52,456.62
0-0-1151.038	NATIONAL RETAIL PROP #AG1		51,953.53
0-0-1151.050	HAWAIIAN AIRLINES #AA5		85,524.13
0-0-1151.052	CBRE SERVICES INC #AD2		49,620.00
0-0-1151.054	KILROY REALTY #AK8		52,170.91
0-0-1151.068	US AIRWAYS #AA1		88,376.69
0-0-1151.075	WELLS FARGO & CO #FG0		79,516.44
0-0-1151.076	BAFC NTS #DX4		82,023.48
0-0-1151.079	DU PONT DE NEMOURS #BW8		85,270.28
0-0-1151.081	RPM INTL INC #AR4		83,772.74
0-0-1151.082	BOEING CAPITAL #AL8		83,338.31
0-0-1151.083	LABORATORY CORP #AR3 -PI		79,910.40

(This statement is continued on the following pages.)



**Lisle-Woodridge Firefighter's Pension Fund**

Balance Sheet (Continued)

March 31, 2017

**Corporate Bonds (Continued)**

0-0-1151.085	EXELON CORP NTS #AH4	\$	74,985.75
0-0-1151.086	BB&T CORP MED #AU7		74,958.00
0-0-1151.087	CARLISLE COS INC #AE0		81,483.66
0-0-1151.088	PROLOGIS LP #AY7		94,984.80
0-0-1151.089	TEXTRON INC #BT7		69,885.20
0-0-1151.091	GOLDMAN SACHS GROUP #GQ1		76,220.00
0-0-1151.092	OWENS & MINOR #AD4		79,631.20
0-0-1151.093	CITIGROUP INC #FT3		75,703.95
0-0-1151.094	J P MORGAN CHASE #JD3		101,309.51
0-0-1151.095	MICROSOFT CORP #BA1		79,861.60
0-0-1151.097	AMERICAN TOWER #AA8 -PI		80,529.93
0-0-1151.099	EASTMAN CHEMICAL #AN0		38,795.64
0-0-1151.100	AGILENT TECHNOLOGIES #AH4		77,403.20
0-0-1151.101	NBCUNIVERSAL MEDIA #AH3		74,721.20
0-0-1151.102	GATX CORP #AQ6		66,802.78
0-0-1151.105	STARBUCKS CORP #AD1		74,682.75
0-0-1151.106	MOSAIC CO #AC7		75,212.99
0-0-1151.107	STATOIL ASA #AK8		54,162.35
0-0-1151.108	FMC CORP NTS #AS4		74,880.00
0-0-1151.109	HOME DEPOT #BC5		74,610.75
0-0-1151.110	SIGNET UK FIN #AA1		74,699.25
0-0-1151.111	MONSANTO CO #AU5		72,874.50
0-0-1151.112	TYCO ELECTRONICS #AR8		74,710.50
0-0-1151.113	CADENCE DESIGN SYS #AL2		64,749.10
0-0-1151.115	ZIMMER HOLDINGS #AF9		79,812.00
0-0-1151.116	FISERV INC #AP3		74,949.75
0-0-1151.117	CVS CAREMARK CORP #CL2		60,175.03
0-0-1151.118	COCA COLA BOT #AK8 -PI		69,982.50
0-0-1151.119	WORTHINGTON INDUSTRIES #AE2		64,862.85
0-0-1151.120	AMER AIRLN 15-2 #AB2		76,213.04
0-0-1151.122	PARKER HANNIFIN #AM7		79,914.40
0-0-1151.124	DUKE ENERGY CAROLINAS #AE4		89,630.30
0-0-1151.125	STANLEY BLACK & DECKER #AA9		78,857.60
0-0-1151.126	GRAINGER W W INC #AB0		74,939.25
0-0-1151.127	BLACK HILLS #AK5		49,938.50
0-0-1151.141	TOTAL SYS SERVICES #AD1		54,876.80
0-0-1151.143	E TRADE #BL7		47,756.25
0-0-1151.145	SYSCO #BD8		50,072.20
0-0-1151.147	HANOVER INS. #AF2 BRADFORD		44,895.15
0-0-1151.148	TRI-STATE #AH1		42,005.27
0-0-1151.149	ONEOK PARTNERS #AL7		44,850.85
0-0-1151.150	EQUIFAX #AK1		69,966.40
0-0-1151.156	SOUTHERN CO NTS #CU9		54,953.25
0-0-1151.158	COLUMBIA PIPELINE #AF6		47,562.75
0-0-1151.160	DOMINION RESOURCES #BU2		45,125.68
0-0-1151.167	PRUDENTIAL FIN #AK8		98,627.66
0-0-1151.169	NEW YORK & PRESBY #AD6		59,997.60
0-0-1151.170	MOLSON COORS BREWING #AH3		36,788.80
0-0-1151.171	ORACLE CORP #BJ3		59,989.20
0-0-1151.176	JP MORGAN CHASE #KG3		85,000.00

(This statement is continued on the following pages.)

**Lisle-Woodridge Firefighter's Pension Fund**

Balance Sheet (Continued)

March 31, 2017

**Corporate Bonds (Continued)**

0-0-1151.178	CELANESE US #AD6	\$	71,752.55
0-0-1151.180	BK OF NY MELLON #AD5		89,843.40
0-0-1151.182	AIR LEASE CORP #AN4		58,906.91
0-0-1151.183	BUNGE LTD FIN #AX8		80,381.62
0-0-1151.184	ARCHER-DANIELS #BL5		80,550.09
0-0-1151.185	INTL PAPER CO #CP6		79,699.20
0-0-1151.189	KITE REALTY #AA1		29,879.70
0-0-1151.190	GOLDMAN SACHS #AG5		44,953.65
0-0-1151.191	FLOWERS FOODS #AB7		74,716.25
0-0-1151.192	CABOT CORP #AK7		79,879.20
0-0-1151.193	INGREDION INC #AB8 - PI		79,965.60
0-0-1151.194	SHIRE ACQ INV IRELAND #AB5		80,304.80
0-0-1151.196	PHILLIPS 66 PARTNERS #AE8		24,825.77
0-0-1151.198	AMERICAN TOWER CORP #AD2		56,798.44
0-0-1151.200	SEMPRA ENERGY #AZ2		94,903.10
0-0-1151.201	XYLEM INC B/E #AJ9		79,835.20
0-0-1151.202	ERP OPERATING LP B/E #BF9		79,472.80
0-0-1151.205	KINDER MORGAN ENERGY #BS4		76,978.50
0-0-1151.207	OCCIDENTAL PETROLEUM #CM5		54,768.45
0-0-1151.210	GOLDMAN SACHS GROUP INC #AH3		49,043.25
0-0-1151.211	HOLLYFRONTIER CORP #AA6		55,054.00
0-0-1151.213	ABBOTT LABS #BF6 BRADFORD		54,590.80
0-0-1151.214	BROADRIDGE FINANCIAL #AC7 PACIFIC INCOME		79,671.20
0-0-1151.215	ABBOTT LABS #BF6 PACIFIC INCOME		79,404.80
0-0-1151.216	HANOVER INS. #AF2 PACIFIC INCOME		69,836.90
0-0-1151.217	VALERO ENERGY PARTNERS #AA0		30,007.86
0-0-1151.218	EPR PROPERTIES #AC3		39,371.60
0-0-1151.219	UNITE 2014-2 #AA4		41,756.47
0-0-1151.220	UNUM GROUP #AK2		25,075.25
0-0-1151.221	TRANSATLANTIC HLDGS #AB0		31,508.25
0-0-1151.223	BANK OF AMER CORP #GE3		40,000.00
0-0-1151.224	WELLS FARGO & CO #SK8		85,035.50
0-0-1151.225	SUNTRUST BANK #AR8		104,960.10
0-0-1151.226	MICROSOFT CORP #BY9		64,769.25
0-0-1151.227	APPLE INC #CG3		54,975.80
0-0-1151.228	MPLX LP #AL4		29,791.20
0-0-1151.229	APPLE #CK4		64,968.15
0-0-1151.230	HEXCEL CORP #AN8		69,666.90
0-0-1151.231	KRAFT HEINZ #AB2		51,120.30
0-0-1151.232	ENBRIDGE ENERGY #AP1		48,453.60
0-0-1151.233	ANHEUSER BUSCH #AP1		50,547.00
0-0-1151.234	JPMORGAN CHASE #RY8		76,455.00
0-0-1151.235	FIRST HORIZON NATL #AB1		56,537.25
0-0-1151.236	PHYSICIANS REALTY #AA0		49,838.50
0-0-1151.237	MERCURY GENL #AB6		74,885.25
0-0-1151.238	CAPITAL ONE FINANCIAL #BN4		114,648.10
0-0-1151.239	CITIGROUP INC #LD1		69,906.20
0-0-1151.240	MORGAN STANLEY #EF9		49,276.00
0-0-1151.241	VULCAN MATERIALS #AT6		74,702.25
0-0-1151.242	HUMANA INC #BF8		30,027.81

(This statement is continued on the following pages.)

**Lisle-Woodridge Firefighter's Pension Fund**

Balance Sheet (Continued)

March 31, 2017

**Corporate Bonds (Continued)**

0-0-1151.243	VERIZON COMM #DV3	\$	44,914.50
0-0-1151.244	CA INC #AH8		49,955.00
0-0-1151.245	WYNDHAM WORLDWIDE #AN8		64,853.75
0-0-1151.246	MERCURY GENL #AB6 -PI		79,877.60
0-0-1151.247	CAPITAL ONE FINANCIAL #BN4 -PI		79,755.20
0-0-1151.248	GREAT PLAINS ENERGY #AJ9		79,694.40
0-0-1151.249	CINTAS CORP #AN0		79,692.80
0-0-1151.250	VULCAN MATERIALS #AT6 -PI		79,682.40

Total Corporate Bonds			<u>8,891,070.25</u>
-----------------------	--	--	---------------------

**US Treasury Notes**

0-0-1252.006	US TREASURY NOTE #SD3		285,015.37
0-0-1252.007	US TREASURY NOTE #UN8		413,024.17
0-0-1252.019	US TREASURY NOTE #NT3		15,805.13
0-0-1252.020	US TREASURY NOTE #P46 - PI		733,647.71
0-0-1252.036	US TREASURY NOTE #NA4		524,569.96
0-0-1252.040	US TREASURY NOTE #S76		139,778.43
0-0-1252.044	US TREASURY NOTE #G20		211,167.51
0-0-1252.048	US TREASURY NOTE #U24		763,931.92
0-0-1252.050	US TREASURY NOTE #U99		1,475,979.49
0-0-1252.052	US TREASURY NOTE #V56		399,234.38
0-0-1252.053	US TREASURY NOTE #W22		472,587.90
0-0-1252.054	US TREASURY NOTE #V72		214,328.13
0-0-1252.055	US TREASURY NOTE #V98		29,457.11

Total US Treasury Notes			<u>5,678,527.21</u>
-------------------------	--	--	---------------------

**US Treasury Bonds**

0-0-1255.001	US TREASURY BOND #PW2		539,515.18
0-0-1255.003	US TREASURY BOND #QD3		207,417.07
0-0-1255.004	US TREASURY BOND #QS0		36,120.33
0-0-1255.009	US TREASURY BOND #RU4		232,077.27

Total US Treasury Bonds			<u>1,015,129.85</u>
-------------------------	--	--	---------------------

**FNMA Pool**

0-0-1262.002	FNMA PL 753098 #UX5		20,822.85
0-0-1262.003	FNMA PL 725946 #P79		51,858.56
0-0-1262.004	FNMA PL 799519 #G45		3,576.61
0-0-1262.005	FNMA PL 799695 #NL9		13,854.57
0-0-1262.006	FNMA PL 797665 #FE9		12,416.65
0-0-1262.007	FNMA PL 844386 #CX5		939.92
0-0-1262.008	FNMA PL 865200 #GH6		1,171.30
0-0-1262.009	FNMA PL 831541 #ZE9		7,524.13
0-0-1262.010	FNMA PL 891601 #RW2		3,057.84
0-0-1262.011	FNMA PL 892239 #HQ4		5,786.08
0-0-1262.012	FNMA PL 893427 #SQ7		2,413.71
0-0-1262.013	FNMA PL 896535 #BC8		3,173.49
0-0-1262.014	FNMA PL 900883 #2Q8		19,677.47
0-0-1262.015	FNMA PL 937289 #XS0		6,794.49

(This statement is continued on the following pages.)

**Lisle-Woodridge Firefighter's Pension Fund**

Balance Sheet (Continued)

March 31, 2017

**FNMA Pool (Continued)**

0-0-1262.016	FNMA PL 940525 #LE9	\$ 655.51
0-0-1262.017	FNMA PL 949244 #BM8	3,563.69
0-0-1262.018	FNMA PL 966555 #H83	1,555.82
0-0-1262.019	FNMA PL 968585 #RE2	2,441.24
0-0-1262.020	FNMA PL 929301 #NS3	16,471.62
0-0-1262.021	FNMA PL 983077 #CN5	9,740.43
0-0-1262.022	FNMA PL 889409 #DN1	875.80
0-0-1262.023	FNMA PL 930871 #FL0	32,557.37
0-0-1262.024	FNMA PL AB9754 #ZU3	122,999.23
0-0-1262.025	FNMA PL AB9763 #Z58	69,205.83
0-0-1262.026	FNMA PL AB9774 #2G0	139,556.50
0-0-1262.027	FNMA PL AS2764 #CA9	199,593.41
0-0-1262.028	FNMA PL AY3728 #EA4	103,643.93
	<b>Total FNMA Pool</b>	<b>855,928.05</b>

**FHLMC Pool**

0-0-1263.001	FHLMC PL C91820 #AV3	72,577.20
0-0-1263.002	FHLMC PL C91816 #AR2	142,069.06
0-0-1263.003	FHLMC PL A13570 #6F1	21,653.11
0-0-1263.004	FHLMC PL A23557 #5S9	137,901.68
0-0-1263.005	FHLMC PL G08008 #AJ9	1,272.09
0-0-1263.006	FHLMC PL A38978 #6P0	6,611.87
0-0-1263.007	FHLMC PL G08087 #CZ1	16,508.69
0-0-1263.008	FHLMC PL A51101 #GJ8	1,955.58
0-0-1263.009	FHLMC PL A54908 #NZ5	43,741.73
0-0-1263.010	FHLMC PL A54224 #VR6	688.38
0-0-1263.011	FHLMC PL A53752 #EZ7	39,642.20
0-0-1263.012	FHLMC PL A62706 #AF7	5,967.99
0-0-1263.013	FHLMC PL A64158 #TP2	2,583.58
0-0-1263.014	FHLMC PL A67491 #KC2	4,523.24
0-0-1263.015	FHLMC PL A69472 #QZ6	7,267.61
0-0-1263.016	FHLMC PL A75230 #Y33	9,293.38
0-0-1263.017	FHLMC PL G04176 #6M7	7,805.94
0-0-1263.018	FHLMC PL A77977 #2J6	4,816.19
0-0-1263.019	FHLMC PL G04816 #VH8	22,412.88
0-0-1263.020	FHLMC PL G05507 #NY8	15,347.78
0-0-1263.021	FHLMC PL G05518 #PB6	16,781.59
0-0-1263.022	FHLMC PL C09032 #A91	66,066.22
0-0-1263.023	FHLMC PL G08542 #S84	123,777.50
0-0-1263.024	FHLMC PL Q30081 #CT8	143,969.27
0-0-1263.025	FHLMC PL G08601 #U32	163,076.79
0-0-1263.026	FHLMC PL G08632 #V23	118,513.01
0-0-1263.027	FHLMC PL G08670 #W89	118,807.67
0-0-1263.031	FHLMC PL G08697 #X39	17,636.92
0-0-1263.032	FHLMC PL G08741 #ZFO	531,419.51
0-0-1263.033	FHLMC PL G08742 #ZG8	223,918.27
	<b>Total FHLMC Pool</b>	<b>2,088,606.93</b>

(This statement is continued on the following pages.)

**Lisle-Woodridge Firefighter's Pension Fund**

Balance Sheet (Continued)

March 31, 2017

---

<b>FFCB Bonds</b>		
0-0-1284.001	FFCB # 2K2	\$ 137,000.00
	Total FFCB Bonds	<u>137,000.00</u>
<b>FNMA Notes</b>		
0-0-1287.004	FNMA NOTE #E33	240,790.92
0-0-1287.005	FNMA NOTE #G72	198,341.20
	Total FNMA Notes	<u>439,132.12</u>
<b>Unrealized Gains (Losses)</b>		
0-0-1300.001	UNREALIZED GAINS (LOSSES)	<u>111,009.81</u>
	Total Unrealized Gains (Losses)	<u>111,009.81</u>
<b>Stock Equities</b>		
0-0-1450.001	UBS - RNC GENTER	2,578,156.21
0-0-1450.002	UBS - CHILTON	1,598,035.70
0-0-1450.003	UBS - STONEBRIDGE	1,788,952.04
	Total Stock Equities	<u>5,965,143.95</u>
<b>Mutual Funds</b>		
0-0-1550.001	LAZARD EMERGING MKTS	2,378,084.00
0-0-1550.002	FMI COMMON STOCK	2,724,724.16
0-0-1550.003	INVESCO INTL GROWTH	3,181,168.23
0-0-1550.004	MFS INTL VALUE	2,955,282.40
0-0-1550.005	LOOMIS SAYLES GROWTH	2,494,025.27
0-0-1550.006	BLACKROCK STRATEGIC INC	2,954,701.10
0-0-1550.007	PIONEER STRATEGIC INC	2,689,413.28
0-0-1550.008	WELLS FARGO ABS RETURN	3,846,530.81
0-0-1550.009	SPDR BARCLAYS	1,587,107.60
0-0-1550.010	INVESCO S&P 500	3,520,323.99
0-0-1550.011	JP MORGAN FDS UNDIS MGRS BEHAV	2,389,026.65
0-0-1550.012	UNDISCOVERED MG BH VL SL	280,539.68
0-0-1550.013	ISHARES CORE EMERG MKTS	2,438,389.17
	Total Mutual Funds	<u>33,439,316.34</u>
<b>Other Assets</b>		
0-0-1900.000	ACCRUED INTEREST RECEIVABLE	<u>125,753.02</u>
	Total Other Assets	<u>125,753.02</u>
<b>TOTAL ASSETS</b>		<u>\$ 59,977,361.55</u>

(This statement is continued on the following page.)

**Lisle-Woodridge Firefighter's Pension Fund**

Balance Sheet (Continued)

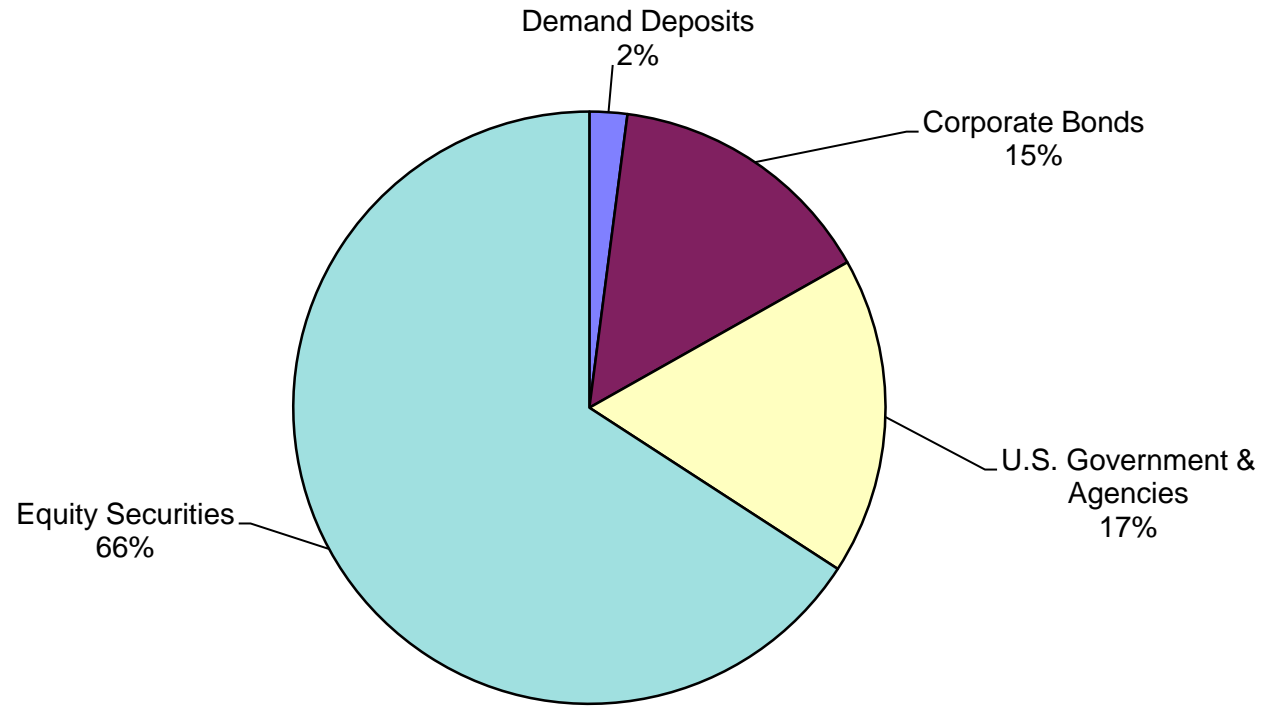
March 31, 2017

---

<b>LIABILITIES</b>		
0-0-2110.000	ACCOUNTS PAYABLE	\$ -
	Total Liabilities	<u>-</u>
Fund Balance		
0-0-3000.001	FUND BALANCE	<u>59,977,361.55</u>
<b>TOTAL LIABILITIES AND FUND BALANCE</b>		<u>\$ 59,977,361.55</u>

(See accountant's compilation report.)

**Lisle-Woodridge Firefighter's Pension Fund  
Cash and Investments  
March 31, 2017**



(See accountant's compilation report.)

**Lisle-Woodridge Firefighter's Pension Fund**

Revenue Report

For the Three Months Ended March 31, 2017

		<u>Current Month</u>	<u>Year to Date</u>
<b>Revenues</b>			
<b>Employer and Member Contributions</b>			
<b>Employer Contributions</b>			
0-0-4000.000	CURRENT TAX	\$ -	\$ 148.41
	Total Employer Contributions	-	148.41
<b>Employee Contributions</b>			
0-0-4050.000	CONTRIBUTIONS - CURRENT YEAR	95,146.35	216,268.67
	Total Employee Contributions	95,146.35	216,268.67
	Total Employer and Employee Contributions	95,146.35	216,417.08
<b>Income Cash and Investments</b>			
<b>Interest Demand Deposits</b>			
0-0-4105.001	UBS-EM22472 CASH	59.23	391.40
0-0-4105.003	UBS-EM22478 FMI	0.04	0.32
0-0-4105.005	UBS-EM22487 PACIFIC INCOME	7.85	24.95
0-0-4105.006	UBS-EM22500 RNC GENTER	14.09	30.34
0-0-4105.008	UBS-EM24449 BRADFORD	21.87	64.32
0-0-4105.009	UBS-EM24453 CHILTON	1.06	2.19
0-0-4105.010	UBS-EM24456 STONEBRIDGE	6.45	14.46
0-0-4105.015	UBS-EM24466 BARCLAYS	2.93	5.80
0-0-4105.017	UBS-EM24469 JPMORGAN	0.00	0.13
0-0-4105.018	UBS-EM24478 ISHARES	3.41	7.05
	Total Interest Demand Deposits	116.93	540.96
<b>Income Fixed Income Securities</b>			
<b>Income Corporate Bonds</b>			
0-0-4151.006	SYNCHRONY FINL #AJ2	-	520.00
0-0-4151.008	RAYMOND JAMES #AB5	-	2,150.00
0-0-4151.014	PNC FUNDING CORP #BL6	-	1,859.38
0-0-4151.016	PRIVATE EXPT FDG #DV1	1,276.50	1,276.50
0-0-4151.019	MEAD JOHNSON NUTRITION #AJ5	-	311.25
0-0-4151.033	REGENCY ENERGY PARTNERS #AG3	668.40	668.40
0-0-4151.046	CAPITAL ONE FINANCIAL #BJ3	1,061.67	1,061.67
0-0-4151.047	MORGAN STANLEY #7X1	662.50	662.50
0-0-4151.050	HAWAIIAN AIRLINES #AA5	-	1,691.19
0-0-4151.052	CBRE SERVICES INC #AD2	1,218.75	1,218.75
0-0-4151.053	CITIGROUP INC #JC6	919.72	919.72
0-0-4151.054	KILROY REALTY #AK8	-	1,062.50
0-0-4151.055	VERIZON COMM #CQ5	577.50	962.50
0-0-4151.061	GOLDMAN SACHS #AF3	404.13	404.13
0-0-4151.066	WELLS FARGO & CO #RN3	342.71	342.71
0-0-4151.067	US BANCORP #AY2	410.00	1,435.00
0-0-4151.075	WELLS FARGO & CO #FG0	-	600.00
0-0-4151.079	DU PONT DE NEMOURS #BW8	2,300.00	2,300.00
0-0-4151.083	LABORATORY CORP #AR3 -PI	-	1,050.00
0-0-4151.088	PROLOGIS LP #AY7	-	1,591.25
0-0-4151.089	TEXTRON INC #BT7	1,277.50	1,277.50

(This statement is continued on the following pages.)



**Lisle-Woodridge Firefighter's Pension Fund**

Revenue Report

For the Three Months Ended March 31, 2017

		<u>Current Month</u>	<u>Year to Date</u>
<b>Income Fixed Income Securities</b>			
<b>Income Corporate Bonds</b>			
0-0-4151.091	GOLDMAN SACHS GROUP #GQ1	\$ -	\$ 2,100.00
0-0-4151.092	OWENS & MINOR #AD4	1,550.00	1,550.00
0-0-4151.093	CITIGROUP INC #FT3	-	1,687.50
0-0-4151.094	J P MORGAN CHASE #JD3	-	2,250.00
0-0-4151.095	MICROSOFT CORP #BA1	-	950.00
0-0-4151.097	AMERICAN TOWER #AA8 -PI	1,880.00	1,880.00
0-0-4151.099	EASTMAN CHEMICAL #AN0	-	702.00
0-0-4151.101	NBCUNIVERSAL MEDIA #AH3	-	1,150.00
0-0-4151.102	GATX CORP #AQ6	1,267.50	1,267.50
0-0-4151.107	STATOIL ASA #AK8	-	728.75
0-0-4151.108	FMC CORP NTS #AS4	-	1,537.50
0-0-4151.109	HOME DEPOT #BC5	-	1,406.25
0-0-4151.111	MONSANTO CO #AU5	-	1,265.63
0-0-4151.112	TYCO ELECTRONICS #AR8	-	1,293.75
0-0-4151.117	CVS CAREMARK CORP #CL2	-	1,201.25
0-0-4151.120	AMER AIRLN 15-2 #AB2	1,405.94	1,405.94
0-0-4151.125	STANLEY BLACK & DECKER #AA9	2,080.00	2,080.00
0-0-4151.127	BLACK HILLS #AK5	-	625.00
0-0-4151.128	ANHEUSER BUSCH #AN6	-	1,099.78
0-0-4151.140	BERKSHIRE HATHAWAY #BS6	-	454.86
0-0-4151.149	ONEOK PARTNERS #AL7	1,125.00	1,125.00
0-0-4151.152	BRIXMOR OPERATING PART #AA1	-	924.00
0-0-4151.156	SOUTHERN CO NTS #CU9	-	978.01
0-0-4151.157	CVS HEALTH CORP #CT5	-	224.01
0-0-4151.160	DOMINION RESOURCES #BU2	-	666.45
0-0-4151.163	AETNA INC #AY4	-	217.81
0-0-4151.164	UNDER ARMOUR #AA5	-	234.72
0-0-4151.167	PRUDENTIAL FIN #AK8	-	(676.72)
0-0-4151.169	NEW YORK & PRESBY #AD6	-	1,442.36
0-0-4151.170	MOLSON COORS BREWING #AH3	-	877.33
0-0-4151.171	ORACLE CORP #BJ3	-	1,253.33
0-0-4151.173	JPMORGAN CHASE & CO #NJ5	1,328.12	1,328.12
0-0-4151.175	APPLE #CD0	-	1,220.24
0-0-4151.176	JP MORGAN CHASE #KG3	-	1,013.31
0-0-4151.178	CELANESE US #AD6	1,503.13	1,503.13
0-0-4151.180	BK OF NY MELLON #AD5	-	990.00
0-0-4151.182	AIR LEASE CORP #AN4	1,168.75	1,168.75
0-0-4151.183	BUNGE LTD FIN #AX8	-	1,300.00
0-0-4151.184	ARCHER-DANIELS #BL5	-	1,000.00
0-0-4151.185	INTL PAPER CO #CP6	-	1,226.67
0-0-4151.186	VALERO ENERGY CORP #AU4	-	489.22
0-0-4151.187	THERMO FISHER SCIENTIFIC #BR2	-	531.00
0-0-4151.189	KITE REALTY #AA1	656.11	656.11
0-0-4151.192	CABOT CORP #AK7	1,360.00	1,360.00
0-0-4151.194	SHIRE ACQ INV IRELAND #AB5	960.00	960.00
0-0-4151.197	BANK OF AMER CORP #FZ7	-	433.16
0-0-4151.198	AMERICAN TOWER CORP #AD2	-	1,250.00
0-0-4151.199	WELLS FARGO & CO #SH5	-	283.33
0-0-4151.204	UNITED TECHNOLOGIES CORP #CH0	-	181.08
0-0-4151.205	KINDER MORGAN ENERGY #BS4	-	1,556.25

(This statement is continued on the following pages.)

**Lisle-Woodridge Firefighter's Pension Fund**

Revenue Report

For the Three Months Ended March 31, 2017

		<u>Current Month</u>	<u>Year to Date</u>
<b>Income Fixed Income Securities (Continued)</b>			
<b>Income Corporate Bonds (Continued)</b>			
0-0-4151.206	BUCKEYE PARTNERS #AQ4	\$ -	\$ 288.02
0-0-4151.208	AFLAC INC #AF9	-	346.15
0-0-4151.209	ABBVIE INC #AS8	-	710.22
0-0-4151.210	GOLDMAN SACHS GROUP INC #AH3	(289.24)	(289.24)
0-0-4151.212	MPLX LP #AC4	-	1,470.49
0-0-4151.217	VALERO ENERGY PARTNERS #AA0	252.78	252.78
0-0-4151.218	EPR PROPERTIES #AC3	139.86	139.86
0-0-4151.219	UNITE 2014-2 #AA4	1,601.46	1,601.46
0-0-4151.220	UNUM GROUP #AK2	500.00	500.00
0-0-4151.222	SMITHFIELD FOODS INC #AV0	-	377.26
0-0-4151.224	WELLS FARGO & CO #SK8	(95.91)	(95.91)
0-0-4151.228	MPLX LP #AL4	144.44	144.44
0-0-4151.230	HEXCEL CORP #AN8	-	(2.19)
0-0-4151.231	KRAFT HEINZ #AB2	-	(507.99)
0-0-4151.232	ENBRIDGE ENERGY #AP1	-	(1,058.33)
0-0-4151.233	ANHEUSER BUSCH #AP1	-	(111.53)
0-0-4151.234	JPMORGAN CHASE #RY8	(236.38)	(236.38)
0-0-4151.235	FIRST HORIZON NATL #AB1	(406.39)	(406.39)
0-0-4151.237	MERCURY GENL #AB6	18.33	18.33
0-0-4151.239	CITIGROUP INC #LD1	(453.48)	(453.48)
0-0-4151.240	MORGAN STANLEY #EF9	(251.74)	(251.74)
0-0-4151.242	HUMANA INC #BF8	24.14	24.14
		<hr/>	<hr/>
	Total Income Corporate Bonds	28,351.80	78,177.30
<b>Income US Treasury Notes</b>			
0-0-4252.006	US TREASURY NOTE #SD3	-	1,781.25
0-0-4252.007	US TREASURY NOTE #UN8	-	4,100.00
0-0-4252.019	US TREASURY NOTE #NT3	-	196.88
0-0-4252.020	US TREASURY NOTE #P46 - PI	134.67	6,741.53
0-0-4252.036	US TREASURY NOTE #NA4	-	(1,440.35)
0-0-4252.038	US TREASURY NOTE #2C3	-	4,690.19
0-0-4252.040	US TREASURY NOTE #S76	-	787.50
0-0-4252.041	US TREASURY NOTE #2B5	-	1,911.58
0-0-4252.042	US TREASURY NOTE #2F6	-	940.71
0-0-4252.043	US TREASURY NOTE #2D1	16.81	223.06
0-0-4252.044	US TREASURY NOTE #G20	261.05	504.94
0-0-4252.045	US TREASURY NOTE #2G4	-	83.39
0-0-4252.046	US TREASURY NOTE #T34	-	244.78
0-0-4252.047	US TREASURY NOTE #T59	-	667.58
0-0-4252.048	US TREASURY NOTE #U24	977.62	73.86
0-0-4252.049	US TREASURY NOTE #T67	-	409.70
0-0-4252.050	US TREASURY NOTE #U99	-	(509.32)
0-0-4252.051	US TREASURY NOTE #U73	-	247.24
0-0-4252.053	US TREASURY NOTE #W22	-	(51.28)
0-0-4252.054	US TREASURY NOTE #V72	-	(233.86)
0-0-4252.055	US TREASURY NOTE #V98	(36.98)	(47.86)
0-0-4252.056	US TREASURY NOTE #W48	25.12	25.12
		<hr/>	<hr/>
	Total Income US Treasury Notes	1,378.29	21,346.64

(This statement is continued on the following pages.)

**Lisle-Woodridge Firefighter's Pension Fund**  
 Revenue Report  
 For the Three Months Ended March 31, 2017

		<u>Current Month</u>	<u>Year to Date</u>
<b>Income Fixed Income Securities (Continued)</b>			
<b>Income US Treasury Bonds</b>			
0-0-4255.001	US TREASURY BOND #PW2	\$ -	\$ 9,296.88
0-0-4255.004	US TREASURY BOND #QS0	-	656.25
0-0-4255.008	US TREASURY BOND #RT7	490.21	2,180.70
0-0-4255.009	US TREASURY BOND #RU4	(2,216.61)	(2,343.68)
Total Income US Treasury Bonds		<u>(1,726.40)</u>	<u>9,790.15</u>
<b>Income FNMA Pool</b>			
0-0-4262.002	FNMA PL 753098 #UX5	101.63	315.04
0-0-4262.003	FNMA PL 725946 #P79	239.18	732.61
0-0-4262.004	FNMA PL 799519 #G45	16.35	49.19
0-0-4262.005	FNMA PL 799695 #NL9	77.17	232.12
0-0-4262.006	FNMA PL 797665 #FE9	61.68	185.51
0-0-4262.007	FNMA PL 844386 #CX5	4.74	14.25
0-0-4262.008	FNMA PL 865200 #GH6	5.56	16.72
0-0-4262.009	FNMA PL 831541 #ZE9	39.47	123.62
0-0-4262.010	FNMA PL 891601 #RW2	16.17	49.99
0-0-4262.011	FNMA PL 892239 #HQ4	31.33	94.19
0-0-4262.012	FNMA PL 893427 #SQ7	12.10	36.41
0-0-4262.013	FNMA PL 896535 #BC8	15.89	47.77
0-0-4262.014	FNMA PL 900883 #2Q8	99.74	299.87
0-0-4262.015	FNMA PL 937289 #XS0	34.81	107.67
0-0-4262.016	FNMA PL 940525 #LE9	3.42	10.56
0-0-4262.017	FNMA PL 949244 #BM8	17.34	54.05
0-0-4262.018	FNMA PL 966555 #H83	8.10	24.36
0-0-4262.019	FNMA PL 968585 #RE2	12.30	36.96
0-0-4262.020	FNMA PL 929301 #NS3	66.29	202.45
0-0-4262.021	FNMA PL 983077 #CN5	38.01	116.33
0-0-4262.022	FNMA PL 889409 #DN1	4.37	13.76
0-0-4262.023	FNMA PL 930871 #FL0	129.34	390.90
0-0-4262.024	FNMA PL AB9754 #ZU3	367.44	1,117.00
0-0-4262.025	FNMA PL AB9763 #Z58	207.83	629.81
0-0-4262.026	FNMA PL AB9774 #2G0	416.50	1,262.93
0-0-4262.027	FNMA PL AS2764 #CA9	610.23	1,919.24
0-0-4262.028	FNMA PL AY3728 #EA4	257.70	779.83
Total Income FNMA Pool		<u>2,894.69</u>	<u>8,863.14</u>
<b>Income FHLMC Pool</b>			
0-0-4263.001	FHLMC PL C91820 #AV3	200.07	609.01
0-0-4263.002	FHLMC PL C91816 #AR2	390.71	1,186.72
0-0-4263.003	FHLMC PL A13570 #6F1	104.71	315.09
0-0-4263.004	FHLMC PL A23557 #5S9	711.16	2,142.91
0-0-4263.005	FHLMC PL G08008 #AJ9	6.86	20.76
0-0-4263.006	FHLMC PL A38978 #6P0	32.32	97.38
0-0-4263.007	FHLMC PL G08087 #CZ1	82.95	250.23
0-0-4263.008	FHLMC PL A51101 #GJ8	9.68	29.10
0-0-4263.009	FHLMC PL A54908 #NZ5	230.75	693.67
0-0-4263.010	FHLMC PL A54224 #VR6	3.43	10.31
0-0-4263.011	FHLMC PL A53752 #EZ7	188.94	568.08

(This statement is continued on the following pages.)

**Lisle-Woodridge Firefighter's Pension Fund**  
Revenue Report  
For the Three Months Ended March 31, 2017

	Current Month	Year to Date
<b>Income Fixed Income Securities (Continued)</b>		
<b>Income FHLMC Pool (Continued)</b>		
0-0-4263.012	\$ 29.67	\$ 96.50
0-0-4263.013	12.94	38.91
0-0-4263.014	24.00	72.14
0-0-4263.015	53.36	160.38
0-0-4263.016	39.11	119.88
0-0-4263.017	36.14	111.25
0-0-4263.018	28.58	85.88
0-0-4263.019	88.49	272.72
0-0-4263.020	60.45	185.51
0-0-4263.021	67.49	207.00
0-0-4263.022	196.90	597.46
0-0-4263.023	381.08	1,168.20
0-0-4263.024	406.89	1,223.71
0-0-4263.025	503.15	1,542.76
0-0-4263.026	336.41	1,023.77
0-0-4263.027	297.47	898.75
0-0-4263.031	43.17	130.35
0-0-4263.032	1,299.30	3,908.61
0-0-4263.033	638.24	1,920.00
	6,504.42	19,687.04
<b>Total Income FHLMC Pool</b>		
	6,504.42	19,687.04
<b>Income FNMA Notes</b>		
0-0-4287.004	FNMA NOTE #E33	1,350.00
	-	1,350.00
<b>Total Income FNMA Notes</b>		
	-	1,350.00
<b>Change in Accrued Interest Rec</b>		
0-0-4295.001	CHANGE IN ACCR INTEREST REC	5,002.19
	16,178.01	5,002.19
<b>Total Change in Accrued Interest Rec</b>		
	16,178.01	5,002.19
<b>Gains (Losses) on Securities</b>		
0-0-4300.001	UNREALIZED GAIN (LOSS)	120,953.70
0-0-4400.001	GAIN (LOSS) - SALE OF SECURITY	(76,179.00)
	(19,262.67)	(76,179.00)
<b>Total Gains (Losses) on Securities</b>		
	(56,382.00)	44,774.70
<b>Total Income Fixed Income Securities</b>		
	(2,801.19)	188,991.16
<b>Income Equity Securities</b>		
<b>Income Stock Equities</b>		
0-0-4450.001	DVD - UBS - RNC GENTER	19,966.36
0-0-4450.002	DVD - UBS - CHILTON	16,256.66
0-0-4450.003	DVD - UBS - STONEBRIDGE	27,798.19
	12,137.81	27,798.19
<b>Total Income/Dividends Stock Equities</b>		
	27,815.41	64,021.21

(This statement is continued on the following page.)

**Lisle-Woodridge Firefighter's Pension Fund**

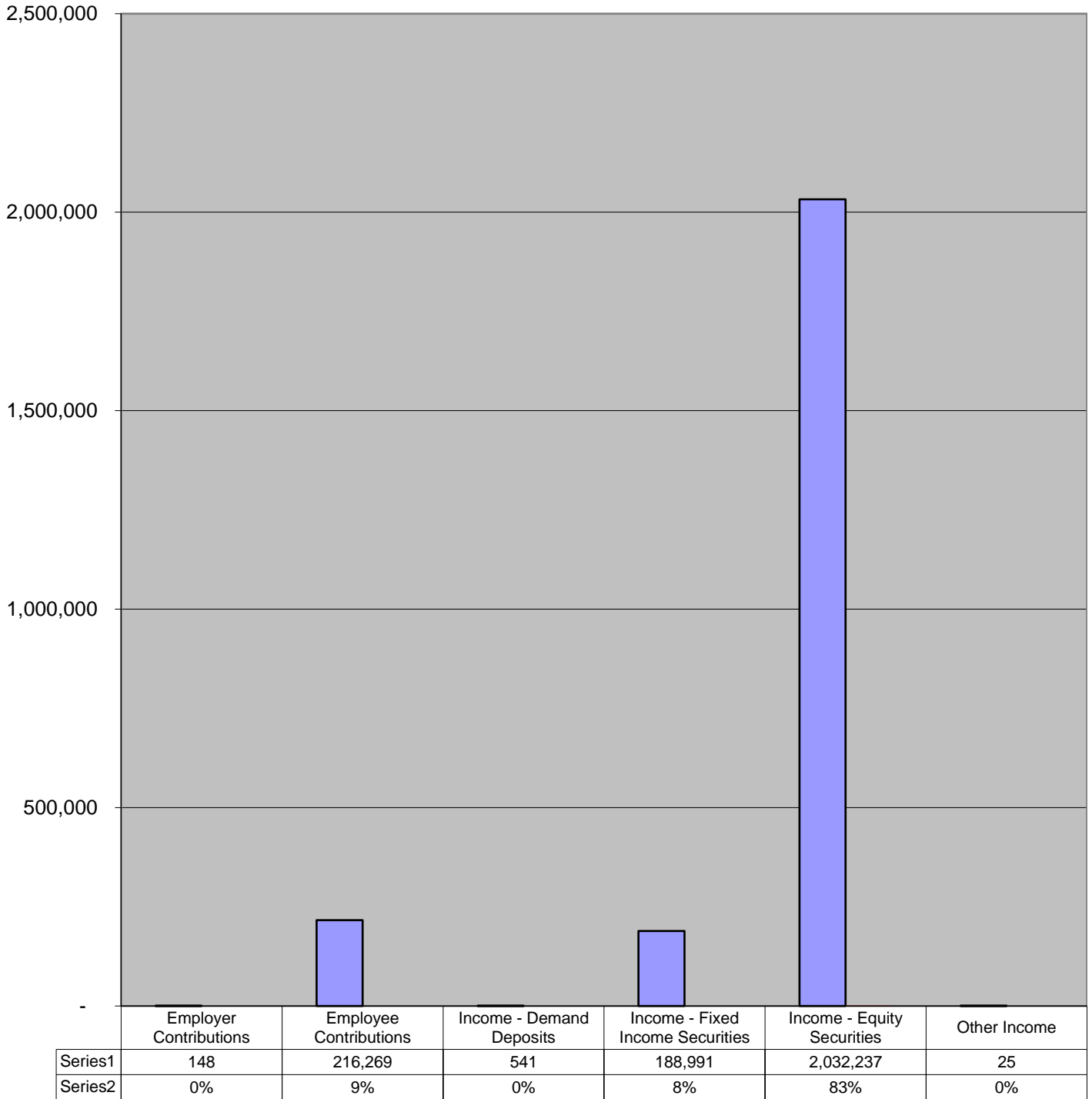
Revenue Report

For the Three Months Ended March 31, 2017

		<u>Current Month</u>	<u>Year to Date</u>
<b>Income Equity Securities (Continued)</b>			
<b>Income Stock Equities (Continued)</b>			
0-0-4460.001	G/L - UBS - RNC GENTER	\$ (23,611.16)	\$ 31,437.37
0-0-4460.002	G/L - UBS - CHILTON	(53,821.76)	(6,647.69)
0-0-4460.003	G/L - UBS - STONEBRIDGE	(7,081.24)	64,329.91
	Total Income/Gain (Loss) Stock Equities	<u>(84,514.16)</u>	<u>89,119.59</u>
	Total Income Stock Equities	<u>(56,698.75)</u>	<u>153,140.80</u>
<b>Income Mutual Funds</b>			
0-0-4550.006	DVD - BLACKROCK STRATEGIC INC	7,017.72	20,494.24
0-0-4550.007	DVD - PIONEER STRATEGIC INC	8,212.41	24,516.69
0-0-4550.009	DVD - SPDR BARCLAYS	5,387.92	24,094.02
	Total Income/Dividends Mutual Funds	<u>20,618.05</u>	<u>69,104.95</u>
0-0-4560.001	G/L - LAZARD EMERGING MKTS	55,741.93	249,912.67
0-0-4560.002	G/L - FMI COMMON STOCK	22,672.26	94,733.98
0-0-4560.003	G/L - INVESCO INTL GROWTH	97,075.63	230,118.33
0-0-4560.004	G/L - MFS INTL VALUE	76,878.05	201,287.68
0-0-4560.005	G/L - LOOMIS SAYLES GROWTH	40,288.10	193,810.73
0-0-4560.006	G/L - BLACKROCK STRATEGIC INC	(5,969.10)	20,810.20
0-0-4560.007	G/L - PIONEER STRATEGIC INC	(5,022.25)	22,484.81
0-0-4560.008	G/L - WELLS FARGO ABS RETURN	35,550.19	170,692.24
0-0-4560.009	G/L - SPDR BARCLAYS	7,919.04	87,023.88
0-0-4560.010	G/L - INVESCO S&P 500	(263.73)	185,440.96
0-0-4560.011	G/L - JP MORGAN FDS UNDIS MGRS BEHAV	(14,136.25)	48,933.18
0-0-4560.012	G/L - UNDISCOVERED MG BH VL SL	(3,555.89)	6,435.71
0-0-4560.013	G/L - ISHARES CORE EMERG MKTS	83,312.22	298,306.72
	Total Income/Gain (Loss) Mutual Funds	<u>390,490.20</u>	<u>1,809,991.09</u>
<b>Other Income</b>			
0-0-4900.001	OTHER INCOME	-	25.00
	Total Other Income	<u>-</u>	<u>25.00</u>
	Total Income Mutual Funds	<u>411,108.25</u>	<u>1,879,096.04</u>
	Total Income Equity Securities	<u>354,409.50</u>	<u>2,032,236.84</u>
	Total Income Cash and Investments	<u>351,725.24</u>	<u>2,221,793.96</u>
<b>TOTAL REVENUES</b>		<u>\$ 446,871.59</u>	<u>\$ 2,438,211.04</u>

(See accountant's compilation report.)

**Lisle-Woodridge Firefighter's Pension Fund  
Revenues  
For Three Months Ended March 31, 2017**



(See accountant's compilation report.)

**Lisle-Woodridge Firefighter's Pension Fund**

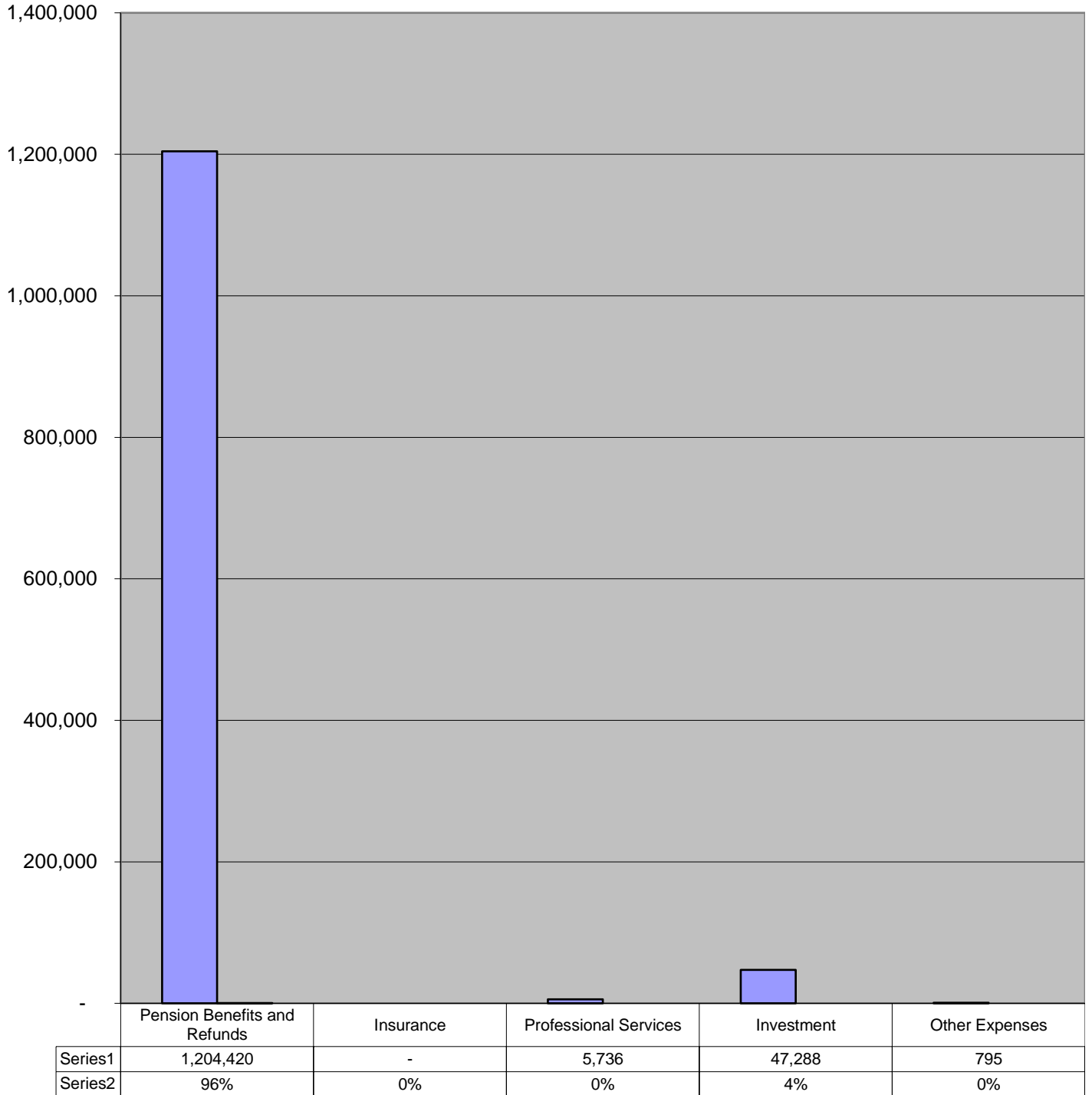
Expense Report

For the Three Months Ended March 31, 2017

		<b>FY17</b>		
		<b>Current Month</b>	<b>Year to Date</b>	<b>Annual Budget</b>
<b>Expenses</b>				
<b>Administrative</b>				
<b>Pension Benefits and Refunds</b>				
0-0-5020.000	SERVICE PENSIONS	\$ 363,962.59	\$ 1,081,409.84	\$ 4,251,700.00
0-0-5030.000	NON-DUTY DISABILITY PENSIONS	6,874.77	20,624.31	84,100.00
0-0-5040.000	DUTY DISABILITY PENSIONS	23,612.85	70,838.55	291,800.00
0-0-5050.000	OCCUPATIONAL DISEASE PENSIONS	8,359.58	25,078.74	103,300.00
0-0-5060.000	SURVIVING SPOUSE PENSIONS	2,156.35	6,469.05	25,900.00
0-0-5100.000	REFUND OF CONTRIBUTIONS	-	-	15,000.00
	Total Pension Benefit and Refunds	404,966.14	1,204,420.49	4,771,800.00
<b>Insurance</b>				
0-0-5150.001	FIDUCIARY INSURANCE	-	-	20,000.00
	Total Insurance	-	-	20,000.00
<b>Professional Services</b>				
0-0-5170.001	ACTUARIAL SERVICES	-	-	-
0-0-5170.002	AUDITING SERVICES	-	-	4,500.00
0-0-5170.003	ACCOUNTING & BOOKKEEPING SERV	5,700.00	5,700.00	18,200.00
0-0-5170.004	MEDICAL SERVICES	-	-	10,300.00
0-0-5170.005	LEGAL SERVICES	-	-	25,000.00
0-0-5170.006	PUBLIC STENOGRAPHER/CT REPORT	-	35.80	1,100.00
	Total Professional Services	5,700.00	5,735.80	59,100.00
<b>Investment</b>				
0-0-5190.001	INVESTMENT MGR/ADVISOR FEES	-	47,173.82	228,500.00
0-0-5190.004	SAFE DEPOSIT AND BANK FEES	38.00	114.00	500.00
	Total Investment	38.00	47,287.82	229,000.00
<b>Other Expenses</b>				
0-0-5290.025	CONFERENCE/SEMINAR FEES	-	-	6,200.00
0-0-5290.026	ASSOCIATION DUES	-	795.00	1,000.00
0-0-5290.028	POSTAGE EXPENSE	-	-	200.00
0-0-5290.030	SUPPLIES EXPENSE	-	-	1,400.00
0-0-5290.034	IDOI FILING EXPENSE	-	-	8,000.00
0-0-5290.035	OTHER EXPENSE	-	-	10,500.00
	Total Other Expenses	-	795.00	27,300.00
	Total Administrative	5,738.00	1,258,239.11	5,107,200.00
<b>TOTAL EXPENSES</b>		\$ 410,704.14	\$ 1,258,239.11	\$ 5,107,200.00

(See accountant's compilation report.)

**Lisle-Woodridge Firefighter's Pension Fund  
Expenses  
For Three Months Ended March 31, 2017**



(See accountant's compilation report.)



**Lisle-Woodridge Firefighter's Pension Fund**  
**Summary of Property Tax Receipts through March 31, 2017**  
**DuPage County and Will County**

---

	<u>Total Property Taxes</u>
Fiscal Year Ending December 31, 2017	
Per Property Tax Remittances:	
Total DuPage County Collections	\$ 148.41
Total Will County Collections	<u>-</u>
Total Collections	<u><u>\$ 148.41</u></u>

(See accountant's compilation report.)

**Lisle-Woodridge Firefighter's Pension Fund**  
**Summary of Property Tax Receipts through March 31, 2017**  
**DuPage County**

		2015 Taxes	2014 Taxes
Fiscal Year Ending December 31, 2017			
	1/10/2017	\$ 128.95	\$ -
	2/15/2017	19.46	-
		<u>\$ 148.41</u>	<u>\$ -</u>

		2015 Taxes	2014 Taxes
Fiscal Year Ending December 31, 2016		<u>\$ 4,083,978.00</u>	<u>\$ 10,153.45</u>

<b>SUMMARY</b>		2015 Taxes	2014 Taxes
<b>TOTAL COLLECTED</b>		<u>\$ 4,084,126.41</u>	<u>\$ 10,153.45</u>
<b>TAX LEVIED</b>		<u>\$ 4,097,019.02</u>	<u>*</u>
<b>TAX EXTENDED</b>		<u>\$ 4,090,999.18</u>	<u>*</u>
<b>% COLLECTED</b>		<u>99.83%</u>	<u>*</u>
<b>EXTENDED LESS COLLECTED</b>		<u>\$ 6,872.77</u>	<u>*</u>

*\* Information is not available.*

**Lisle-Woodridge Firefighter's Pension Fund**  
**Summary of Property Tax Receipts through March 31, 2017**  
**Will County**

	2015 Taxes	2014 Taxes
Fiscal Year Ending December 31, 2017	\$ -	\$ -
	\$ -	\$ -

	2015 Taxes	2014 Taxes
Fiscal Year Ending December 31, 2016	\$ 3,129.32	\$ 431.97

<b>SUMMARY</b>	2015 Taxes	2014 Taxes
<b>TOTAL COLLECTED</b>	\$ 3,129.32	\$ 431.97
<b>TAX LEVIED</b>	\$ 3,129.98	*
<b>TAX EXTENDED</b>	\$ 3,129.98	*
<b>% COLLECTED</b>	99.98%	*
<b>EXTENDED LESS COLLECTED</b>	\$ 0.66	*

\* *Information is not available.*

**Lisle-Woodridge Firefighter's Pension Fund Cash Projections FY2017**  
**MB Financial Bank**

Starting Date 1/1/2017

	Beginning	Jan-17	Feb-17	Mar-17	Apr-17	May-17	Jun-17	Jul-17	Aug-17	Sep-17	Oct-17	Nov-17	Dec-17	Total
<b>Cash on Hand (beginning of month)</b>	34,042	34,042	33,374	39,270	67,845	29,022	20,199	27,276	10,453	3,630	23,807	16,884	-939	
<b>CASH RECEIVED</b>														
Distribution Funding		345,000	345,000	345,000	345,000	345,000	345,000	345,000	345,000	345,000	345,000	345,000	345,000	4,140,000
Member Contributions		61,637	59,485	95,146	53,000	69,000	67,000	63,000	62,000	92,000	60,000	61,000	57,000	800,269
Other Misc		-	25	-	-	-	-	-	-	-	-	-	-	25
<b>TOTAL CASH RECEIVED</b>		406,637	404,510	440,146	398,000	414,000	412,000	408,000	407,000	437,000	405,000	406,000	402,000	4,940,294
<b>Total Cash Available</b>	34,042	440,679	437,884	479,417	465,845	443,022	432,199	435,276	417,453	440,630	428,807	422,884	401,061	
<b>CASH PAID OUT</b>														
Pension Payments		398,143	398,576	403,062	404,823	404,823	404,823	404,823	404,823	411,823	411,823	411,823	411,823	4,871,188
Pension Refunds		-	-	-	-	-	-	-	-	-	-	-	-	-
Other Expenses		9,162	38	8,509	32,000	18,000	100	20,000	9,000	5,000	100	12,000	1,000	114,909
Wire Transfers Out (In)		-	-	-	-	-	-	-	-	-	-	-	-	-
<b>TOTAL CASH PAID OUT</b>		407,305	398,614	411,571	436,823	422,823	404,923	424,823	413,823	416,823	411,923	423,823	412,823	4,986,097
<b>Cash on Hand (end of month)</b>	34,042	33,374	39,270	67,845	29,022	20,199	27,276	10,453	3,630	23,807	16,884	-939	-11,762	

\*\* Amount estimated\*\*

(See accountant's compilation report.)