

LISLE-WOODRIDGE FIREFIGHTER'S PENSION FUND

ACCOUNTANT'S COMPILATION REPORT

For the Seven Months Ended
July 31, 2017



LISLE-WOODRIDGE FIREFIGHTER’S PENSION FUND
TABLE OF CONTENTS

	<u>Page(s)</u>
ACCOUNTANT’S COMPILATION REPORT.....	1
BASIC FINANCIAL STATEMENTS	
Statement of Fiduciary Net Position.....	2
Statement of Changes in Fiduciary Net Position.....	3
SUPPLEMENTARY INFORMATION	
Balance Sheet.....	4-9
Cash and Investments Chart.....	10
Revenue Report.....	11-18
Revenues Chart	19
Expense Report	20
Expenses Chart.....	21
Property Tax Revenue Analysis.....	22-24
• DuPage County	
• Will County	
Cash Flow Projections Report FY2017.....	25



630.566.8400 // www.sikich.com

1415 W. Diehl Road, Suite 400
Naperville, Illinois 60563

Certified Public Accountants & Advisors
Members of American Institute of Certified Public Accountants

ACCOUNTANT'S COMPILATION REPORT

The Honorable President
Members of the Board of Trustees
Lisle-Woodridge Firefighter's Pension Fund
Lisle, Illinois 60532

Management is responsible for the accompanying statement of fiduciary net position of the Lisle-Woodridge Firefighter's Pension Fund, a pension trust fund of the Lisle-Woodridge Fire Protection District of Lisle, Illinois, as of July 31, 2017 and the related statement of changes in fiduciary net position for the seven months ended July 31, 2017. We have performed a compilation engagement in accordance with Statements on Standards for Accounting and Review Services promulgated by the Accounting and Review Services Committee of the AICPA. We did not audit or review the financial statements nor were we required to perform any procedures to verify the accuracy or completeness of the information provided by management. Accordingly, we do not express an opinion, a conclusion, nor provide any form of assurance on these financial statements.

The accompanying supplementary information is presented for purposes of additional analysis and is not a required part of the basic financial statements. Such information is the responsibility of management. The supplementary information was subject to our compilation engagement. We have not audited or reviewed the supplementary information and do not express an opinion, a conclusion, nor provide any assurance on such supplementary information.

Management has elected to omit substantially all of the disclosures and required supplementary information required by accounting principles generally accepted in the United States of America. If the omitted disclosures and required supplementary information were included in the financial statements, they might influence the user's conclusions about the Firefighter's Pension Fund's assets, liabilities, net position, additions and deductions. Accordingly, these financial statements are not designed for those who are not informed about such matters.

Sikich LLP

Naperville, Illinois
August 11, 2017

BASIC FINANCIAL STATEMENTS

Lisle-Woodridge Firefighter's Pension Fund

Statement of Fiduciary Net Position

July 31, 2017

ASSETS

Cash and Investments

Demand Deposits	\$	1,269,557.37
Corporate Bonds		8,840,032.56
US Treasury Notes		6,719,558.86
US Treasury Bonds		1,114,277.34
FNMA Pool		810,905.99
FHLMC Pool		2,007,184.93
FFCB Bonds		137,000.00
FNMA Notes		439,132.12
Unrealized Gains (Losses)		257,362.16
Stock Equities		6,132,998.57
Mutual Funds		35,606,017.26

Other Assets

Accrued Interest Receivable		<u>147,742.09</u>
-----------------------------	--	-------------------

Total Assets		63,481,769.25
--------------	--	---------------

LIABILITIES

None

-

NET POSITION RESTRICTED FOR PENSIONS

\$ 63,481,769.25

(See accountant's compilation report.)

Lisle- Woodridge Firefighter's Pension Fund
Statement of Changes in Fiduciary Net Position
For the Seven Months Ended July 31, 2017

ADDITIONS

Contributions	
Employer Contributions	\$ 2,449,760.76
Employee Contributions	466,435.71
	2,916,196.47
Total Contributions	2,916,196.47

Investment Income

Net Appreciations (Depreciation) in Fair Value of Investments	
Fixed Income Securities	240,806.56
Stock Equity	218,593.88
Mutual Funds	3,662,813.76
Interest and Dividends	
Demand Deposits	2,639.14
Fixed Income Securities	339,880.07
Stock Equity	145,018.63
Mutual Funds	166,985.37
	4,776,737.41
Total Investment Income	4,776,737.41
Less Investment Expense	(145,981.04)
	4,630,756.37
Net Investment Income (Loss)	4,630,756.37
Total Other Income	25.00
Total Additions	7,546,977.84

DEDUCTIONS

Pension Benefits and Refunds	
Pension Benefits	2,824,509.97
Administrative Expenses	
Insurance	13,621.00
Professional Services	15,672.24
Other Expenses	8,795.00
	2,862,598.21
Total Deductions	2,862,598.21

Net Increase (Decrease) 4,684,379.63

Net Position Restricted for Pensions
January 1 58,797,389.62

End of Period \$ 63,481,769.25

(See accountant's compilation report.)

SUPPLEMENTARY INFORMATION

Lisle-Woodridge Firefighter's Pension Fund

Balance Sheet

July 31, 2017

Demand Deposits

0-0-1100.001	PETTY CASH	\$	100.00
0-0-1102.001	CK - MB FINANCIAL #4710000418		44,309.28
0-0-1105.001	UBS-EM22472 CASH		446,590.71
0-0-1105.002	UBS-EM22475 LAZARD		(1,170.60)
0-0-1105.003	UBS-EM22478 FMI		(1,338.77)
0-0-1105.004	UBS-EM22480 INVESCO		(1,618.16)
0-0-1105.005	UBS-EM22487 PACIFIC INCOME		292,539.83
0-0-1105.006	UBS-EM22500 RNC GENTER		144,112.09
0-0-1105.007	UBS-EM22958 MFS		(1,611.36)
0-0-1105.008	UBS-EM24449 BRADFORD		272,913.79
0-0-1105.009	UBS-EM24453 CHILTON		3,874.36
0-0-1105.010	UBS-EM24456 STONEBRIDGE		75,296.00
0-0-1105.011	UBS-EM24457 LOOMIS SAYLES		(1,357.50)
0-0-1105.012	UBS-EM24458 BLACKROCK		(1,443.75)
0-0-1105.013	UBS-EM24460 PIONEER INCOME		(1,322.65)
0-0-1105.014	UBS-EM24465 WELLS FARGO		(1,770.14)
0-0-1105.015	UBS-EM24466 BARCLAYS		3,744.27
0-0-1105.016	UBS-EM24468 INVESCO SP 500		(1,792.37)
0-0-1105.017	UBS-EM24469 JPMORGAN		(1,291.17)
0-0-1105.018	UBS-EM24478 ISHARES		793.51
			<hr/>
	Total Demand Deposits		1,269,557.37

Corporate Bonds

0-0-1151.004	STANLEY BLACK & DECKER #AB7		50,019.10
0-0-1151.005	ARES CAPITAL CORP #AN3		41,859.43
0-0-1151.008	RAYMOND JAMES #AB5		60,235.16
0-0-1151.012	AT&T INC #CL4		98,060.00
0-0-1151.014	PNC FUNDING CORP #BL6		92,777.70
0-0-1151.016	PRIVATE EXPT FDG #DV1		110,708.07
0-0-1151.017	FIDELITY NATL #AP1		25,965.94
0-0-1151.021	STIFEL FINANCIAL #AE2		44,826.30
0-0-1151.036	INTERPUB GROUP #BL3		104,914.24
0-0-1151.037	ESSEX PORTFOLIO LP #AN7		52,456.62
0-0-1151.038	NATIONAL RETAIL PROP #AG1		51,953.53
0-0-1151.050	HAWAIIAN AIRLINES #AA5		82,484.31
0-0-1151.052	CBRE SERVICES INC #AD2		49,620.00
0-0-1151.054	KILROY REALTY #AK8		52,170.91
0-0-1151.068	US AIRWAYS #AA1		85,024.64
0-0-1151.075	WELLS FARGO & CO #FG0		79,516.44
0-0-1151.076	BAFC NTS #DX4		82,023.48
0-0-1151.079	DU PONT DE NEMOURS #BW8		85,270.28
0-0-1151.081	RPM INTL INC #AR4		83,772.74
0-0-1151.082	BOEING CAPITAL #AL8		83,338.31
0-0-1151.083	LABORATORY CORP #AR3 -PI		79,910.40
0-0-1151.085	EXELON CORP NTS #AH4		74,985.75
0-0-1151.086	BB&T CORP MED #AU7		74,958.00
0-0-1151.087	CARLISLE COS INC #AE0		81,483.66
0-0-1151.088	PROLOGIS LP #AY7		94,984.80
0-0-1151.089	TEXTRON INC #BT7		69,885.20

(This statement is continued on the following pages.)

Lisle-Woodridge Firefighter's Pension Fund

Balance Sheet (Continued)

July 31, 2017

Corporate Bonds (Continued)

0-0-1151.091	GOLDMAN SACHS GROUP #GQ1	\$	76,220.00
0-0-1151.092	OWENS & MINOR #AD4		79,631.20
0-0-1151.093	CITIGROUP INC #FT3		75,703.95
0-0-1151.094	J P MORGAN CHASE #JD3		101,309.51
0-0-1151.095	MICROSOFT CORP #BA1		79,861.60
0-0-1151.097	AMERICAN TOWER #AA8 -PI		80,529.93
0-0-1151.100	AGILENT TECHNOLOGIES #AH4		77,403.20
0-0-1151.101	NBCUNIVERSAL MEDIA #AH3		74,721.20
0-0-1151.102	GATX CORP #AQ6		66,802.78
0-0-1151.105	STARBUCKS CORP #AD1		74,682.75
0-0-1151.106	MOSAIC CO #AC7		75,212.99
0-0-1151.108	FMC CORP NTS #AS4		74,880.00
0-0-1151.111	MONSANTO CO #AU5		72,874.50
0-0-1151.112	TYCO ELECTRONICS #AR8		74,710.50
0-0-1151.113	CADENCE DESIGN SYS #AL2		64,749.10
0-0-1151.116	FISERV INC #AP3		74,949.75
0-0-1151.118	COCA COLA BOT #AK8 -PI		69,982.50
0-0-1151.119	WORTHINGTON INDUSTRIES #AE2		64,862.85
0-0-1151.120	AMER AIRLN 15-2 #AB2		76,213.04
0-0-1151.122	PARKER HANNIFIN #AM7		79,914.40
0-0-1151.124	DUKE ENERGY CAROLINAS #AE4		89,630.30
0-0-1151.125	STANLEY BLACK & DECKER #AA9		78,857.60
0-0-1151.127	BLACK HILLS #AK5		49,938.50
0-0-1151.143	E TRADE #BL7		47,756.25
0-0-1151.145	SYSCO #BD8		103,332.20
0-0-1151.147	HANOVER INS. #AF2 BRADFORD		44,895.15
0-0-1151.148	TRI-STATE #AH1		42,005.27
0-0-1151.149	ONEOK PARTNERS #AL7		66,573.65
0-0-1151.150	EQUIFAX #AK1		69,966.40
0-0-1151.158	COLUMBIA PIPELINE #AF6		85,023.30
0-0-1151.169	NEW YORK & PRESBY #AD6		59,997.60
0-0-1151.171	ORACLE CORP #BJ3		111,870.20
0-0-1151.182	AIR LEASE CORP #AN4		58,906.91
0-0-1151.183	BUNGE LTD FIN #AX8		80,381.62
0-0-1151.184	ARCHER-DANIELS #BL5		80,550.09
0-0-1151.185	INTL PAPER CO #CP6		79,699.20
0-0-1151.189	KITE REALTY #AA1		29,879.70
0-0-1151.191	FLOWERS FOODS #AB7		84,650.65
0-0-1151.192	CABOT CORP #AK7		79,879.20
0-0-1151.193	INGREDION INC #AB8 - PI		79,965.60
0-0-1151.194	SHIRE ACQ INV IRELAND #AB5		80,304.80
0-0-1151.196	PHILLIPS 66 PARTNERS #AE8		29,855.42
0-0-1151.198	AMERICAN TOWER CORP #AD2		56,798.44
0-0-1151.200	SEMPRA ENERGY #AZ2		94,903.10
0-0-1151.201	XYLEM INC B/E #AJ9		79,835.20
0-0-1151.202	ERP OPERATING LP B/E #BF9		79,472.80
0-0-1151.205	KINDER MORGAN ENERGY #BS4		97,691.90
0-0-1151.207	OCCIDENTAL PETROLEUM #CM5		84,531.15
0-0-1151.210	GOLDMAN SACHS GROUP INC #AH3		93,673.35
0-0-1151.211	HOLLYFRONTIER CORP #AA6		25,024.55

(This statement is continued on the following pages.)

Lisle-Woodridge Firefighter's Pension Fund

Balance Sheet (Continued)

July 31, 2017

Corporate Bonds (Continued)

0-0-1151.213	ABBOTT LABS #BF6 BRADFORD	\$	54,590.80
0-0-1151.214	BROADRIDGE FINANCIAL #AC7 PACIFIC INCOME		79,671.20
0-0-1151.215	ABBOTT LABS #BF6 PACIFIC INCOME		79,404.80
0-0-1151.216	HANOVER INS. #AF2 PACIFIC INCOME		69,836.90
0-0-1151.217	VALERO ENERGY PARTNERS #AA0		30,007.86
0-0-1151.218	EPR PROPERTIES #AC3		39,371.60
0-0-1151.219	UNITE 2014-2 #AA4		41,756.47
0-0-1151.220	UNUM GROUP #AK2		71,704.95
0-0-1151.221	TRANSATLANTIC HLDGS #AB0		51,330.00
0-0-1151.224	WELLS FARGO & CO #SK8		110,396.25
0-0-1151.225	SUNTRUST BANK #AR8		104,960.10
0-0-1151.226	MICROSOFT CORP #BY9		111,687.15
0-0-1151.227	APPLE INC #CG3		100,826.90
0-0-1151.229	APPLE #CK4		64,968.15
0-0-1151.230	HEXCEL CORP #AN8		100,479.00
0-0-1151.232	ENBRIDGE ENERGY #AP1		48,453.60
0-0-1151.233	ANHEUSER BUSCH #AP1		50,547.00
0-0-1151.234	JPMORGAN CHASE #RY8		101,979.75
0-0-1151.235	FIRST HORIZON NATL #AB1		56,537.25
0-0-1151.236	PHYSICIANS REALTY #AA0		49,838.50
0-0-1151.237	MERCURY GENL #AB6		74,885.25
0-0-1151.238	CAPITAL ONE FINANCIAL #BN4		114,648.10
0-0-1151.239	CITIGROUP INC #LD1		85,332.05
0-0-1151.240	MORGAN STANLEY #EF9		35,032.57
0-0-1151.245	WYNDHAM WORLDWIDE #AN8		64,853.75
0-0-1151.246	MERCURY GENL #AB6 -PI		79,877.60
0-0-1151.247	CAPITAL ONE FINANCIAL #BN4 -PI		79,755.20
0-0-1151.249	CINTAS CORP #AN0		79,692.80
0-0-1151.250	VULCAN MATERIALS #AT6 -PI		79,682.40
0-0-1151.251	KEYSIGHT TECH #AE3		34,955.55
0-0-1151.252	ROCKWELL COLLINS #AJ0		49,856.00
0-0-1151.253	VULCAN MATERIALS #AS8		79,047.00
0-0-1151.254	NEWMARKET #AF4		46,439.55
0-0-1151.256	SSM HEALTH CARE #AA3		95,557.15
0-0-1151.257	BANK OF AMER CORP #GK9		85,156.20
0-0-1151.258	JPMORGAN CHASE #AE6		95,000.00
0-0-1151.259	KAISER FNDTN HOSPIT #AD5		74,288.25
0-0-1151.261	AT&T INC #DQ2		35,506.45
0-0-1151.262	BK OF NY MELLON #AC1		90,000.00
0-0-1151.264	EXPRESS SCRIPTS #AN8		23,776.00
0-0-1151.265	DOMINION RESOURCES #CT4		55,056.65
0-0-1151.266	GOLDMAN SACHS #WJ9		50,000.00
0-0-1151.267	FIFTH THIRD BANCORP #CU2		64,981.80
0-0-1151.268	MOTOROLA SOLUTIONS #BF5		45,810.00
0-0-1151.269	GENERAL MOTORS #BY1		29,949.00
0-0-1151.270	SHERWIN-WILLIAMS #AR7		60,661.20
0-0-1151.271	MOTOROLA SOLUTIONS #BE8		50,611.95
0-0-1151.272	EAGLE MATERIALS #AA6		52,001.00
0-0-1151.273	MORGAN STANLEY #AK4		55,000.00

Total Corporate Bonds

8,840,032.56

(This statement is continued on the following pages.)

Lisle-Woodridge Firefighter's Pension Fund

Balance Sheet (Continued)

July 31, 2017

US Treasury Notes

0-0-1252.006	US TREASURY NOTE #SD3	\$ 125,006.74
0-0-1252.007	US TREASURY NOTE #UN8	543,311.80
0-0-1252.019	US TREASURY NOTE #NT3	15,805.13
0-0-1252.020	US TREASURY NOTE #P46 - PI	1,131,792.37
0-0-1252.040	US TREASURY NOTE #S76	139,778.43
0-0-1252.044	US TREASURY NOTE #G20	30,166.79
0-0-1252.057	US TREASURY NOTE #W55 -PI	40,145.45
0-0-1252.061	US TREASURY NOTE #V64	50,062.44
0-0-1252.065	US TREASURY NOTE #XR6	951,376.31
0-0-1252.066	US TREASURY NOTE #X88	605,312.89
0-0-1252.067	US TREASURY NOTE #X96	788,766.64
0-0-1252.068	US TREASURY NOTE #XS4	2,298,033.87
	Total US Treasury Notes	<u>6,719,558.86</u>

US Treasury Bonds

0-0-1255.003	US TREASURY BOND #QD3	207,417.07
0-0-1255.004	US TREASURY BOND #QS0	122,997.58
0-0-1255.010	US TREASURY BOND #RX8	184,215.96
0-0-1255.011	US TREASURY BOND #RV2	599,646.73
	Total US Treasury Bonds	<u>1,114,277.34</u>

FNMA Pool

0-0-1262.002	FNMA PL 753098 #UX5	20,516.86
0-0-1262.003	FNMA PL 725946 #P79	47,922.60
0-0-1262.004	FNMA PL 799519 #G45	3,535.10
0-0-1262.005	FNMA PL 799695 #NL9	13,710.02
0-0-1262.006	FNMA PL 797665 #FE9	12,288.08
0-0-1262.007	FNMA PL 844386 #CX5	929.06
0-0-1262.008	FNMA PL 865200 #GH6	1,068.53
0-0-1262.009	FNMA PL 831541 #ZE9	7,274.64
0-0-1262.010	FNMA PL 891601 #RW2	2,929.55
0-0-1262.011	FNMA PL 892239 #HQ4	5,737.94
0-0-1262.012	FNMA PL 893427 #SQ7	2,382.13
0-0-1262.013	FNMA PL 896535 #BC8	3,144.73
0-0-1262.014	FNMA PL 900883 #2Q8	17,090.68
0-0-1262.015	FNMA PL 937289 #XS0	6,064.62
0-0-1262.016	FNMA PL 940525 #LE9	589.39
0-0-1262.017	FNMA PL 949244 #BM8	3,328.93
0-0-1262.018	FNMA PL 966555 #H83	1,543.24
0-0-1262.020	FNMA PL 929301 #NS3	15,151.59
0-0-1262.021	FNMA PL 983077 #CN5	9,035.40
0-0-1262.022	FNMA PL 889409 #DN1	753.31
0-0-1262.023	FNMA PL 930871 #FL0	29,980.20
0-0-1262.024	FNMA PL AB9754 #ZU3	117,890.23
0-0-1262.025	FNMA PL AB9763 #Z58	65,055.96
0-0-1262.026	FNMA PL AB9774 #2G0	133,497.62
0-0-1262.027	FNMA PL AS2764 #CA9	189,248.09
0-0-1262.028	FNMA PL AY3728 #EA4	100,237.49
	Total FNMA Pool	<u>810,905.99</u>

(This statement is continued on the following pages.)

Lisle-Woodridge Firefighter's Pension Fund

Balance Sheet (Continued)

July 31, 2017

FHLMC Pool

0-0-1263.001	FHLMC PL C91820 #AV3	\$ 68,939.52
0-0-1263.002	FHLMC PL C91816 #AR2	135,476.13
0-0-1263.003	FHLMC PL A13570 #6F1	21,392.48
0-0-1263.004	FHLMC PL A23557 #5S9	135,527.51
0-0-1263.005	FHLMC PL G08008 #AJ9	1,169.41
0-0-1263.006	FHLMC PL A38978 #6P0	6,497.91
0-0-1263.007	FHLMC PL G08087 #CZ1	15,499.00
0-0-1263.008	FHLMC PL A51101 #GJ8	1,937.70
0-0-1263.009	FHLMC PL A54908 #NZ5	43,381.99
0-0-1263.010	FHLMC PL A54224 #VR6	682.57
0-0-1263.011	FHLMC PL A53752 #EZ7	39,262.51
0-0-1263.012	FHLMC PL A62706 #AF7	5,236.24
0-0-1263.013	FHLMC PL A64158 #TP2	2,265.71
0-0-1263.014	FHLMC PL A67491 #KC2	3,882.95
0-0-1263.015	FHLMC PL A69472 #QZ6	7,214.06
0-0-1263.016	FHLMC PL A75230 #Y33	8,382.83
0-0-1263.017	FHLMC PL G04176 #6M7	7,120.18
0-0-1263.018	FHLMC PL A77977 #2J6	4,781.54
0-0-1263.019	FHLMC PL G04816 #VH8	20,768.75
0-0-1263.020	FHLMC PL G05507 #NY8	14,245.14
0-0-1263.021	FHLMC PL G05518 #PB6	15,635.55
0-0-1263.022	FHLMC PL C09032 #A91	63,785.07
0-0-1263.023	FHLMC PL G08542 #S84	116,958.91
0-0-1263.024	FHLMC PL Q30081 #CT8	129,073.29
0-0-1263.025	FHLMC PL G08601 #U32	153,364.14
0-0-1263.026	FHLMC PL G08632 #V23	112,937.52
0-0-1263.027	FHLMC PL G08670 #W89	114,793.50
0-0-1263.031	FHLMC PL G08697 #X39	17,158.16
0-0-1263.032	FHLMC PL G08741 #ZF0	521,453.60
0-0-1263.033	FHLMC PL G08742 #ZG8	218,361.06

Total FHLMC Pool	<u>2,007,184.93</u>
------------------	---------------------

FFCB Bonds

0-0-1284.001	FFCB # 2K2	<u>137,000.00</u>
--------------	------------	-------------------

Total FFCB Bonds	<u>137,000.00</u>
------------------	-------------------

FNMA Notes

0-0-1287.004	FNMA NOTE #E33	240,790.92
0-0-1287.005	FNMA NOTE #G72	<u>198,341.20</u>

Total FNMA Notes	<u>439,132.12</u>
------------------	-------------------

Unrealized Gains (Losses)

0-0-1300.001	UNREALIZED GAINS (LOSSES)	<u>257,362.16</u>
--------------	---------------------------	-------------------

Total Unrealized Gains (Losses)	<u>257,362.16</u>
---------------------------------	-------------------

(This statement is continued on the following page.)

Lisle-Woodridge Firefighter's Pension Fund

Balance Sheet (Continued)

July 31, 2017

Stock Equities

0-0-1450.001	UBS - RNC GENTER	\$ 2,638,510.84
0-0-1450.002	UBS - CHILTON	1,640,417.45
0-0-1450.003	UBS - STONEBRIDGE	<u>1,854,070.28</u>

Total Stock Equities	<u>6,132,998.57</u>
----------------------	---------------------

Mutual Funds

0-0-1550.001	LAZARD EMERGING MKTS	2,772,132.68
0-0-1550.002	FMI COMMON STOCK	3,088,693.51
0-0-1550.003	INVESCO INTL GROWTH	3,662,203.15
0-0-1550.004	MFS INTL VALUE	3,441,323.45
0-0-1550.005	LOOMIS SAYLES GROWTH	3,173,192.05
0-0-1550.006	BLACKROCK STRATEGIC INC	3,000,230.64
0-0-1550.007	PIONEER STRATEGIC INC	2,750,556.30
0-0-1550.008	WELLS FARGO ABS RETURN	4,004,442.58
0-0-1550.010	INVESCO S&P 500	3,762,320.37
0-0-1550.011	JP MORGAN FDS UNDIS MGRS BEHAV	2,436,857.71
0-0-1550.012	UNDISCOVERED MG BH VL SL	589,023.71
0-0-1550.013	ISHARES CORE EMERG MKTS	<u>2,925,041.11</u>

Total Mutual Funds	<u>35,606,017.26</u>
--------------------	----------------------

Other Assets

0-0-1900.000	ACCRUED INTEREST RECEIVABLE	<u>147,742.09</u>
--------------	-----------------------------	-------------------

Total Other Assets	<u>147,742.09</u>
--------------------	-------------------

TOTAL ASSETS

\$ 63,481,769.25

LIABILITIES

0-0-2110.000	ACCOUNTS PAYABLE	<u>\$ -</u>
--------------	------------------	-------------

Total Liabilities	<u>-</u>
-------------------	----------

FUND BALANCE

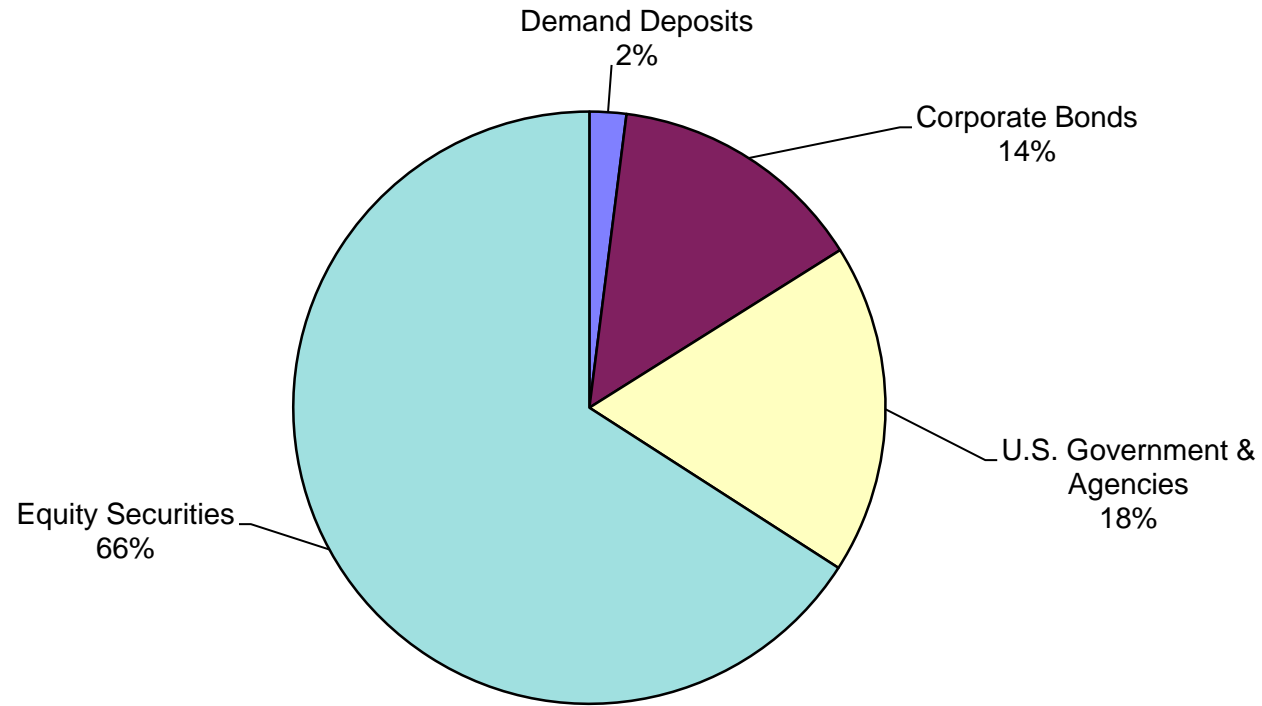
0-0-3000.001	FUND BALANCE	<u>63,481,769.25</u>
--------------	--------------	----------------------

TOTAL LIABILITIES AND FUND BALANCE

\$ 63,481,769.25

(See accountant's compilation report.)

**Lisle-Woodridge Firefighter's Pension Fund
Cash and Investments
July 31, 2017**



(See accountant's compilation report.)

Lisle-Woodridge Firefighter's Pension Fund

Revenue Report

For the Seven Months Ended July 31, 2017

		<u>Current Month</u>	<u>Year to Date</u>
Revenues			
Employer and Member Contributions			
Employer Contributions			
0-0-4000.000	CURRENT TAX	\$ 55,716.93	\$ 2,449,760.76
	Total Employer Contributions	<u>55,716.93</u>	<u>2,449,760.76</u>
Employee Contributions			
0-0-4050.000	CONTRIBUTIONS - CURRENT YEAR	<u>60,973.89</u>	<u>466,435.71</u>
	Total Employee Contributions	<u>60,973.89</u>	<u>466,435.71</u>
	Total Employer and Employee Contributions	<u>116,690.82</u>	<u>2,916,196.47</u>
Income Cash and Investments			
Interest Demand Deposits			
0-0-4105.001	UBS-EM22472 CASH	919.97	1,938.51
0-0-4105.002	UBS-EM22475 LAZARD	-	4.25
0-0-4105.003	UBS-EM22478 FMI	-	1.86
0-0-4105.005	UBS-EM22487 PACIFIC INCOME	23.67	93.80
0-0-4105.006	UBS-EM22500 RNC GENTER	30.78	98.89
0-0-4105.008	UBS-EM24449 BRADFORD	134.44	341.60
0-0-4105.009	UBS-EM24453 CHILTON	5.60	12.87
0-0-4105.010	UBS-EM24456 STONEBRIDGE	25.29	86.87
0-0-4105.014	UBS-EM24465 WELLS FARGO	0.02	0.03
0-0-4105.015	UBS-EM24466 BARCLAYS	14.21	46.22
0-0-4105.016	UBS-EM24468 INVESCO SP 500	-	1.82
0-0-4105.017	UBS-EM24469 JPMORGAN	-	1.36
0-0-4105.018	UBS-EM24478 ISHARES	0.82	11.06
	Total Interest Demand Deposits	<u>1,154.80</u>	<u>2,639.14</u>
Income Fixed Income Securities			
Income Corporate Bonds			
0-0-4151.002	REGIONS FINL CORP #AJ9	-	602.78
0-0-4151.003	FIFTH THIRD BANCORP #AD2	-	1,697.50
0-0-4151.004	STANLEY BLACK & DECKER #AB7	-	612.75
0-0-4151.005	ARES CAPITAL CORP #AN3	-	975.00
0-0-4151.006	SYNCHRONY FINL #AJ2	-	751.11
0-0-4151.008	RAYMOND JAMES #AB5	-	2,150.00
0-0-4151.012	AT&T INC #CL4	-	1,225.00
0-0-4151.014	PNC FUNDING CORP #BL6	-	1,859.38
0-0-4151.016	PRIVATE EXPT FDG #DV1	-	1,276.50
0-0-4151.017	FIDELITY NATL #AP1	191.32	1,006.95
0-0-4151.019	MEAD JOHNSON NUTRITION #AJ5	-	311.25
0-0-4151.021	STIFEL FINANCIAL #AE2	-	787.50
0-0-4151.030	TD AMERITRADE #AE8	-	979.24
0-0-4151.033	REGENCY ENERGY PARTNERS #AG3	-	1,571.32
0-0-4151.036	INTERPUB GROUP #BL3	-	2,100.00
0-0-4151.037	ESSEX PORTFOLIO LP #AN7	-	968.75
0-0-4151.038	NATIONAL RETAIL PROP #AG1	-	975.00
0-0-4151.046	CAPITAL ONE FINANCIAL #BJ3	-	1,061.67
0-0-4151.047	MORGAN STANLEY #7X1	-	662.50

(This statement is continued on the following pages.)

Lisle-Woodridge Firefighter's Pension Fund
Revenue Report (Continued)
For the Seven Months Ended July 31, 2017

		<u>Current Month</u>	<u>Year to Date</u>
Income Fixed Income Securities (Continued)			
Income Corporate Bonds (Continued)			
0-0-4151.050	HAWAIIAN AIRLINES #AA5	\$ 1,626.74	\$ 3,317.93
0-0-4151.052	CBRE SERVICES INC #AD2	-	1,218.75
0-0-4151.053	CITIGROUP INC #JC6	-	919.72
0-0-4151.054	KILROY REALTY #AK8	-	1,062.50
0-0-4151.055	VERIZON COMM #CQ5	-	962.50
0-0-4151.061	GOLDMAN SACHS #AF3	-	404.13
0-0-4151.066	WELLS FARGO & CO #RN3	-	342.71
0-0-4151.067	US BANCORP #AY2	-	1,435.00
0-0-4151.068	US AIRWAYS #AA1	-	1,657.16
0-0-4151.075	WELLS FARGO & CO #FG0	600.00	1,200.00
0-0-4151.076	BAFC NTS #DX4	-	2,260.00
0-0-4151.079	DU PONT DE NEMOURS #BW8	-	2,300.00
0-0-4151.081	RPM INTL INC #AR4	-	2,450.00
0-0-4151.082	BOEING CAPITAL #AL8	-	1,880.00
0-0-4151.083	LABORATORY CORP #AR3 -PI	-	1,050.00
0-0-4151.085	EXELON CORP NTS #AH4	-	1,068.75
0-0-4151.086	BB&T CORP MED #AU7	-	984.38
0-0-4151.087	CARLISLE COS INC #AE0	-	2,050.00
0-0-4151.088	PROLOGIS LP #AY7	-	1,591.25
0-0-4151.089	TEXTRON INC #BT7	-	1,277.50
0-0-4151.091	GOLDMAN SACHS GROUP #GQ1	2,100.00	4,200.00
0-0-4151.092	OWENS & MINOR #AD4	-	1,550.00
0-0-4151.093	CITIGROUP INC #FT3	1,687.50	3,375.00
0-0-4151.094	J P MORGAN CHASE #JD3	2,250.00	4,500.00
0-0-4151.095	MICROSOFT CORP #BA1	-	950.00
0-0-4151.097	AMERICAN TOWER #AA8 -PI	-	1,880.00
0-0-4151.099	EASTMAN CHEMICAL #AN0	-	1,014.00
0-0-4151.100	AGILENT TECHNOLOGIES #AH4	-	1,280.00
0-0-4151.101	NBCUNIVERSAL MEDIA #AH3	1,150.00	2,300.00
0-0-4151.102	GATX CORP #AQ6	-	1,267.50
0-0-4151.105	STARBUCKS CORP #AD1	-	1,443.75
0-0-4151.106	MOSAIC CO #AC7	-	1,593.75
0-0-4151.107	STATOIL ASA #AK8	-	1,214.58
0-0-4151.108	FMC CORP NTS #AS4	-	1,537.50
0-0-4151.109	HOME DEPOT #BC5	1,132.81	2,539.06
0-0-4151.110	SIGNET UK FIN #AA1	-	1,635.21
0-0-4151.111	MONSANTO CO #AU5	1,265.63	2,531.26
0-0-4151.112	TYCO ELECTRONICS #AR8	-	1,293.75
0-0-4151.113	CADENCE DESIGN SYS #AL2	-	1,421.88
0-0-4151.115	ZIMMER HOLDINGS #AF9	-	1,719.78
0-0-4151.116	FISERV INC #AP3	-	1,443.75
0-0-4151.117	CVS CAREMARK CORP #CL2	1,101.15	2,302.40
0-0-4151.118	COCA COLA BOT #AK8 -PI	-	1,330.00
0-0-4151.119	WORTHINGTON INDUSTRIES #AE2	-	1,478.75
0-0-4151.120	AMER AIRLN 15-2 #AB2	-	1,405.94
0-0-4151.122	PARKER HANNIFIN #AM7	-	1,680.00
0-0-4151.124	DUKE ENERGY CAROLINAS #AE4	-	2,420.00
0-0-4151.125	STANLEY BLACK & DECKER #AA9	-	2,080.00
0-0-4151.126	GRAINGER W W INC #AB0	-	1,533.33
0-0-4151.127	BLACK HILLS #AK5	625.00	1,250.00

(This statement is continued on the following pages.)

Lisle-Woodridge Firefighter's Pension Fund

Revenue Report (Continued)

For the Seven Months Ended July 31, 2017

		<u>Current Month</u>	<u>Year to Date</u>
Income Fixed Income Securities (Continued)			
Income Corporate Bonds (Continued)			
0-0-4151.128	ANHEUSER BUSCH #AN6	\$ -	\$ 1,099.78
0-0-4151.140	BERKSHIRE HATHAWAY #BS6	-	454.86
0-0-4151.141	TOTAL SYS SERVICES #AD1	-	1,474.61
0-0-4151.142	HOLLYFRONTIER #AA6	-	1,615.63
0-0-4151.143	E TRADE #BL7	-	1,209.38
0-0-4151.145	SYSCO #BD8	(731.25)	393.75
0-0-4151.147	HANOVER INS. #AF2 BRADFORD	-	1,012.50
0-0-4151.148	TRI-STATE #AH1	-	940.00
0-0-4151.149	ONEOK PARTNERS #AL7	(330.56)	794.44
0-0-4151.150	EQUIFAX #AK1	-	805.00
0-0-4151.152	BRIXMOR OPERATING PART #AA1	-	924.00
0-0-4151.156	SOUTHERN CO NTS #CU9	-	1,392.65
0-0-4151.157	CVS HEALTH CORP #CT5	-	224.01
0-0-4151.158	COLUMBIA PIPELINE #AF6	(212.50)	800.00
0-0-4151.160	DOMINION RESOURCES #BU2	-	1,173.69
0-0-4151.163	AETNA INC #AY4	-	217.81
0-0-4151.164	UNDER ARMOUR #AA5	-	234.72
0-0-4151.167	PRUDENTIAL FIN #AK8	-	3,006.40
0-0-4151.169	NEW YORK & PRESBY #AD6	-	1,442.36
0-0-4151.170	MOLSON COORS BREWING #AH3	-	1,404.66
0-0-4151.171	ORACLE CORP #BJ3	1,138.89	2,392.22
0-0-4151.173	JPMORGAN CHASE & CO #NJ5	-	1,328.12
0-0-4151.175	APPLE #CD0	-	1,220.24
0-0-4151.176	JP MORGAN CHASE #KG3	-	1,370.95
0-0-4151.178	CELANESE US #AD6	-	2,029.22
0-0-4151.180	BK OF NY MELLON #AD5	-	1,463.00
0-0-4151.182	AIR LEASE CORP #AN4	-	1,168.75
0-0-4151.183	BUNGE LTD FIN #AX8	-	1,300.00
0-0-4151.184	ARCHER-DANIELS #BL5	-	1,000.00
0-0-4151.185	INTL PAPER CO #CP6	-	1,226.67
0-0-4151.186	VALERO ENERGY CORP #AU4	-	489.22
0-0-4151.187	THERMO FISHER SCIENTIFIC #BR2	-	531.00
0-0-4151.189	KITE REALTY #AA1	-	1,272.78
0-0-4151.190	GOLDMAN SACHS #AG5	-	728.50
0-0-4151.191	FLOWERS FOODS #AB7	-	1,272.16
0-0-4151.192	CABOT CORP #AK7	-	1,360.00
0-0-4151.193	INGREDION INC #AB8 - PI	-	1,344.00
0-0-4151.194	SHIRE ACQ INV IRELAND #AB5	-	960.00
0-0-4151.196	PHILLIPS 66 PARTNERS #AE8	(78.94)	489.32
0-0-4151.197	BANK OF AMER CORP #FZ7	-	433.16
0-0-4151.198	AMERICAN TOWER CORP #AD2	-	1,250.00
0-0-4151.199	WELLS FARGO & CO #SH5	-	283.33
0-0-4151.200	SEMPRA ENERGY #AZ2	-	771.88
0-0-4151.201	XYLEM INC B/E #AJ9	-	1,444.44
0-0-4151.202	ERP OPERATING LP B/E #BF9	-	1,260.33
0-0-4151.204	UNITED TECHNOLOGIES CORP #CH0	-	181.08
0-0-4151.205	KINDER MORGAN ENERGY #BS4	(405.78)	1,150.47
0-0-4151.206	BUCKEYE PARTNERS #AQ4	-	288.02
0-0-4151.207	OCCIDENTAL PETROLEUM #CM5	(650.00)	(650.00)
0-0-4151.208	AFLAC INC #AF9	-	346.15
0-0-4151.209	ABBVIE INC #AS8	-	710.22

(This statement is continued on the following pages.)

Lisle-Woodridge Firefighter's Pension Fund

Revenue Report (Continued)

For the Seven Months Ended July 31, 2017

		<u>Current Month</u>	<u>Year to Date</u>
Income Fixed Income Securities (Continued)			
Income Corporate Bonds (Continued)			
0-0-4151.210	GOLDMAN SACHS GROUP INC #AH3	\$ (253.75)	\$ 332.01
0-0-4151.211	HOLLYFRONTIER CORP #AA6	-	181.15
0-0-4151.212	MPLX LP #AC4	-	1,470.49
0-0-4151.213	ABBOTT LABS #BF6 BRADFORD	-	1,077.08
0-0-4151.214	BROADRIDGE FINANCIAL #AC7 PACIFIC INCOME	-	1,360.00
0-0-4151.215	ABBOTT LABS #BF6 PACIFIC INCOME	-	1,566.67
0-0-4151.216	HANOVER INS. #AF2 PACIFIC INCOME	-	1,575.00
0-0-4151.217	VALERO ENERGY PARTNERS #AA0	-	930.90
0-0-4151.218	EPR PROPERTIES #AC3	-	1,095.14
0-0-4151.219	UNITE 2014-2 #AA4	-	1,601.46
0-0-4151.220	UNUM GROUP #AK2	(330.56)	45.00
0-0-4151.221	TRANSATLANTIC HLDGS #AB0	-	1,040.00
0-0-4151.222	SMITHFIELD FOODS INC #AV0	-	377.26
0-0-4151.223	BANK OF AMER CORP #GE3	-	305.46
0-0-4151.224	WELLS FARGO & CO #SK8	1,325.64	1,229.73
0-0-4151.225	SUNTRUST BANK #AR8	1,181.25	1,181.25
0-0-4151.226	MICROSOFT CORP #BY9	(701.25)	(701.25)
0-0-4151.227	APPLE INC #CG3	(596.25)	(596.25)
0-0-4151.228	MPLX LP #AL4	-	391.44
0-0-4151.230	HEXCEL CORP #AN8	(487.17)	(489.36)
0-0-4151.231	KRAFT HEINZ #AB2	-	788.72
0-0-4151.232	ENBRIDGE ENERGY #AP1	-	441.67
0-0-4151.233	ANHEUSER BUSCH #AP1	-	(111.53)
0-0-4151.234	JPMORGAN CHASE #RY8	(428.10)	(664.48)
0-0-4151.235	FIRST HORIZON NATL #AB1	-	556.11
0-0-4151.237	MERCURY GENL #AB6	-	18.33
0-0-4151.239	CITIGROUP INC #LD1	1,334.54	881.06
0-0-4151.240	MORGAN STANLEY #EF9	935.45	683.71
0-0-4151.241	VULCAN MATERIALS #AT6	-	219.38
0-0-4151.242	HUMANA INC #BF8	-	271.02
0-0-4151.243	VERIZON COMM #DV3	369.72	579.79
0-0-4151.244	CA INC #AH8	-	265.00
0-0-4151.248	GREAT PLAINS ENERGY #AJ9	1,126.67	1,126.67
0-0-4151.253	VULCAN MATERIALS #AS8	-	(93.75)
0-0-4151.254	NEWMARKET #AF4	-	297.25
0-0-4151.255	EXELON CORP NTS #AW1	-	108.79
0-0-4151.256	SSM HEALTH CARE #AA3	-	345.14
0-0-4151.257	BANK OF AMER CORP #GK9	(147.25)	(147.25)
0-0-4151.260	CONSTELLATION BRANDS #AT5	-	86.25
0-0-4151.261	AT&T INC #DQ2	-	(400.80)
0-0-4151.263	SHERWIN-WILLIAMS #AW6	263.54	263.54
0-0-4151.264	EXPRESS SCRIPTS #AN8	-	(177.08)
0-0-4151.265	DOMINION RESOURCES #CT4	277.13	169.42
0-0-4151.268	MOTOROLA SOLUTIONS #BF5	-	(545.00)
0-0-4151.270	SHERWIN-WILLIAMS #AR7	(920.00)	(920.00)
0-0-4151.271	MOTOROLA SOLUTIONS #BE8	(1,025.14)	(1,025.14)
0-0-4151.272	EAGLE MATERIALS #AA6	(1,050.00)	(1,050.00)
	Total Income Corporate Bonds	13,334.48	174,153.15

(This statement is continued on the following pages.)

Lisle-Woodridge Firefighter's Pension Fund
Revenue Report (Continued)
For the Seven Months Ended July 31, 2017

		<u>Current Month</u>	<u>Year to Date</u>
Income Fixed Income Securities (Continued)			
Income US Treasury Notes			
0-0-4252.006	US TREASURY NOTE #SD3	\$ 1,764.68	\$ 3,545.93
0-0-4252.007	US TREASURY NOTE #UN8	-	3,386.19
0-0-4252.019	US TREASURY NOTE #NT3	-	196.88
0-0-4252.020	US TREASURY NOTE #P46 - PI	(1,327.83)	4,669.43
0-0-4252.036	US TREASURY NOTE #NA4	-	5,761.83
0-0-4252.038	US TREASURY NOTE #2C3	-	4,690.19
0-0-4252.040	US TREASURY NOTE #S76	1,575.00	2,362.50
0-0-4252.041	US TREASURY NOTE #2B5	-	1,911.58
0-0-4252.042	US TREASURY NOTE #2F6	-	940.71
0-0-4252.043	US TREASURY NOTE #2D1	-	223.06
0-0-4252.044	US TREASURY NOTE #G20	-	1,415.03
0-0-4252.045	US TREASURY NOTE #2G4	-	83.39
0-0-4252.046	US TREASURY NOTE #T34	-	244.78
0-0-4252.047	US TREASURY NOTE #T59	-	667.58
0-0-4252.048	US TREASURY NOTE #U24	-	6,577.17
0-0-4252.049	US TREASURY NOTE #T67	-	409.70
0-0-4252.050	US TREASURY NOTE #U99	-	4,991.37
0-0-4252.051	US TREASURY NOTE #U73	-	247.24
0-0-4252.052	US TREASURY NOTE #V56	-	895.03
0-0-4252.053	US TREASURY NOTE #W22	-	1,054.04
0-0-4252.054	US TREASURY NOTE #V72	-	567.94
0-0-4252.055	US TREASURY NOTE #V98	-	3,082.75
0-0-4252.056	US TREASURY NOTE #W48	-	34.35
0-0-4252.057	US TREASURY NOTE #W55 - PI	-	(134.51)
0-0-4252.058	US TREASURY NOTE #W55 -BM	-	1,696.00
0-0-4252.059	US TREASURY NOTE #W30	-	5,017.84
0-0-4252.060	US TREASURY NOTE #L40	-	57.07
0-0-4252.061	US TREASURY NOTE #V64	501.08	592.05
0-0-4252.062	US TREASURY NOTE #W89	-	211.07
0-0-4252.063	US TREASURY NOTE #X47	-	141.64
0-0-4252.064	US TREASURY NOTE #XT2	-	111.48
0-0-4252.065	US TREASURY NOTE #XR6	(415.98)	(881.45)
0-0-4252.066	US TREASURY NOTE #X88	570.52	(792.52)
0-0-4252.067	US TREASURY NOTE #X96	(1,271.74)	(1,576.63)
0-0-4252.068	US TREASURY NOTE #XS4	-	(2,121.82)
Total Income US Treasury Notes		<u>1,395.73</u>	<u>50,278.89</u>
Income US Treasury Bonds			
0-0-4255.001	US TREASURY BOND #PW2	-	15,871.47
0-0-4255.003	US TREASURY BOND #QD3	-	4,703.12
0-0-4255.004	US TREASURY BOND #QS0	-	(112.91)
0-0-4255.008	US TREASURY BOND #RT7	-	2,180.70
0-0-4255.009	US TREASURY BOND #RU4	-	909.59
0-0-4255.010	US TREASURY BOND #RX8	-	(300.00)
0-0-4255.011	US TREASURY BOND #RV2	1,033.92	(5,028.82)
Total Income US Treasury Bonds		<u>1,033.92</u>	<u>18,223.15</u>

(This statement is continued on the following pages.)

Lisle-Woodridge Firefighter's Pension Fund
 Revenue Report (Continued)
 For the Seven Months Ended July 31, 2017

		<u>Current Month</u>	<u>Year to Date</u>
Income Fixed Income Securities (Continued)			
Income FNMA Pool			
0-0-4262.002	FNMA PL 753098 #UX5	\$ 100.11	\$ 717.78
0-0-4262.003	FNMA PL 725946 #P79	221.63	1,645.54
0-0-4262.004	FNMA PL 799519 #G45	16.18	114.17
0-0-4262.005	FNMA PL 799695 #NL9	66.40	498.80
0-0-4262.006	FNMA PL 797665 #FE9	61.04	430.63
0-0-4262.007	FNMA PL 844386 #CX5	4.68	33.06
0-0-4262.008	FNMA PL 865200 #GH6	5.39	38.37
0-0-4262.009	FNMA PL 831541 #ZE9	37.03	274.88
0-0-4262.010	FNMA PL 891601 #RW2	14.93	110.43
0-0-4262.011	FNMA PL 892239 #HQ4	31.07	218.87
0-0-4262.012	FNMA PL 893427 #SQ7	11.94	84.41
0-0-4262.013	FNMA PL 896535 #BC8	15.75	110.97
0-0-4262.014	FNMA PL 900883 #2Q8	98.87	696.67
0-0-4262.015	FNMA PL 937289 #XS0	30.42	239.13
0-0-4262.016	FNMA PL 940525 #LE9	3.07	23.24
0-0-4262.017	FNMA PL 949244 #BM8	16.16	121.99
0-0-4262.018	FNMA PL 966555 #H83	8.04	56.61
0-0-4262.019	FNMA PL 968585 #RE2	-	49.24
0-0-4262.020	FNMA PL 929301 #NS3	58.76	447.88
0-0-4262.021	FNMA PL 983077 #CN5	35.37	262.30
0-0-4262.022	FNMA PL 889409 #DN1	3.95	30.17
0-0-4262.023	FNMA PL 930871 #FL0	118.69	877.14
0-0-4262.024	FNMA PL AB9754 #ZU3	351.95	2,549.35
0-0-4262.025	FNMA PL AB9763 #Z58	195.70	1,433.68
0-0-4262.026	FNMA PL AB9774 #2G0	399.29	2,888.18
0-0-4262.027	FNMA PL AS2764 #CA9	578.05	4,282.29
0-0-4262.028	FNMA PL AY3728 #EA4	249.12	1,791.25
Total Income FNMA Pool		<u>2,733.59</u>	<u>20,027.03</u>
Income FHLMC Pool			
0-0-4263.001	FHLMC PL C91820 #AV3	190.61	1,387.36
0-0-4263.002	FHLMC PL C91816 #AR2	374.69	2,710.68
0-0-4263.003	FHLMC PL A13570 #6F1	103.41	730.69
0-0-4263.004	FHLMC PL A23557 #5S9	698.39	4,955.71
0-0-4263.005	FHLMC PL G08008 #AJ9	6.43	47.16
0-0-4263.006	FHLMC PL A38978 #6P0	31.75	225.25
0-0-4263.007	FHLMC PL G08087 #CZ1	77.07	569.38
0-0-4263.008	FHLMC PL A51101 #GJ8	9.59	67.58
0-0-4263.009	FHLMC PL A54908 #NZ5	228.81	1,611.84
0-0-4263.010	FHLMC PL A54224 #VR6	3.40	23.95
0-0-4263.011	FHLMC PL A53752 #EZ7	187.20	1,319.50
0-0-4263.012	FHLMC PL A62706 #AF7	27.27	209.17
0-0-4263.013	FHLMC PL A64158 #TP2	11.35	87.43
0-0-4263.014	FHLMC PL A67491 #KC2	20.53	161.10
0-0-4263.015	FHLMC PL A69472 #QZ6	34.76	299.84
0-0-4263.016	FHLMC PL A75230 #Y33	33.89	259.11
0-0-4263.017	FHLMC PL G04176 #6M7	32.90	247.50
0-0-4263.018	FHLMC PL A77977 #2J6	25.13	186.67
0-0-4263.019	FHLMC PL G04816 #VH8	81.42	608.37

(This statement is continued on the following pages.)

Lisle-Woodridge Firefighter's Pension Fund
Revenue Report (Continued)
For the Seven Months Ended July 31, 2017

		<u>Current Month</u>	<u>Year to Date</u>
Income Fixed Income Securities (Continued)			
Income FHLMC Pool (Continued)			
0-0-4263.020	FHLMC PL G05507 #NY8	\$ 55.50	\$ 415.49
0-0-4263.021	FHLMC PL G05518 #PB6	61.95	461.49
0-0-4263.022	FHLMC PL C09032 #A91	190.45	1,369.79
0-0-4263.023	FHLMC PL G08542 #S84	359.94	2,641.97
0-0-4263.024	FHLMC PL Q30081 #CT8	387.24	2,824.56
0-0-4263.025	FHLMC PL G08601 #U32	471.82	3,474.20
0-0-4263.026	FHLMC PL G08632 #V23	322.20	2,335.46
0-0-4263.027	FHLMC PL G08670 #W89	288.33	2,066.74
0-0-4263.031	FHLMC PL G08697 #X39	42.10	300.57
0-0-4263.032	FHLMC PL G08741 #ZF0	1,277.61	9,055.01
0-0-4263.033	FHLMC PL G08742 #ZG8	625.03	4,443.64
	Total Income FHLMC Pool	<u>6,260.77</u>	<u>45,097.21</u>
Income FFCB			
0-0-4284.001	FFCB #2K2	-	1,284.38
	Total Income FFCB	<u>-</u>	<u>1,284.38</u>
Income FNMA Notes			
0-0-4287.004	FNMA NOTE #E33	1,350.00	2,700.00
0-0-4287.005	FNMA NOTE #G72	-	1,125.00
	Total Income FNMA Notes	<u>1,350.00</u>	<u>3,825.00</u>
Change in Accrued Interest Rec			
0-0-4295.001	CHANGE IN ACCR INTEREST REC	27,958.06	26,991.26
	Total Change in Accrued Interest Rec	<u>27,958.06</u>	<u>26,991.26</u>
Gains (Losses) on Securities			
0-0-4300.001	UNREALIZED GAIN (LOSS)	(57,363.53)	267,306.05
0-0-4400.001	GAIN (LOSS) - SALE OF SECURITY	10,733.51	(26,499.49)
	Total Gains (Losses) on Securities	<u>(46,630.02)</u>	<u>240,806.56</u>
	Total Income Fixed Income Securities	<u>7,436.53</u>	<u>580,686.63</u>
Income Equity Securities			
Income Stock Equities			
0-0-4450.001	DVD - UBS - RNC GENTER	3,881.49	43,754.60
0-0-4450.002	DVD - UBS - CHILTON	8,038.25	38,849.95
0-0-4450.003	DVD - UBS - STONEBRIDGE	7,813.25	62,414.08
	Total Income/Dividends Stock Equities	<u>19,732.99</u>	<u>145,018.63</u>

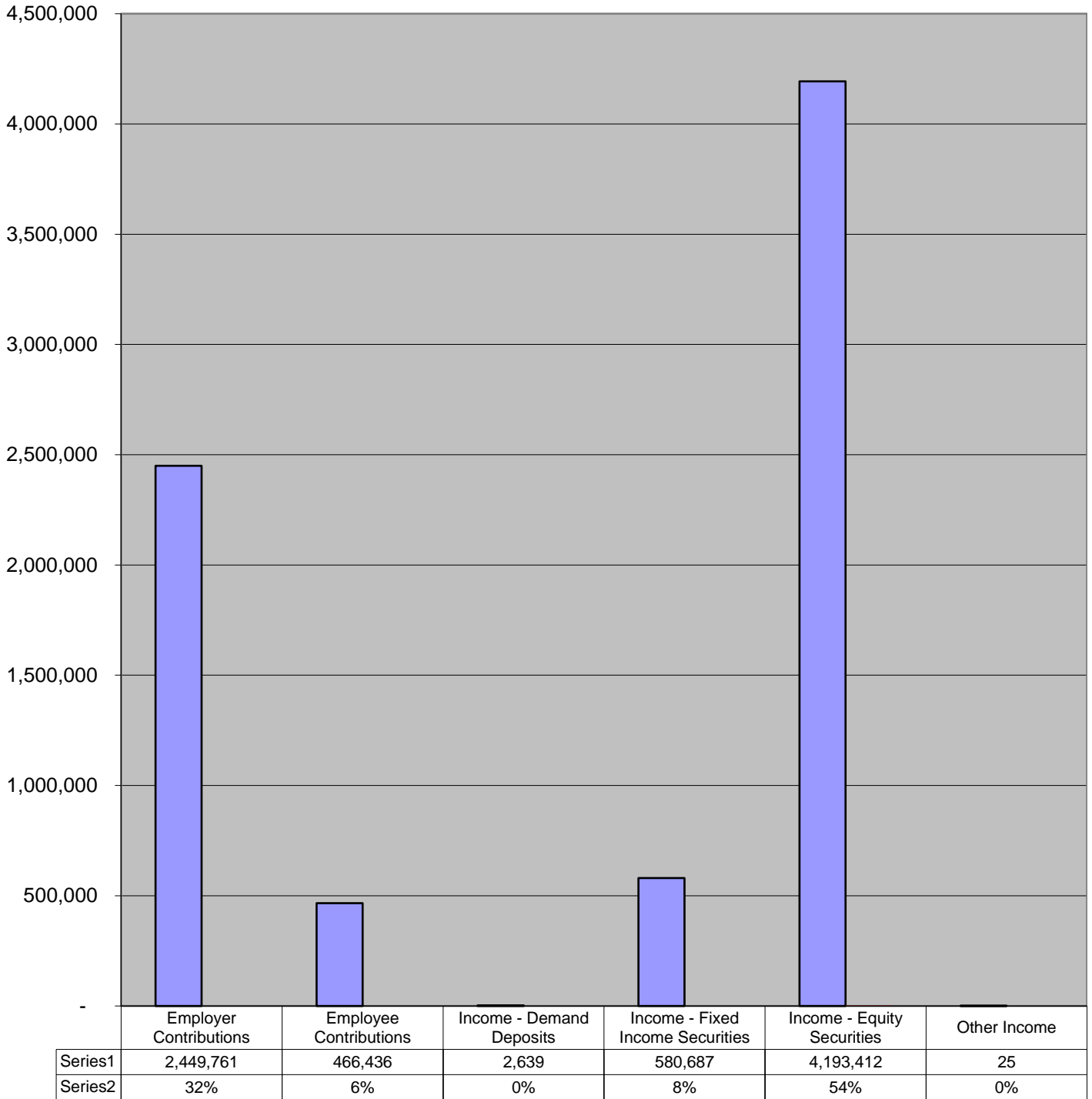
(This statement is continued on the following page.)

Lisle-Woodridge Firefighter's Pension Fund
Revenue Report (Continued)
For the Seven Months Ended July 31, 2017

		<u>Current Month</u>	<u>Year to Date</u>
Income Equity Securities (Continued)			
Income Stock Equities (Continued)			
0-0-4460.001	G/L - UBS - RNC GENTER	\$ 67,951.97	\$ 76,751.56
0-0-4460.002	G/L - UBS - CHILTON	46,751.19	15,462.88
0-0-4460.003	G/L - UBS - STONEBRIDGE	25,488.50	126,379.44
Total Income/Gain (Loss) Stock Equities		<u>140,191.66</u>	<u>218,593.88</u>
Total Income Stock Equities		<u>159,924.65</u>	<u>363,612.51</u>
Income Mutual Funds			
0-0-4550.006	DVD - BLACKROCK STRATEGIC INC	9,368.12	55,394.83
0-0-4550.007	DVD - PIONEER STRATEGIC INC	8,052.64	56,642.94
0-0-4550.009	DVD - SPDR BARCLAYS	-	36,533.81
0-0-4550.013	DVD - ISHARES CORE EMERG MKTS	-	18,413.79
Total Income/Dividends Mutual Funds		<u>17,420.76</u>	<u>166,985.37</u>
0-0-4560.001	G/L - LAZARD EMERGING MKTS	131,774.08	445,111.35
0-0-4560.002	G/L - FMI COMMON STOCK	47,352.09	159,203.33
0-0-4560.003	G/L - INVESCO INTL GROWTH	113,717.70	512,703.25
0-0-4560.004	G/L - MFS INTL VALUE	13,249.09	488,803.73
0-0-4560.005	G/L - LOOMIS SAYLES GROWTH	121,265.06	499,182.51
0-0-4560.006	G/L - BLACKROCK STRATEGIC INC	6,046.14	32,864.15
0-0-4560.007	G/L - PIONEER STRATEGIC INC	7,626.74	52,801.58
0-0-4560.008	G/L - WELLS FARGO ABS RETURN	78,170.13	330,604.01
0-0-4560.009	G/L - SPDR BARCLAYS	12,082.76	133,092.52
0-0-4560.010	G/L - INVESCO S&P 500	100,464.11	329,137.34
0-0-4560.011	G/L - JP MORGAN FDS UNDIS MGRS BEHAV	72,823.14	97,864.24
0-0-4560.012	G/L - UNDISCOVERED MG BH VL SL	11,344.06	14,919.74
0-0-4560.013	G/L - ISHARES CORE EMERG MKTS	163,622.14	566,526.01
Total Income/Gain (Loss) Mutual Funds		<u>879,537.24</u>	<u>3,662,813.76</u>
Other Income			
0-0-4900.001	OTHER INCOME	-	25.00
Total Other Income		<u>-</u>	<u>25.00</u>
Total Income Mutual Funds		<u>896,958.00</u>	<u>3,829,799.13</u>
Total Income Equity Securities		<u>1,056,882.65</u>	<u>4,193,411.64</u>
Total Income Cash and Investments		<u>1,065,473.98</u>	<u>4,776,762.41</u>
TOTAL REVENUES		<u>\$ 1,182,164.80</u>	<u>\$ 7,692,958.88</u>

(See accountant's compilation report.)

**Lisle-Woodridge Firefighter's Pension Fund
Revenues
For Seven Months Ended July 31, 2017**



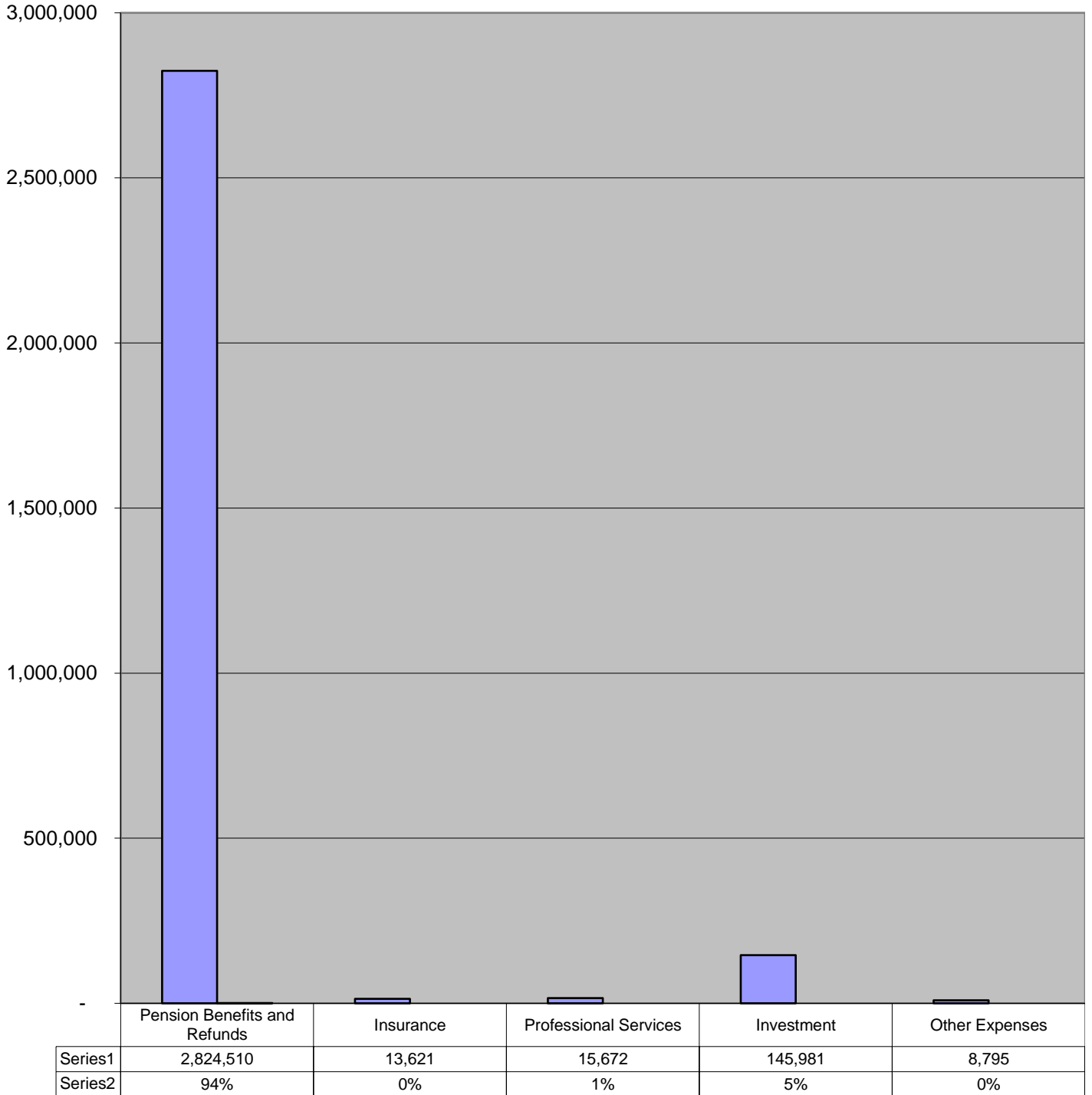
(See accountant's compilation report.)

Lisle-Woodridge Firefighter's Pension Fund
Expense Report
For the Seven Months Ended July 31, 2017

		Current Month	Year to Date	FY17 Annual Budget
Expenses				
Administrative				
Pension Benefits and Refunds				
0-0-5020.000	SERVICE PENSIONS	\$ 364,075.05	\$ 2,537,485.12	\$ 4,251,700.00
0-0-5030.000	NON-DUTY DISABILITY PENSIONS	6,874.77	48,123.39	84,100.00
0-0-5040.000	DUTY DISABILITY PENSIONS	23,612.85	165,289.95	291,800.00
0-0-5050.000	OCCUPATIONAL DISEASE PENSIONS	8,359.58	58,517.06	103,300.00
0-0-5060.000	SURVIVING SPOUSE PENSIONS	2,156.35	15,094.45	25,900.00
0-0-5100.000	REFUND OF CONTRIBUTIONS	-	-	15,000.00
	Total Pension Benefit and Refunds	405,078.60	2,824,509.97	4,771,800.00
Insurance				
0-0-5150.001	FIDUCIARY INSURANCE	-	13,621.00	20,000.00
	Total Insurance	-	13,621.00	20,000.00
Professional Services				
0-0-5170.001	ACTUARIAL SERVICES	-	4,400.00	-
0-0-5170.002	AUDITING SERVICES	-	-	4,500.00
0-0-5170.003	ACCOUNTING & BOOKKEEPING SERV	-	8,430.00	18,200.00
0-0-5170.004	MEDICAL SERVICES	-	-	10,300.00
0-0-5170.005	LEGAL SERVICES	-	2,806.44	25,000.00
0-0-5170.006	PUBLIC STENOGRAPHER/CT REPORT	-	35.80	1,100.00
	Total Professional Services	-	15,672.24	59,100.00
Investment				
0-0-5190.001	INVESTMENT MGR/ADVISOR FEES	50,639.90	145,715.04	228,500.00
0-0-5190.004	SAFE DEPOSIT AND BANK FEES	38.00	266.00	500.00
	Total Investment	50,677.90	145,981.04	229,000.00
Other Expenses				
0-0-5290.025	CONFERENCE/SEMINAR FEES	-	-	6,200.00
0-0-5290.026	ASSOCIATION DUES	-	795.00	1,000.00
0-0-5290.028	POSTAGE EXPENSE	-	-	200.00
0-0-5290.030	SUPPLIES EXPENSE	-	-	1,400.00
0-0-5290.034	IDOI FILING EXPENSE	-	8,000.00	8,000.00
0-0-5290.035	OTHER EXPENSE	-	-	10,500.00
	Total Other Expenses	-	8,795.00	27,300.00
	Total Administrative	50,677.90	3,008,579.25	5,107,200.00
TOTAL EXPENSES		\$ 455,756.50	\$ 3,008,579.25	\$ 5,107,200.00

(See accountant's compilation report.)

**Lisle-Woodridge Firefighter's Pension Fund
Expenses
For Seven Months Ended July 31, 2017**



(See accountant's compilation report.)

Lisle-Woodridge Firefighter's Pension Fund
Summary of Property Tax Receipts through July 31, 2017
DuPage County and Will County

	<u>Total Property Taxes</u>
Fiscal Year Ending December 31, 2017	
Per Property Tax Remittances:	
Total DuPage County Collections	\$ 2,449,760.76
Total Will County Collections	<u>-</u>
Total Collections	<u><u>\$ 2,449,760.76</u></u>

(See accountant's compilation report.)

Lisle-Woodridge Firefighter's Pension Fund
Summary of Property Tax Receipts through July 31, 2017
DuPage County

		2016 Taxes	2015 Taxes	2014 Taxes
Fiscal Year Ending December 31, 2017				
	1/10/2017	\$ -	\$ 128.95	\$ -
	2/15/2017	-	19.46	-
	5/31/2017	837,196.48	-	-
	6/7/2017	730,209.01	-	-
	6/14/2017	783,039.60	-	-
	6/30/2017	43,450.33	-	-
	7/11/2017	-	61.46	-
	7/31/2017	55,655.47	-	-
		<u>\$ 2,449,550.89</u>	<u>\$ 209.87</u>	<u>\$ -</u>

		2015 Taxes	2014 Taxes
Fiscal Year Ending December 31, 2016			
		<u>\$ 4,083,978.00</u>	<u>\$ 10,153.45</u>

	2016 Taxes	2015 Taxes	2014 Taxes
SUMMARY			
TOTAL COLLECTED	<u>\$ 2,449,550.89</u>	<u>\$ 4,084,187.87</u>	<u>\$ 10,153.45</u>
TAX LEVIED	<u>\$ 4,596,387.82</u>	<u>\$ 4,097,019.02</u>	<u>*</u>
TAX EXTENDED	<u>\$ 4,565,043.84</u>	<u>\$ 4,090,999.18</u>	<u>*</u>
% COLLECTED	<u>53.66%</u>	<u>99.83%</u>	<u>*</u>
EXTENDED LESS COLLECTED	<u>\$ 2,115,492.95</u>	<u>\$ 6,811.31</u>	<u>*</u>

* Information is not available.

Lisle-Woodridge Firefighter's Pension Fund
Summary of Property Tax Receipts through July 31, 2017
Will County

	2016 Taxes	2015 Taxes	2014 Taxes
Fiscal Year Ending December 31, 2017	\$ -	\$ -	\$ -
	\$ -	\$ -	\$ -

	2015 Taxes	2014 Taxes
Fiscal Year Ending December 31, 2016	\$ 3,129.32	\$ 431.97

SUMMARY	2016 Taxes	2015 Taxes	2014 Taxes
TOTAL COLLECTED	\$ -	\$ 3,129.32	\$ 431.97
TAX LEVIED	\$ 3,452.15	\$ 3,129.98	*
TAX EXTENDED	\$ 3,452.15	\$ 3,129.98	*
% COLLECTED	0.00%	99.98%	*
EXTENDED LESS COLLECTED	\$ 3,452.15	\$ 0.66	*

* Information is not available.

**Lisle-Woodridge Firefighter's Pension Fund Cash Projections FY2017
MB Financial Bank**

Starting Date 1/1/2017

	Beginning	Jan-17	Feb-17	Mar-17	Apr-17	May-17	Jun-17	Jul-17	Aug-17	Sep-17	Oct-17	Nov-17	Dec-17	Total
Cash on Hand (beginning of month)	34,042	34,042	33,374	39,270	67,845	65,133	54,781	45,356	46,214	39,136	59,313	52,390	34,567	
CASH RECEIVED														
Distribution Funding		345,000	345,000	345,000	345,000	345,000	345,000	345,000	345,000	345,000	345,000	345,000	345,000	4,140,000
Member Contributions		61,637	59,485	95,146	58,997	66,079	64,117	60,974	62,000	92,000	60,000	61,000	57,000	798,436
Other Misc		-	25	-	-	-	-	-	-	-	-	-	-	25
TOTAL CASH RECEIVED		406,637	404,510	440,146	403,997	411,079	409,117	405,974	407,000	437,000	405,000	406,000	402,000	4,938,461
Total Cash Available	34,042	440,679	437,884	479,417	471,842	476,212	463,898	451,330	453,214	476,136	464,313	458,390	436,567	
CASH PAID OUT														
Pension Payments		398,143	398,576	405,798	404,966	404,966	405,078	405,078	405,078	411,823	411,823	411,823	411,823	4,874,975
Pension Refunds		-	-	-	-	-	-	-	-	-	-	-	-	-
Other Expenses		9,162	38	5,774	1,743	16,465	13,464	38	9,000	5,000	100	12,000	1,000	73,784
Wire Transfers Out (In)		-	-	-	-	-	-	-	-	-	-	-	-	-
TOTAL CASH PAID OUT		407,305	398,614	411,572	406,709	421,431	418,542	405,116	414,078	416,823	411,923	423,823	412,823	4,948,759
Cash on Hand (end of month)	34,042	33,374	39,270	67,845	65,133	54,781	45,356	46,214	39,136	59,313	52,390	34,567	23,744	

** Amount estimated**

(See accountant's compilation report.)