

LISLE-WOODRIDGE FIREFIGHTER'S PENSION FUND

ACCOUNTANT'S COMPILATION REPORT

For the Ten Months Ended
October 31, 2016



LISLE-WOODRIDGE FIREFIGHTER’S PENSION FUND
TABLE OF CONTENTS

	<u>Page(s)</u>
ACCOUNTANT’S COMPILATION REPORT.....	1
GENERAL PURPOSE FINANCIAL STATEMENTS	
Statement of Fiduciary Net Position.....	2
Statement of Changes in Fiduciary Net Position.....	3
SUPPLEMENTARY INFORMATION	
Balance Sheet.....	4-9
Cash and Investments Chart.....	10
Revenue Report.....	11-19
Revenues Chart	20
Expense Report	21
Expenses Chart.....	22
Property Tax Revenue Analysis.....	23-25
• DuPage County	
• Will County	
Cash Flow Projections Report.....	26



630.566.8400 // www.sikich.com

1415 W. Diehl Road, Suite 400
Naperville, Illinois 60563

Certified Public Accountants & Advisors
Members of American Institute of Certified Public Accountants

ACCOUNTANT'S COMPILATION REPORT

The Honorable President
Members of the Board of Trustees
Lisle-Woodridge Firefighter's Pension Fund
Lisle, Illinois 60532

Management is responsible for the accompanying statement of fiduciary net position of the Lisle-Woodridge Firefighter's Pension Fund, a pension trust fund of the Lisle-Woodridge Fire Protection District of Lisle, Illinois, as of October 31, 2016 and the related statement of changes in fiduciary net position for the ten months ended October 31, 2016. We have performed a compilation engagement in accordance with Statements on Standards for Accounting and Review Services promulgated by the Accounting and Review Services Committee of the AICPA. We did not audit or review the financial statements nor were we required to perform any procedures to verify the accuracy or completeness of the information provided by management. Accordingly, we do not express an opinion, a conclusion, nor provide any form of assurance on these financial statements.

The supplementary information is presented for purposes of additional analysis and is not a required part of the general purpose financial statements. The supplementary information has been compiled from information that is the representation of management. We have not audited or reviewed the supplementary information and, accordingly, do not express an opinion or provide any assurance on such supplementary information.

Management has elected to omit substantially all of the disclosures required by accounting principles generally accepted in the United States of America. If the omitted disclosures were included in the financial statements, they might influence the user's conclusions about the Firefighter's Pension Fund's assets, liabilities, net position, additions and deductions. Accordingly, these financial statements are not designed for those who are not informed about such matters.

Sikich LLP

Naperville, Illinois
November 7, 2016

GENERAL PURPOSE FINANCIAL STATEMENTS

Lisle-Woodridge Firefighter's Pension Fund

Statement of Fiduciary Net Position

October 31, 2016

ASSETS

Cash and Investments

Demand Deposits	\$	1,649,440.05
Corporate Bonds		8,204,321.98
US Treasury Notes		5,852,583.34
US Treasury Bonds		1,332,636.60
FNMA Pool		948,302.24
FHLMC Pool		1,424,200.70
FFCB Bonds		137,000.00
FNMA Notes		610,326.38
Unrealized Gains (Losses)		408,895.04
Stock Equities		5,602,116.29
Mutual Funds		32,915,378.43

Other Assets

Accrued Interest Receivable		<u>107,756.88</u>
-----------------------------	--	-------------------

Total Assets		59,192,957.93
--------------	--	---------------

LIABILITIES

None

-

NET POSITION HELD FOR PENSION BENEFITS

\$ 59,192,957.93

(See accountant's compilation report.)

Lisle- Woodridge Firefighter's Pension Fund
Statement of Changes in Fiduciary Net Position
For the Ten Months Ended October 31, 2016

ADDITIONS

Contributions		
Employer Contributions		\$ 4,009,054.63
Employee Contributions		703,571.66
		4,712,626.29
Investment Income		
Net Appreciations (Depreciation)		
in Fair Value of Investments		
Fixed Income Securities		541,536.60
Stock Equity		140,905.40
Mutual Funds		2,070,485.84
Interest		
Demand Deposits		1,816.60
Fixed Income Securities		473,469.86
Stock Equity		212,655.52
Mutual Funds		296,837.23
		3,737,707.05
Total Investment Income		3,737,707.05
Less Investment Expense		(178,015.84)
		3,559,691.21
Net Investment Income (Loss)		3,559,691.21
Other Income		100.00
		8,272,417.50
Total Additions		8,272,417.50
DEDUCTIONS		
Pension Benefits and Refunds		
Pension Benefits		3,627,006.15
Administrative Expenses		
Insurance		14,030.00
Professional Services		44,375.91
Other Expenses		10,315.52
		3,695,727.58
Total Deductions		3,695,727.58
Net Increase (Decrease)		4,576,689.92
Net Position Held for Pension Benefits		
January 1		54,616,268.01
		\$ 59,192,957.93
End of Period		

(See accountant's compilation report.)

SUPPLEMENTARY INFORMATION

Lisle-Woodridge Firefighter's Pension Fund

Balance Sheet

October 31, 2016

Demand Deposits

0-0-1100.001	PETTY CASH	\$	100.00
0-0-1102.001	CK - MB FINANCIAL #4710000418		12,406.22
0-0-1105.001	UBS-EM22472 CASH		576,727.46
0-0-1105.002	UBS-EM22475 LAZARD		(241.44)
0-0-1105.003	UBS-EM22478 FMI		134.61
0-0-1105.004	UBS-EM22480 INVESCO		(1,490.36)
0-0-1105.005	UBS-EM22487 PACIFIC INCOME		738,369.41
0-0-1105.006	UBS-EM22500 RNC GENTER		48,240.57
0-0-1105.007	UBS-EM22958 MFS		(1,469.34)
0-0-1105.008	UBS-EM24449 BRADFORD		198,105.49
0-0-1105.009	UBS-EM24453 HILTON		2,490.16
0-0-1105.010	UBS-EM24456 STONEBRIDGE		73,019.02
0-0-1105.011	UBS-EM24457 LOOMIS SAYLES		(1,170.79)
0-0-1105.012	UBS-EM24458 BLACKROCK		(1,433.90)
0-0-1105.013	UBS-EM24460 PIONEER INCOME		176.25
0-0-1105.014	UBS-EM24465 WELLS FARGO		(1,813.98)
0-0-1105.015	UBS-EM24466 BARCLAYS		8,214.73
0-0-1105.016	UBS-EM24468 INVESCO SP 500		(135.13)
0-0-1105.017	UBS-EM24469 JPMORGAN		(1,321.59)
0-0-1105.018	UBS-EM24478 ISHARES		532.66
			<hr/>
	Total Demand Deposits		1,649,440.05

Corporate Bonds

0-0-1151.002	REGIONS FINL CORP #AJ9		50,017.76
0-0-1151.003	FIFTH THIRD BANCORP #AD2		74,247.39
0-0-1151.004	STANLEY BLACK & DECKER #AB7		50,019.10
0-0-1151.005	ARES CAPITAL CORP #AN3		41,859.43
0-0-1151.006	SYNCHRONY FINL #AJ2		39,989.60
0-0-1151.008	RAYMOND JAMES #AB5		60,235.16
0-0-1151.012	AT&T INC #CL4		98,060.00
0-0-1151.014	PNC FUNDING CORP #BL6		92,777.70
0-0-1151.016	PRIVATE EXPT FDG #DV1		110,708.07
0-0-1151.017	FIDELITY NATL #AP1		44,941.05
0-0-1151.019	MEAD JOHNSON NUTRITION #AJ5		45,067.99
0-0-1151.021	STIFEL FINANCIAL #AE2		44,826.30
0-0-1151.026	EL PASO PIPELINE #AE9		105,140.18
0-0-1151.030	TD AMERITRADE #AE8		51,058.85
0-0-1151.033	REGENCY ENERGY PARTNERS #AG3		62,309.94
0-0-1151.036	INTERPUB GROUP #BL3		104,914.24
0-0-1151.037	ESSEX PORTFOLIO LP #AN7		52,456.62
0-0-1151.038	NATIONAL RETAIL PROP #AG1		51,953.53
0-0-1151.046	CAPITAL ONE FINANCIAL #BJ3		124,661.52
0-0-1151.047	MORGAN STANLEY #7X1		48,675.61
0-0-1151.050	HAWAIIAN AIRLINES #AA5		88,829.20
0-0-1151.052	CBRE SERVICES INC #AD2		49,620.00
0-0-1151.053	CITIGROUP INC #JC6		71,133.01
0-0-1151.054	KILROY REALTY #AK8		52,170.91
0-0-1151.055	VERIZON COMM #CQ5		71,192.75

(This statement is continued on the following pages.)

Lisle-Woodridge Firefighter's Pension Fund

Balance Sheet (Continued)

October 31, 2016

Corporate Bonds (Continued)

0-0-1151.059	BURLINGTON NTHN SANTA #AW1	\$	51,406.60
0-0-1151.061	GOLDMAN SACHS #AF3		24,837.50
0-0-1151.066	WELLS FARGO & CO #RN3		26,311.20
0-0-1151.067	US BANCORP #AY2		50,074.92
0-0-1151.068	US AIRWAYS #AA1		91,623.98
0-0-1151.070	SPIRIT AIRLS INC #AA6		83,280.53
0-0-1151.075	WELLS FARGO & CO #FG0		79,516.44
0-0-1151.076	BAFC NTS #DX4		82,023.48
0-0-1151.079	DU PONT DE NEMOURS #BW8		85,270.28
0-0-1151.081	RPM INTL INC #AR4		83,772.74
0-0-1151.082	BOEING CAPITAL #AL8		83,338.31
0-0-1151.083	LABORATORY CORP #AR3 -PI		79,910.40
0-0-1151.085	EXELON CORP NTS #AH4		74,985.75
0-0-1151.086	BB&T CORP MED #AU7		74,958.00
0-0-1151.087	CARLISLE COS INC #AE0		81,483.66
0-0-1151.088	PROLOGIS LP #AY7		94,984.80
0-0-1151.089	TEXTRON INC #BT7		69,885.20
0-0-1151.091	GOLDMAN SACHS GROUP #GQ1		76,220.00
0-0-1151.092	OWENS & MINOR #AD4		79,631.20
0-0-1151.093	CITIGROUP INC #FT3		75,703.95
0-0-1151.094	J P MORGAN CHASE #JD3		101,309.51
0-0-1151.095	MICROSOFT CORP #BA1		79,861.60
0-0-1151.097	AMERICAN TOWER #AA8 -PI		80,529.93
0-0-1151.099	EASTMAN CHEMICAL #AN0		79,580.80
0-0-1151.100	AGILENT TECHNOLOGIES #AH4		77,403.20
0-0-1151.101	NBCUNIVERSAL MEDIA #AH3		74,721.20
0-0-1151.102	GATX CORP #AQ6		66,802.78
0-0-1151.105	STARBUCKS CORP #AD1		74,682.75
0-0-1151.106	MOSAIC CO #AC7		75,212.99
0-0-1151.107	STATOIL ASA #AK8		54,162.35
0-0-1151.108	FMC CORP NTS #AS4		74,880.00
0-0-1151.109	HOME DEPOT #BC5		74,610.75
0-0-1151.110	SIGNET UK FIN #AA1		74,699.25
0-0-1151.111	MONSANTO CO #AU5		72,874.50
0-0-1151.112	TYCO ELECTRONICS #AR8		74,710.50
0-0-1151.113	CADENCE DESIGN SYS #AL2		64,749.10
0-0-1151.115	ZIMMER HOLDINGS #AF9		79,812.00
0-0-1151.116	FISERV INC #AP3		74,949.75
0-0-1151.117	CVS CAREMARK CORP #CL2		60,175.03
0-0-1151.118	COCA COLA BOT #AK8 -PI		69,982.50
0-0-1151.119	WORTHINGTON INDUSTRIES #AE2		64,862.85
0-0-1151.120	AMER AIRLN 15-2 #AB2		78,107.73
0-0-1151.122	PARKER HANNIFIN #AM7		79,914.40
0-0-1151.124	DUKE ENERGY CAROLINAS #AE4		89,630.30
0-0-1151.125	STANLEY BLACK & DECKER #AA9		78,857.60
0-0-1151.126	GRAINGER W W INC #AB0		74,939.25
0-0-1151.127	BLACK HILLS #AK5		49,938.50
0-0-1151.128	ANHEUSER BUSCH #AN6		40,403.04

(This statement is continued on the following pages.)

Lisle-Woodridge Firefighter's Pension Fund

Balance Sheet (Continued)

October 31, 2016

Corporate Bonds (Continued)

0-0-1151.135	EXXON MOBIL #AT9	\$	50,000.00
0-0-1151.140	BERKSHIRE HATHAWAY #BS6		40,004.88
0-0-1151.141	TOTAL SYS SERVICES #AD1		54,876.80
0-0-1151.143	E TRADE #BL7		47,756.25
0-0-1151.145	SYSCO #BD8		50,072.20
0-0-1151.147	HANOVER INS. #AF2		114,732.05
0-0-1151.148	TRI-STATE #AH1		42,005.27
0-0-1151.149	ONEOK PARTNERS #AL7		44,850.85
0-0-1151.150	EQUIFAX #AK1		69,966.40
0-0-1151.152	BRIXMOR OPERATING PART #AA1		44,279.08
0-0-1151.155	WW GRAINGER INC #AC8		34,762.70
0-0-1151.156	SOUTHERN CO NTS #CU9		54,953.25
0-0-1151.157	CVS HEALTH CORP #CT5		54,846.55
0-0-1151.158	COLUMBIA PIPELINE #AF6		47,562.75
0-0-1151.160	DOMINION RESOURCES #BU2		45,125.68
0-0-1151.163	AETNA INC #AY4		44,813.25
0-0-1151.164	UNDER ARMOUR #AA5		49,788.50
0-0-1151.166	SOVRAN ACQUISITION # AB1		54,695.85
0-0-1151.167	PRUDENTIAL FIN #AK8		49,971.41
0-0-1151.168	BROADRIDGE FINANCIAL #AC7		114,527.35
0-0-1151.169	NEW YORK & PRESBY #AD6		59,997.60
0-0-1151.171	ORACLE CORP #BJ3		59,989.20
0-0-1151.173	JPMORGAN CHASE & CO #NJ5		81,387.00
0-0-1151.175	APPLE #CD0		69,814.50
0-0-1151.176	JP MORGAN CHASE #KG3		85,000.00
0-0-1151.178	CELANESE US #S68		71,752.55
0-0-1151.179	COLUMBIA PPTY TRUST #AB4		34,869.10
0-0-1151.180	BK OF NY MELLON #AD5		89,843.40
0-0-1151.182	AIR LEASE CORP #AM6		58,906.91
0-0-1151.183	BUNGE LTD FIN #AX8		80,381.62
0-0-1151.184	ARCHER-DANIELS #BL5		80,550.09
0-0-1151.185	INTL PAPER CO #CP6		79,699.20
0-0-1151.186	VALERO ENERGY CORP #AU4		69,758.50
0-0-1151.187	THERMO FISHER SCIENTIFIC #BR2		44,454.15
0-0-1151.189	KITE REALTY #AA1		64,739.35
0-0-1151.190	GOLDMAN SACHS #AG5		44,953.65
0-0-1151.191	FLOWERS FOODS #AB7		74,716.25
0-0-1151.192	CABOT CORP #AK7		79,879.20
0-0-1151.193	INGREDION INC #AB8 - PI		79,965.60
0-0-1151.194	SHIRE ACQ INV IRELAND #AD9		80,304.80
0-0-1151.195	TANGER PROPERTIES #AJ6		59,715.74
0-0-1151.196	PHILLIPS 66 PARTNERS #AE8		44,686.35
0-0-1151.197	BANK OF AMER CORP #FZ7		70,000.00
0-0-1151.198	AMERICAN TOWER CORP #AA8		56,798.44
0-0-1151.199	WELLS GARGO & CO #SH5		39,907.60
0-0-1151.200	SEMPRA ENERGY #AZ2		94,903.10
0-0-1151.201	XYLEM INC B/E #AJ9		79,835.20
0-0-1151.202	ERP OPERATING LP B/E #BF9		79,472.80
	Total Corporate Bonds		<u>8,204,321.98</u>

(This statement is continued on the following pages.)

Lisle-Woodridge Firefighter's Pension Fund

Balance Sheet (Continued)

October 31, 2016

US Treasury Notes

0-0-1252.006	US TREASURY NOTE #SD3	\$	285,015.37
0-0-1252.007	US TREASURY NOTE #UN8		493,614.07
0-0-1252.019	US TREASURY NOTE #NT3		15,805.13
0-0-1252.020	US TREASURY NOTE #P46 - PI		715,471.15
0-0-1252.036	US TREASURY NOTE #NA4		287,688.12
0-0-1252.038	US TREASURY NOTE #2C3		1,747,880.86
0-0-1252.039	US TREASURY NOTE #2A7		752,606.08
0-0-1252.040	US TREASURY NOTE #S76		139,778.43
0-0-1252.041	US TREASURY NOTE #2B5		552,720.81
0-0-1252.042	US TREASURY NOTE #2F6		179,555.60
0-0-1252.043	US TREASURY NOTE #2D1		29,878.09
0-0-1252.044	US TREASURY NOTE #G20		402,223.83
0-0-1252.045	US TREASURY NOTE #2G4		25,035.29
0-0-1252.047	US TREASURY NOTE #T59		225,310.51

Total US Treasury Notes 5,852,583.34

US Treasury Bonds

0-0-1255.001	US TREASURY BOND #PW2		583,945.24
0-0-1255.003	US TREASURY BOND #QD3		207,417.07
0-0-1255.004	US TREASURY BOND #QS0		36,120.33
0-0-1255.007	US TREASURY BOND #RS9		505,153.96

Total US Treasury Bonds 1,332,636.60

FNMA Pool

0-0-1262.002	FNMA PL 753098 #UX5		22,100.32
0-0-1262.003	FNMA PL 725946 #P79		57,488.40
0-0-1262.004	FNMA PL 799519 #G45		3,624.29
0-0-1262.005	FNMA PL 799695 #NL9		17,977.49
0-0-1262.006	FNMA PL 797665 #FE9		12,573.50
0-0-1262.007	FNMA PL 844386 #CX5		952.86
0-0-1262.008	FNMA PL 865200 #GH6		1,211.21
0-0-1262.009	FNMA PL 831541 #ZE9		8,881.51
0-0-1262.010	FNMA PL 891601 #RW2		3,687.75
0-0-1262.011	FNMA PL 892239 #HQ4		5,844.71
0-0-1262.012	FNMA PL 893427 #SQ7		2,452.18
0-0-1262.013	FNMA PL 896535 #BC8		3,755.17
0-0-1262.014	FNMA PL 900883 #2Q8		19,890.83
0-0-1262.015	FNMA PL 937289 #XS0		7,700.10
0-0-1262.016	FNMA PL 940525 #LE9		761.38
0-0-1262.017	FNMA PL 949244 #BM8		3,795.40
0-0-1262.018	FNMA PL 966555 #H83		2,208.35
0-0-1262.019	FNMA PL 968585 #RE2		4,077.49
0-0-1262.020	FNMA PL 929301 #NS3		19,052.16
0-0-1262.021	FNMA PL 983077 #CN5		10,843.50
0-0-1262.022	FNMA PL 889409 #DN1		995.35
0-0-1262.023	FNMA PL 930871 #FL0		35,041.37
0-0-1262.024	FNMA PL AB9754 #ZU3		133,103.33

(This statement is continued on the following pages.)

Lisle-Woodridge Firefighter's Pension Fund

Balance Sheet (Continued)

October 31, 2016

FNMA Pool (Continued)

0-0-1262.025	FNMA PL AB9763 #Z58	\$	73,442.09
0-0-1262.026	FNMA PL AB9774 #2G0		148,931.09
0-0-1262.027	FNMA PL AS2764 #CA9		235,793.84
0-0-1262.028	FNMA PL AY3728 #EA4		<u>112,116.57</u>
	Total FNMA Pool		<u>948,302.24</u>

FHLMC Pool

0-0-1263.001	FHLMC PL C91820 #AV3		78,649.99
0-0-1263.002	FHLMC PL C91816 #AR2		152,807.49
0-0-1263.003	FHLMC PL A13570 #6F1		21,971.10
0-0-1263.004	FHLMC PL A23557 #5S9		140,792.56
0-0-1263.005	FHLMC PL G08008 #AJ9		1,375.42
0-0-1263.006	FHLMC PL A38978 #6P0		6,750.78
0-0-1263.007	FHLMC PL G08087 #CZ1		17,392.85
0-0-1263.008	FHLMC PL A51101 #GJ8		2,179.03
0-0-1263.009	FHLMC PL A54908 #NZ5		44,178.44
0-0-1263.010	FHLMC PL A54224 #VR6		695.48
0-0-1263.011	FHLMC PL A53752 #EZ7		40,103.47
0-0-1263.012	FHLMC PL A62706 #AF7		8,137.16
0-0-1263.013	FHLMC PL A64158 #TP2		2,975.45
0-0-1263.014	FHLMC PL A67491 #KC2		4,566.35
0-0-1263.015	FHLMC PL A69472 #QZ6		11,024.55
0-0-1263.016	FHLMC PL A75230 #Y33		10,392.04
0-0-1263.017	FHLMC PL G04176 #6M7		8,756.82
0-0-1263.018	FHLMC PL A77977 #2J6		5,480.22
0-0-1263.019	FHLMC PL G04816 #VH8		25,331.50
0-0-1263.020	FHLMC PL G05507 #NY8		17,432.97
0-0-1263.021	FHLMC PL G05518 #PB6		18,950.36
0-0-1263.022	FHLMC PL C09032 #A91		70,675.43
0-0-1263.023	FHLMC PL G08542 #S84		137,501.55
0-0-1263.024	FHLMC PL Q30081 #CT8		156,752.46
0-0-1263.025	FHLMC PL G08601 #U32		184,395.26
0-0-1263.026	FHLMC PL G08632 #V23		129,646.00
0-0-1263.027	FHLMC PL G08670 #W89		<u>125,285.97</u>
	Total FHLMC Pool		<u>1,424,200.70</u>

FFCB Bonds

0-0-1284.001	FFCB # 2K2		<u>137,000.00</u>
	Total FFCB Bonds		<u>137,000.00</u>

FNMA Notes

0-0-1287.002	FNMA NOTE #RC5		171,194.26
0-0-1287.004	FNMA NOTE #E33		240,790.92
0-0-1287.005	FNMA NOTE #G72		<u>198,341.20</u>
	Total FNMA Notes		<u>610,326.38</u>

(This statement is continued on the following page.)

Lisle-Woodridge Firefighter's Pension Fund

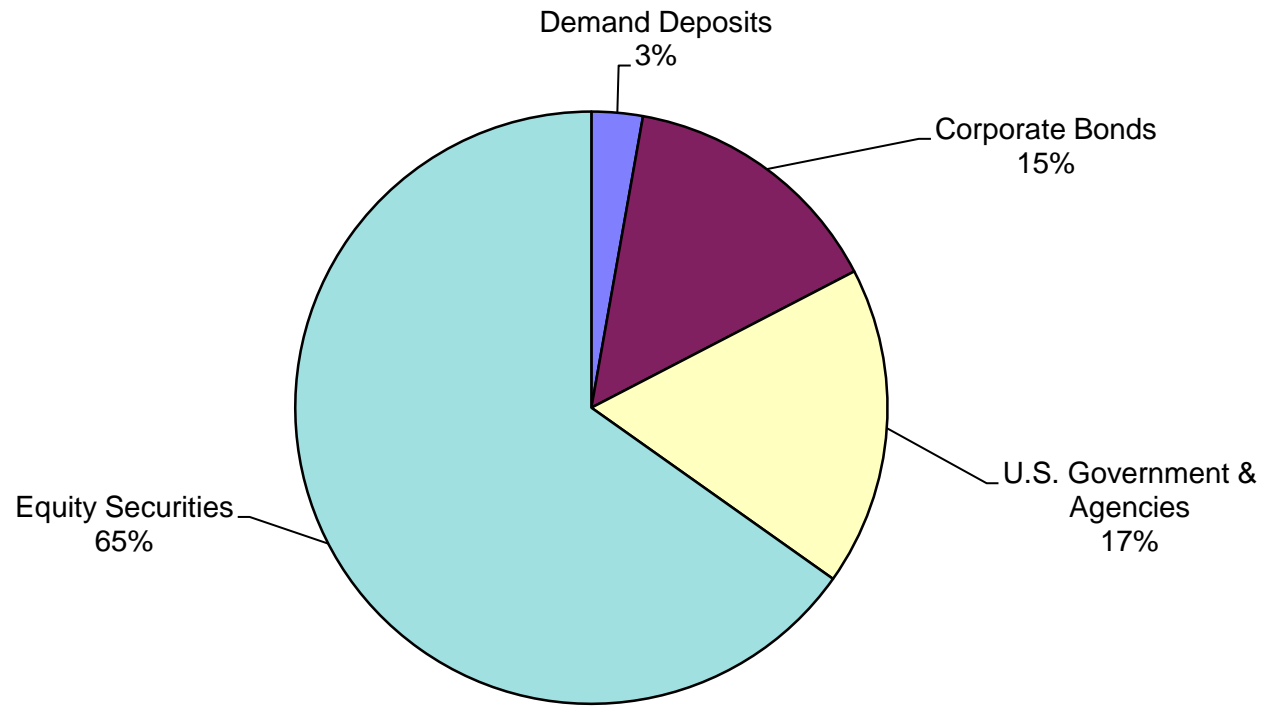
Balance Sheet (Continued)

October 31, 2016

Unrealized Gains (Losses)		
0-0-1300.001	UNREALIZED GAINS (LOSSES)	\$ 408,895.04
	Total Unrealized Gains (Losses)	<u>408,895.04</u>
Stock Equities		
0-0-1450.001	UBS - RNC GENTER	2,319,219.08
0-0-1450.002	UBS - CHILTON	1,533,252.75
0-0-1450.003	UBS - STONEBRIDGE	<u>1,749,644.46</u>
	Total Stock Equities	<u>5,602,116.29</u>
Mutual Funds		
0-0-1550.001	LAZARD EMERGING MKTS	2,566,477.05
0-0-1550.002	FMI COMMON STOCK	2,682,267.60
0-0-1550.003	INVESCO INTL GROWTH	2,964,222.69
0-0-1550.004	MFS INTL VALUE	2,805,425.50
0-0-1550.005	LOOMIS SAYLES GROWTH	2,337,546.58
0-0-1550.006	BLACKROCK STRATEGIC INC	2,952,578.52
0-0-1550.007	PIONEER STRATEGIC INC	2,725,394.70
0-0-1550.008	WELLS FARGO ABS RETURN	3,699,806.17
0-0-1550.009	SPDR BARCLAYS	1,619,173.28
0-0-1550.010	INVESCO S&P 500	3,279,875.74
0-0-1550.011	JP MORGAN FDS UNDIS MGRS BEHAV	2,327,165.45
0-0-1550.012	UNDISCOVERED MG BH VL SL	339,582.15
0-0-1550.013	ISHARES CORE EMERG MKTS	<u>2,615,863.00</u>
	Total Mutual Funds	<u>32,915,378.43</u>
Other Assets		
0-0-1900.000	ACCRUED INTEREST RECEIVABLE	<u>107,756.88</u>
	Total Other Assets	<u>107,756.88</u>
TOTAL ASSETS		<u>\$ 59,192,957.93</u>
LIABILITIES		
0-0-2120.000	DUE TO DISTRICT	\$ -
	Total Liabilities	<u>-</u>
Fund Balance		
0-0-3000.001	FUND BALANCE	<u>59,192,957.93</u>
TOTAL LIABILITIES AND FUND BALANCE		<u>\$ 59,192,957.93</u>

(See accountant's compilation report.)

**Lisle-Woodridge Firefighter's Pension Fund
Cash and Investments
October 31, 2016**



(See accountant's compilation report.)

Lisle-Woodridge Firefighter's Pension Fund
Revenue Report
For the Ten Months Ended October 31, 2016

		<u>Current Month</u>	<u>Year to Date</u>
Revenues			
Employer and Member Contributions			
Employer Contributions			
0-0-4000.000	CURRENT TAX	\$ 9,490.53	\$ 4,009,054.63
	Total Employer Contributions	<u>9,490.53</u>	<u>4,009,054.63</u>
Employee Contributions			
0-0-4050.000	CONTRIBUTIONS - CURRENT YEAR	<u>59,883.77</u>	<u>703,571.66</u>
	Total Employee Contributions	<u>59,883.77</u>	<u>703,571.66</u>
	Total Employer and Employee Contributions	<u>69,374.30</u>	<u>4,712,626.29</u>
Income Cash and Investments			
Interest Demand Deposits			
0-0-4105.001	UBS-EM22472 CASH	383.55	1,744.23
0-0-4105.003	UBS-EM22478 FMI	0.32	0.32
0-0-4105.005	UBS-EM22487 PACIFIC INCOME	6.72	34.85
0-0-4105.006	UBS-EM22500 RNC GENTER	0.33	5.99
0-0-4105.007	UBS-EM22958 MFS	0.00	0.39
0-0-4105.008	UBS-EM24449 BRADFORD	1.98	19.17
0-0-4105.009	UBS-EM24453 CHILTON	0.03	1.04
0-0-4105.010	UBS-EM24456 STONEBRIDGE	0.67	6.25
0-0-4105.011	UBS-EM24457 LOOMIS SAYLES	0.00	0.16
0-0-4105.015	UBS-EM24466 BARCLAYS	0.26	2.46
0-0-4105.017	UBS-EM24469 JPMORGAN	0.00	0.33
0-0-4105.018	UBS-EM24478 ISHARES	0.23	1.41
	Total Interest Demand Deposits	<u>394.09</u>	<u>1,816.60</u>
Income Fixed Income Securities			
Income Corporate Bonds			
0-0-4151.001	AETNA INC #AL2	-	138.33
0-0-4151.002	REGIONS FINL CORP #AJ9	-	500.00
0-0-4151.003	FIFTH THIRD BANCORP #AD2	-	1,575.00
0-0-4151.004	STANLEY BLACK & DECKER #AB7	-	612.75
0-0-4151.005	ARES CAPITAL CORP #AN3	-	975.00
0-0-4151.006	SYNCHRONY FINL #AJ2	-	638.44
0-0-4151.007	PROSPECT CAPITAL #AN2	-	1,613.89
0-0-4151.008	RAYMOND JAMES #AB5	-	4,300.00
0-0-4151.009	LABORATORY CORP #AR3	-	645.31
0-0-4151.010	LAM RESEARCH #AM0	-	928.51
0-0-4151.011	ABBVIE INC #AT6	-	372.92
0-0-4151.012	AT&T INC #CL4	-	1,225.00
0-0-4151.013	GENL MOTORS FINL #AY2	-	977.78
0-0-4151.014	PNC FUNDING CORP #BL6	-	3,718.76
0-0-4151.015	GILEAD SCIENCES #BB8	-	248.63
0-0-4151.016	PRIVATE EXPT FDG #DV1	-	2,553.00
0-0-4151.017	FIDELITY NATL #AP1	815.63	1,608.60
0-0-4151.018	DOMINION GAS #AK1	-	1,029.00
0-0-4151.019	MEAD JOHNSON NUTRITION #AJ5	-	720.00

(This statement is continued on the following pages.)

Lisle-Woodridge Firefighter's Pension Fund
Revenue Report
For the Ten Months Ended October 31, 2016

		<u>Current Month</u>	<u>Year to Date</u>
Income Fixed Income Securities (Continued)			
Income Corporate Bonds (Continued)			
0-0-4151.020	INTERCONTINENTALEXCHANGE #AC8	\$ -	\$ 381.94
0-0-4151.021	STIFEL FINANCIAL #AE2	-	1,077.70
0-0-4151.022	FIRST HORIZON NATL #AB1	-	1,421.88
0-0-4151.023	AUTONATION INC #AL6	-	730.96
0-0-4151.024	AIR LEASE CORP #AM6	-	1,900.37
0-0-4151.025	VENTAS REALTY LP #AW5	-	1,662.50
0-0-4151.026	EL PASO PIPELINE #AE9	2,500.00	4,644.44
0-0-4151.027	APPLE INC #AY6	-	1,325.53
0-0-4151.028	WYNDHAM WORLDWIDE #AJ7	-	1,115.62
0-0-4151.029	AMERICAN TOWER #AA8	280.69	2,630.69
0-0-4151.030	TD AMERITRADE #AE8	737.50	1,475.00
0-0-4151.031	ABBVIE INC #AP4	-	1,036.06
0-0-4151.032	DISCOVER FINL #AJ7	-	866.25
0-0-4151.033	REGENCY ENERGY PARTNERS #AG3	1,650.00	3,300.00
0-0-4151.034	KOHL'S CORP #AT1	-	87.73
0-0-4151.035	DELPHI CORP #AJ4	-	1,685.94
0-0-4151.036	INTERPUB GROUP #BL3	2,100.00	3,910.67
0-0-4151.037	ESSEX PORTFOLIO LP #AN7	-	968.75
0-0-4151.038	NATIONAL RETAIL PROP #AG1	-	975.00
0-0-4151.039	AMERICAN CAMPUS #AB4	-	1,008.33
0-0-4151.040	BANK OF AMER CORP #FH7	338.33	2,779.00
0-0-4151.041	TRINITY INDUSTRIES #AH2	-	1,137.50
0-0-4151.042	TRI-STATE GENERATION #AG3	-	1,208.67
0-0-4151.043	BECTON DICKINSON #BF5	-	166.99
0-0-4151.044	SVB FINANCIAL GROUP #AD3	-	1,308.62
0-0-4151.045	LAZARD GROUP #AG0	156.25	1,880.21
0-0-4151.046	CAPITAL ONE FINANCIAL #BJ3	1,470.00	2,940.00
0-0-4151.047	MORGAN STANLEY #7X1	-	1,743.75
0-0-4151.048	COCA COLA BOT #AK8	-	879.28
0-0-4151.049	ANALOG DEVICES #AJ4	-	288.17
0-0-4151.050	HAWAIIAN AIRLINES #AA5	-	3,579.52
0-0-4151.051	HOST HOTELS & RESORTS #AW6	-	675.00
0-0-4151.052	CBRE SERVICES INC #AD2	-	2,559.38
0-0-4151.053	CITIGROUP INC #JC6	-	1,505.00
0-0-4151.054	KILROY REALTY #AK8	-	2,125.00
0-0-4151.055	VERIZON COMM #CQ5	-	2,244.00
0-0-4151.056	MCDONALD'S CORP #EZ3	-	650.17
0-0-4151.057	TIME WARNER CABLE #AJ7	-	1,637.50
0-0-4151.058	BAKER HUGHES INC #AZ0	-	1,430.73
0-0-4151.059	BURLINGTON NTHN SANTA #AW1	1,037.50	2,075.00
0-0-4151.060	PRUDENTIAL FINANCIAL #AV4	-	862.98
0-0-4151.061	GOLDMAN SACHS #AF3	-	1,790.34
0-0-4151.062	MICROSOFT CORP #BL7	-	2,067.40
0-0-4151.063	J P MORGAN CHASE #HA1	-	1,423.10
0-0-4151.064	JPMORGAN CHASE & CO #KK5	-	347.44
0-0-4151.065	METLIFE INC #BP2	-	1,820.73
0-0-4151.066	WELLS FARGO & CO #RN3	1,148.89	3,792.64
0-0-4151.067	US BANCORP #AY2	-	1,651.39
0-0-4151.068	US AIRWAYS #AA1	-	1,786.62

(This statement is continued on the following pages.)

Lisle-Woodridge Firefighter's Pension Fund
Revenue Report
For the Ten Months Ended October 31, 2016

		<u>Current Month</u>	<u>Year to Date</u>
Income Fixed Income Securities (Continued)			
Income Corporate Bonds (Continued)			
0-0-4151.069	UNITED AIR #AA6	\$ -	\$ 1,911.07
0-0-4151.070	SPIRIT AIRLS INC #AA6	1,763.00	4,015.72
0-0-4151.071	GENL ELEC CAP #U69	-	2,000.00
0-0-4151.072	WYETH #AM2	-	2,180.00
0-0-4151.074	BUNGE LTD FIN #AV2	-	1,713.78
0-0-4151.075	WELLS FARGO & CO #FG0	-	600.00
0-0-4151.076	BAFC NTS #DX4	-	2,260.00
0-0-4151.077	GLAXOSMITHKLINE CAP #AD9	-	2,260.00
0-0-4151.078	RIO TINTO FIN USA #AC0	-	4,752.22
0-0-4151.079	DU PONT DE NEMOURS #BW8	-	4,600.00
0-0-4151.080	ALLEGHENY TECHNOLOGY #AC6	-	674.48
0-0-4151.081	RPM INTL INC #AR4	2,450.00	4,900.00
0-0-4151.082	BOEING CAPITAL #AL8	1,880.00	3,760.00
0-0-4151.083	LABORATORY CORP #AR3 -PI	-	2,100.00
0-0-4151.084	CF INDS INC #AB9	2,225.57	4,541.20
0-0-4151.085	EXELON CORP NTS #AH4	-	1,068.75
0-0-4151.086	BB&T CORP MED #AU7	-	984.38
0-0-4151.087	CARLISLE COS INC #AE0	-	2,050.00
0-0-4151.088	PROLOGIS LP #AY7	-	3,182.50
0-0-4151.089	TEXTRON INC #BT7	-	2,555.00
0-0-4151.090	CARPENTER TECHNOLOGY #AJ2	-	2,934.39
0-0-4151.091	GOLDMAN SACHS GROUP #GQ1	-	2,100.00
0-0-4151.092	OWENS & MINOR #AD4	-	3,100.00
0-0-4151.093	CITIGROUP INC #FT3	-	3,375.00
0-0-4151.094	J P MORGAN CHASE #JD3	-	2,250.00
0-0-4151.095	MICROSOFT CORP #BA1	-	1,900.00
0-0-4151.096	FREEMPORT-MCMORAN COPPER #AU9	-	1,545.73
0-0-4151.097	AMERICAN TOWER #AA8 -PI	-	3,760.00
0-0-4151.098	ACTAVIS FUNDING #AR2	-	2,583.67
0-0-4151.099	EASTMAN CHEMICAL #AN0	-	2,880.00
0-0-4151.100	AGILENT TECHNOLOGIES #AH4	1,280.00	2,560.00
0-0-4151.101	NBCUNIVERSAL MEDIA #AH3	-	1,150.00
0-0-4151.102	GATX CORP #AQ6	-	2,535.00
0-0-4151.103	CONTINENTAL RESOURCES #AL5	-	1,955.00
0-0-4151.104	FIDELITY NATL #AK2	-	2,209.37
0-0-4151.105	STARBUCKS CORP #AD1	1,443.75	2,887.50
0-0-4151.106	MOSAIC CO #AC7	-	1,593.75
0-0-4151.107	STATOIL ASA #AK8	-	728.75
0-0-4151.108	FMC CORP NTS #AS4	-	3,075.00
0-0-4151.109	HOME DEPOT #BC5	-	2,812.50
0-0-4151.110	SIGNET UK FIN #AA1	-	1,762.50
0-0-4151.111	MONSANTO CO #AU5	-	2,531.26
0-0-4151.112	TYCO ELECTRONICS #AR8	-	2,587.50
0-0-4151.113	CADENCE DESIGN SYS #AL2	1,421.88	2,843.76
0-0-4151.114	METHANEX CORP #AK4	-	1,303.33
0-0-4151.115	ZIMMER HOLDINGS #AF9	1,420.00	2,840.00
0-0-4151.116	FISERV INC #AP3	-	1,443.75
0-0-4151.117	CVS CAREMARK CORP #CL2	-	2,159.06
0-0-4151.118	COCA COLA BOT #AK8 -PI	-	1,330.00

(This statement is continued on the following pages.)

Lisle-Woodridge Firefighter's Pension Fund
Revenue Report
For the Ten Months Ended October 31, 2016

		<u>Current Month</u>	<u>Year to Date</u>
Income Fixed Income Securities (Continued)			
Income Corporate Bonds (Continued)			
0-0-4151.119	WORTHINGTON INDUSTRIES #AE2	\$ 1,478.75	\$ 2,957.50
0-0-4151.120	AMER AIRLN 15-2 #AB2	-	2,864.00
0-0-4151.121	VERIZON GLOBAL #AM8	-	1,853.54
0-0-4151.122	PARKER HANNIFIN #AM7	-	1,680.00
0-0-4151.123	ANADARKO PETROLEUM #AY3	-	2,300.50
0-0-4151.124	DUKE ENERGY CAROLINAS #AE4	2,420.00	4,840.00
0-0-4151.125	STANLEY BLACK & DECKER #AA9	-	4,160.00
0-0-4151.126	GRAINGER W W INC #AB0	-	1,725.00
0-0-4151.127	BLACK HILLS #AK5	-	618.06
0-0-4151.128	ANHEUSER BUSCH #AN6	490.00	2,614.70
0-0-4151.129	HOME DEPOT #BL5	-	369.72
0-0-4151.130	GENERAL MOTORS #AK6	-	231.00
0-0-4151.131	APPLE INC #BX7	-	390.73
0-0-4151.132	ELECTRONIC ARTS #AC3	-	322.72
0-0-4151.133	PHILLIPS 66 #AB4	-	1,015.42
0-0-4151.134	HUBBEL INC #AG7	-	463.42
0-0-4151.135	EXXON MOBIL #AT9	-	772.59
0-0-4151.136	SUNTRUST #BK8	-	156.44
0-0-4151.137	OREILLY AUTO #AE7	-	169.61
0-0-4151.138	EOG RESOURCES #AG6	-	22.77
0-0-4151.139	EOG RESOURCES #AK7	-	40.84
0-0-4151.140	BERKSHIRE HATHAWAY #BS6	-	625.00
0-0-4151.141	TOTAL SYS SERVICES #AD1	1,126.28	1,126.28
0-0-4151.142	HOLLYFRONTIER #AA6	877.16	1,570.74
0-0-4151.143	E TRADE #BL7	-	342.66
0-0-4151.144	AVNET #AS2	-	330.43
0-0-4151.145	SYSCO #BD8	1,125.00	1,125.00
0-0-4151.146	OMNICOM GROUP #AA0	900.00	900.00
0-0-4151.147	HANOVER INS. #AF2	2,688.13	2,688.13
0-0-4151.148	TRI-STATE #AH1	-	940.00
0-0-4151.149	ONEOK PARTNERS #AL7	-	1,125.00
0-0-4151.151	BK OF NY MELLON #AB9	-	455.56
0-0-4151.152	BRIXMOR OPERATING PART #AA1	-	866.25
0-0-4151.154	CHEVRON CORP #BG4	-	207.67
0-0-4151.158	COLUMBIA PIPELINE #AF6	-	1,012.50
0-0-4151.160	DOMINION RESOURCES #BU2	-	214.43
0-0-4151.161	OWENS CORNING NEW #AB7	-	1,400.00
0-0-4151.162	LAM RESEARCH #AQ1	966.00	1,032.13
0-0-4151.165	UNITED AIRLINES #AA4	-	326.12
0-0-4151.170	MOLSON COORS BREWING #AH3	-	211.75
0-0-4151.172	WESTERN GAS PARTNERS #AF1	-	38.75
0-0-4151.173	JPMORGAN CHASE & CO #NJ5	1,593.75	1,593.75
0-0-4151.177	MICROSOFT #BS2	-	53.66
0-0-4151.178	CELANESE US #S68	-	1,503.13
0-0-4151.179	COLUMBIA PPTY TRUST #AB4	251.44	251.44
0-0-4151.181	AMERICAN FINANCIAL #AK0	-	11.67
0-0-4151.182	AIR LEASE CORP #AM6	-	1,168.75
0-0-4151.188	INGREDION INC. #AB8	224.89	224.89
Total Income Corporate Bonds		40,260.39	274,702.58

(This statement is continued on the following pages.)

Lisle-Woodridge Firefighter's Pension Fund
Revenue Report
For the Ten Months Ended October 31, 2016

		<u>Current Month</u>	<u>Year to Date</u>
Income Fixed Income Securities (Continued)			
Income US Treasury Notes			
0-0-4252.001	US TREASURY NOTE #M72	\$ -	\$ 2,733.77
0-0-4252.002	US TREASURY NOTE #N22	-	879.10
0-0-4252.003	US TREASURY NOTE #M98	-	1,122.40
0-0-4252.004	US TREASURY NOTE #M56	-	528.56
0-0-4252.005	US TREASURY NOTE #UJ7	-	260.58
0-0-4252.006	US TREASURY NOTE #SD3	-	5,111.26
0-0-4252.007	US TREASURY NOTE #UN8	-	12,988.44
0-0-4252.008	US TREASURY NOTE #N30	-	163.46
0-0-4252.010	US TREASURY NOTE #N48	-	107.75
0-0-4252.011	US TREASURY NOTE #N63	-	598.97
0-0-4252.012	US TREASURY NOTE #P20	-	1,205.57
0-0-4252.013	US TREASURY NOTE #N89	-	241.22
0-0-4252.014	US TREASURY NOTE #UR9	-	1,705.23
0-0-4252.015	US TREASURY NOTE #P46	-	1,251.02
0-0-4252.016	US TREASURY NOTE #P53	-	502.02
0-0-4252.017	US TREASURY NOTE #P87	-	441.90
0-0-4252.018	US TREASURY NOTE #P79	-	95.67
0-0-4252.019	US TREASURY NOTE #NT3	-	428.01
0-0-4252.020	US TREASURY NOTE #P46 - PI	356.79	6,336.80
0-0-4252.021	US TREASURY NOTE #Q37	-	117.14
0-0-4252.022	US TREASURY NOTE #Q45	-	2,113.86
0-0-4252.023	US TREASURY NOTE #P95	-	1,044.29
0-0-4252.024	US TREASURY NOTE #Q94	-	2,193.14
0-0-4252.025	US TREASURY NOTE #Q78	-	109.29
0-0-4252.026	US TREASURY NOTE #R44	-	496.47
0-0-4252.027	US TREASURY NOTE #R36	-	856.30
0-0-4252.028	US TREASURY NOTE #R77	-	155.53
0-0-4252.029	US TREASURY NOTE #R51	-	3,538.13
0-0-4252.032	US TREASURY NOTE #S35	-	88.93
0-0-4252.034	US TREASURY NOTE #R93	-	89.16
0-0-4252.036	US TREASURY NOTE #NA4	4,886.21	4,886.21
0-0-4252.037	US TREASURY NOTE #S68	-	1,153.02
0-0-4252.039	US TREASURY NOTE #2A7	247.82	602.19
0-0-4252.042	US TREASURY NOTE #2F6	134.72	134.72
	Total Income US Treasury Notes	5,625.54	54,280.11
Income US Treasury Bonds			
0-0-4255.001	US TREASURY BOND #PW2	-	20,713.95
0-0-4255.002	US TREASURY BOND #RN0	-	8,183.07
0-0-4255.003	US TREASURY BOND #QD3	-	4,703.13
0-0-4255.004	US TREASURY BOND #QS0	-	1,312.50
0-0-4255.005	US TREASURY BOND #RP5	-	2,089.29
0-0-4255.006	US TREASURY BOND #RQ3	-	8,478.07
0-0-4255.007	US TREASURY BOND #RS9	340.76	729.01
	Total Income US Treasury Bonds	340.76	46,209.02

(This statement is continued on the following pages.)

Lisle-Woodridge Firefighter's Pension Fund
Revenue Report
For the Ten Months Ended October 31, 2016

		<u>Current Month</u>	<u>Year to Date</u>
Income Fixed Income Securities (Continued)			
Income FNMA Pool			
0-0-4262.001	FNMA PL MA2310 #R81	\$ 1,087.32	\$ 7,449.37
0-0-4262.002	FNMA PL 753098 #UX5	108.01	1,096.89
0-0-4262.003	FNMA PL 725946 #P79	265.63	2,926.27
0-0-4262.004	FNMA PL 799519 #G45	16.57	167.62
0-0-4262.005	FNMA PL 799695 #NL9	87.77	887.60
0-0-4262.006	FNMA PL 797665 #FE9	62.46	631.42
0-0-4262.007	FNMA PL 844386 #CX5	4.80	48.57
0-0-4262.008	FNMA PL 865200 #GH6	5.63	69.40
0-0-4262.009	FNMA PL 831541 #ZE9	45.95	511.48
0-0-4262.010	FNMA PL 891601 #RW2	20.00	215.88
0-0-4262.011	FNMA PL 892239 #HQ4	31.65	319.20
0-0-4262.012	FNMA PL 893427 #SQ7	12.29	156.94
0-0-4262.013	FNMA PL 896535 #BC8	18.80	232.28
0-0-4262.014	FNMA PL 900883 #2Q8	100.80	1,017.31
0-0-4262.015	FNMA PL 937289 #XS0	40.84	464.94
0-0-4262.016	FNMA PL 940525 #LE9	4.00	49.36
0-0-4262.017	FNMA PL 949244 #BM8	18.49	205.16
0-0-4262.018	FNMA PL 966555 #H83	11.64	117.44
0-0-4262.019	FNMA PL 968585 #RE2	20.50	243.55
0-0-4262.020	FNMA PL 929301 #NS3	75.33	865.04
0-0-4262.021	FNMA PL 983077 #CN5	43.54	483.99
0-0-4262.022	FNMA PL 889409 #DN1	5.12	57.69
0-0-4262.023	FNMA PL 930871 #FLO	138.05	1,589.11
0-0-4262.024	FNMA PL AB9754 #ZU3	402.15	4,387.85
0-0-4262.025	FNMA PL AB9763 #Z58	221.77	2,339.88
0-0-4262.026	FNMA PL AB9774 #2G0	450.79	4,840.02
0-0-4262.027	FNMA PL AS2764 #CA9	759.90	8,637.41
0-0-4262.028	FNMA PL AY3728 #EA4	282.01	3,135.40
Total Income FNMA Pool		<u>4,341.81</u>	<u>43,147.07</u>
Income FHLMC Pool			
0-0-4263.001	FHLMC PL C91820 #AV3	219.53	2,348.22
0-0-4263.002	FHLMC PL C91816 #AR2	428.03	4,570.06
0-0-4263.003	FHLMC PL A13570 #6F1	106.29	1,355.52
0-0-4263.004	FHLMC PL A23557 #5S9	726.73	9,056.62
0-0-4263.005	FHLMC PL G08008 #AJ9	7.32	75.63
0-0-4263.006	FHLMC PL A38978 #6P0	33.01	336.14
0-0-4263.007	FHLMC PL G08087 #CZ1	87.23	986.77
0-0-4263.008	FHLMC PL A51101 #GJ8	10.79	137.05
0-0-4263.009	FHLMC PL A54908 #NZ5	233.10	2,351.46
0-0-4263.010	FHLMC PL A54224 #VR6	4.25	42.89
0-0-4263.011	FHLMC PL A53752 #EZ7	466.44	4,715.27
0-0-4263.012	FHLMC PL A62706 #AF7	41.58	485.29
0-0-4263.013	FHLMC PL A64158 #TP2	15.33	191.42
0-0-4263.014	FHLMC PL A67491 #KC2	24.23	251.27
0-0-4263.015	FHLMC PL A69472 #QZ6	53.85	542.73
0-0-4263.016	FHLMC PL A75230 #Y33	42.12	468.41
0-0-4263.017	FHLMC PL G04176 #6M7	40.57	449.08
0-0-4263.018	FHLMC PL A77977 #2J6	28.91	291.68

(This statement is continued on the following pages.)

Lisle-Woodridge Firefighter's Pension Fund
Revenue Report
For the Ten Months Ended October 31, 2016

	Current Month	Year to Date
Income Fixed Income Securities (Continued)		
Income FHLMC Pool (Continued)		
0-0-4263.019	\$ 100.92	\$ 1,132.83
0-0-4263.020	69.94	782.53
0-0-4263.021	75.89	844.08
0-0-4263.022	211.37	2,247.96
0-0-4263.023	440.16	4,927.05
0-0-4263.024	444.18	4,486.58
0-0-4263.025	587.93	6,653.39
0-0-4263.026	376.53	4,119.56
0-0-4263.027	318.11	3,370.69
0-0-4263.028	-	128.33
	5,194.34	57,348.51
Income FFCB Bonds		
0-0-4284.001	FFCB #2K2	1,284.38
	1,284.38	1,284.38
Income FHLMC Bonds		
0-0-4285.001	FHLMC BOND #DP1	0.00
0-0-4285.002	FHMLC TBA 3.0% #681	0.00
0-0-4285.004	FHMLC TBA 3.00% #6A6	540.00
	540.00	1,513.07
Income FNMA Notes		
0-0-4287.001	FNMA NOTE #YT4	-
0-0-4287.003	FNMA NOTE #ZB2	-
0-0-4287.004	FNMA NOTE #E33	2,700.00
0-0-4287.005	FNMA NOTE #G72	-
	-	4,652.83
Change in Accrued Interest Rec		
	CHANGE IN ACCR INTEREST REC	(474.15)
	(474.15)	(9,667.71)
Gains (Losses) on Securities		
	UNREALIZED GAIN (LOSS)	(296,871.52)
	GAIN (LOSS) - SALE OF SECURITY	17,661.86
	(279,209.66)	541,536.60
	(222,096.59)	1,015,006.46

(This statement is continued on the following pages.)

Lisle-Woodridge Firefighter's Pension Fund
Revenue Report
For the Ten Months Ended October 31, 2016

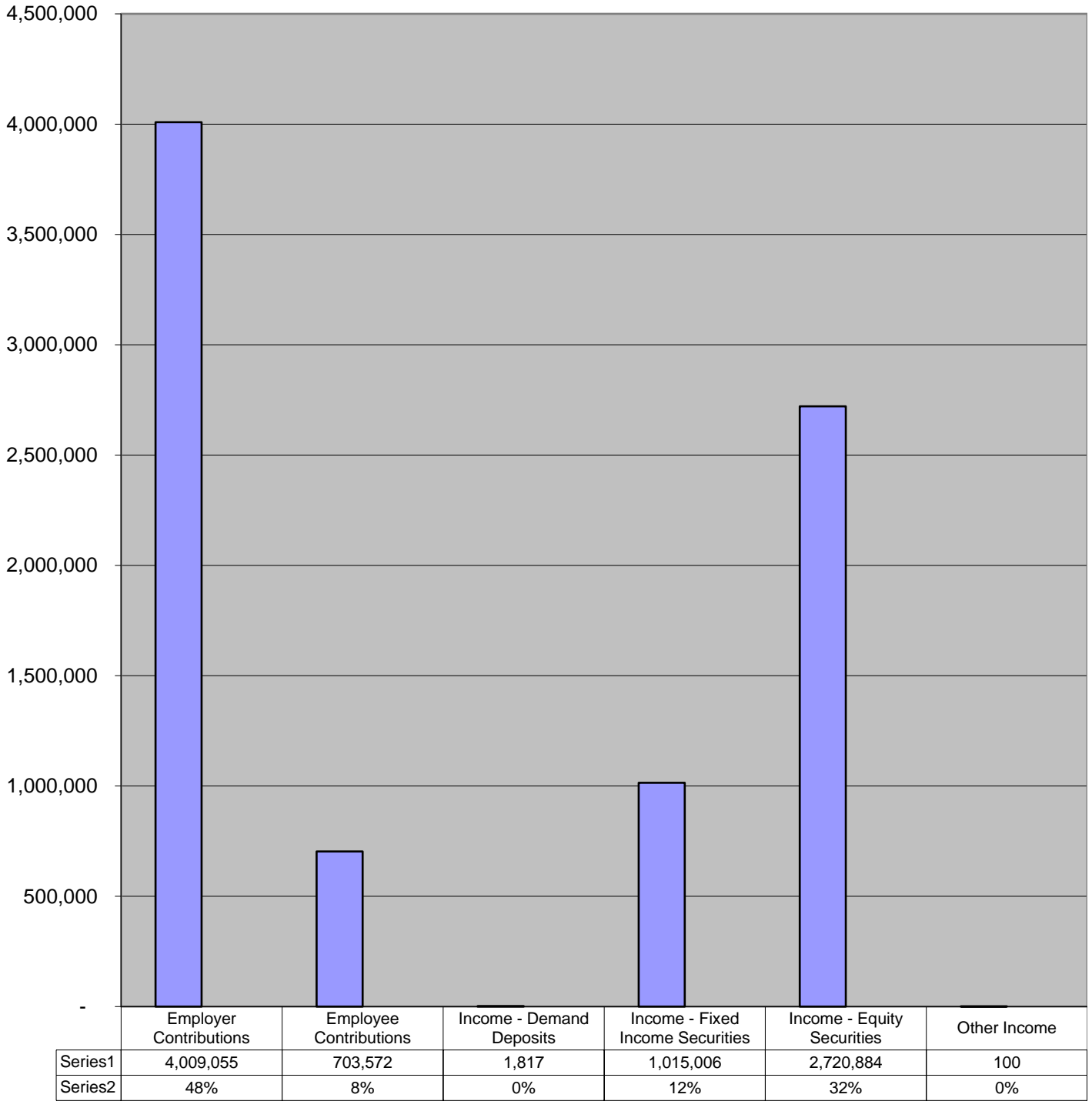
		<u>Current Month</u>	<u>Year to Date</u>
Income Equity Securities			
Income Stock Equities			
0-0-4450.001	DVD - UBS - RNC GENTER	\$ 3,744.03	\$ 61,136.84
0-0-4450.002	DVD - UBS - CHILTON	9,256.47	65,889.23
0-0-4450.003	DVD - UBS - STONEBRIDGE	6,613.75	85,629.45
Total Income/Dividends Stock Equities		<u>19,614.25</u>	<u>212,655.52</u>
0-0-4460.001	G/L - UBS - RNC GENTER	(82,154.62)	112,324.14
0-0-4460.002	G/L - UBS - CHILTON	(151,547.97)	594.46
0-0-4460.003	G/L - UBS - STONEBRIDGE	(44,126.21)	27,986.80
Total Income/Gain (Loss) Stock Equities		<u>(277,828.80)</u>	<u>140,905.40</u>
Total Income Stock Equities		<u>(258,214.55)</u>	<u>353,560.92</u>
Income Mutual Funds			
0-0-4550.001	DVD - LAZARD EMERGING MKTS	-	12,295.91
0-0-4550.006	DVD - BLACKROCK STRATEGIC INC	7,036.49	67,463.69
0-0-4550.007	DVD - PIONEER STRATEGIC INC	7,859.56	77,235.82
0-0-4550.009	DVD - SPDR BARCLAYS	6,177.53	117,941.27
0-0-4550.013	DVD - ISHARES CORE EMERG MKTS	-	21,900.54
Total Income/Dividends Mutual Funds		<u>21,073.58</u>	<u>296,837.23</u>
Income Equity Securities			
Income Stock Equities			
0-0-4560.001	G/L - LAZARD EMERGING MKTS	70,413.98	430,909.78
0-0-4560.002	G/L - FMI COMMON STOCK	(75,465.83)	183,228.99
0-0-4560.003	G/L - INVESCO INTL GROWTH	(90,956.44)	(8,573.13)
0-0-4560.004	G/L - MFS INTL VALUE	(68,153.99)	169,393.88
0-0-4560.005	G/L - LOOMIS SAYLES GROWTH	(51,104.26)	164,351.40
0-0-4560.006	G/L - BLACKROCK STRATEGIC INC	(7.18)	6,292.39
0-0-4560.007	G/L - PIONEER STRATEGIC INC	(4,655.70)	127,891.68
0-0-4560.008	G/L - WELLS FARGO ABS RETURN	-	140,916.20
0-0-4560.009	G/L - SPDR BARCLAYS	(11,790.43)	82,967.87
0-0-4560.010	G/L - INVESCO S&P 500	(73,680.69)	190,794.76
0-0-4560.011	G/L - JP MORGAN FDS UNDIS MGRS BEHAV	(43,487.63)	218,015.45
0-0-4560.012	G/L - UNDISCOVERED MG BH VL SL	(6,424.22)	29,528.88
0-0-4560.013	G/L - ISHARES CORE EMERG MKTS	41,925.24	334,767.69
Total Income/Gain (Loss) Mutual Funds		<u>(313,387.15)</u>	<u>2,070,485.84</u>
Total Income Mutual Funds		<u>(292,313.57)</u>	<u>2,367,323.07</u>
Total Income Equity Securities		<u>(550,528.12)</u>	<u>2,720,883.99</u>
Total Income Cash and Investments		<u>(772,230.62)</u>	<u>3,737,707.05</u>

(This statement is continued on the following page.)

Lisle-Woodridge Firefighter's Pension Fund
Revenue Report
For the Ten Months Ended October 31, 2016

		<u>Current Month</u>	<u>Year to Date</u>
Other Income			
0-0-4900.001	OTHER INCOME	\$ 50.00	\$ 100.00
TOTAL REVENUES		<u>\$ (702,806.32)</u>	<u>\$ 8,450,433.34</u>

**Lisle-Woodridge Firefighter's Pension Fund
Revenues
For Ten Months Ended October 31, 2016**



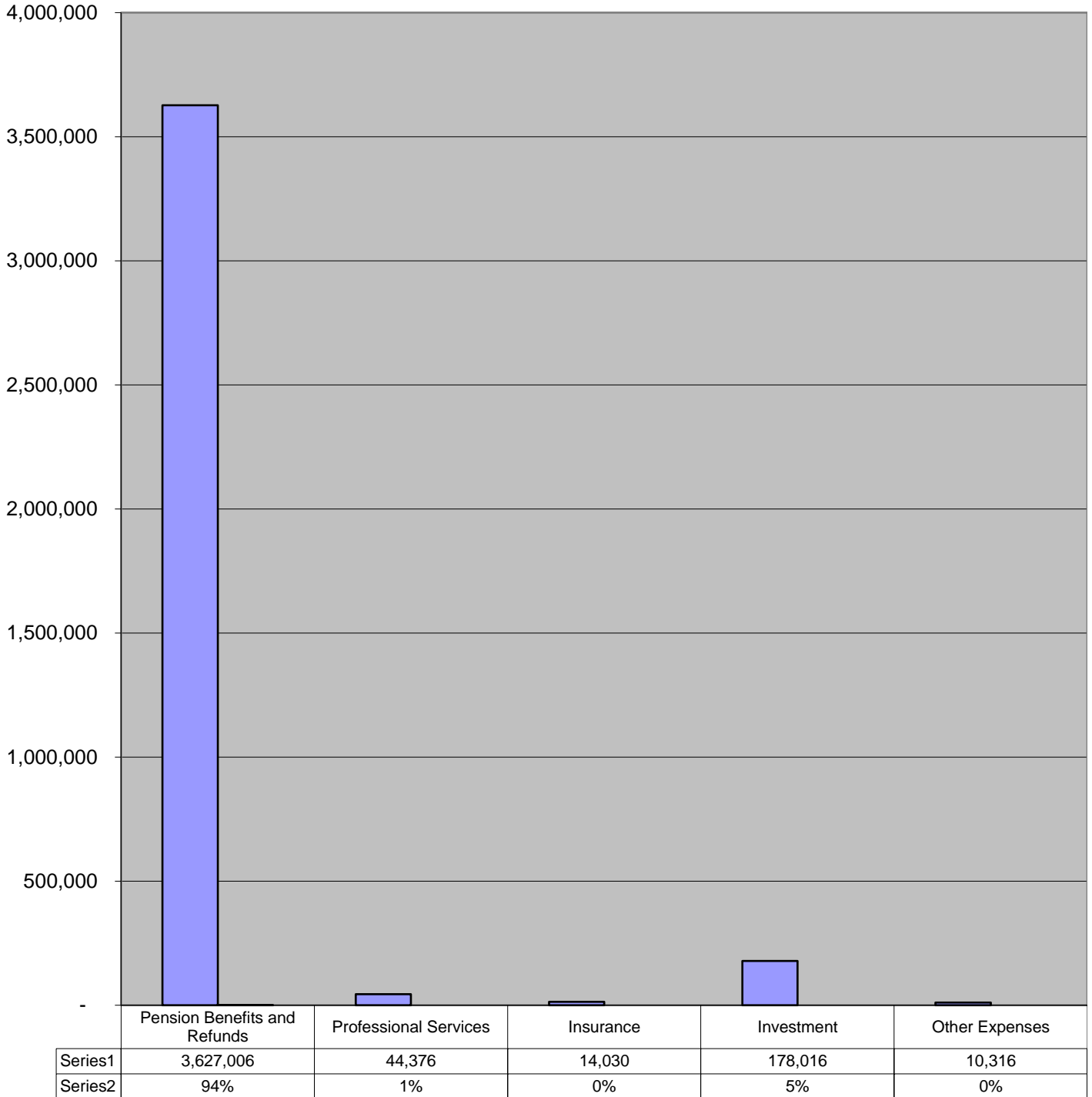
(See accountant's compilation report.)

Lisle-Woodridge Firefighter's Pension Fund
Expense Report
For the Ten Months Ended October 31, 2016

		Current Month	Year to Date	FY16 Annual Budget
Expenses				
Administrative				
Pension Benefits and Refunds				
0-0-5020.000	SERVICE PENSIONS	\$ 347,325.72	\$ 3,206,091.71	\$ 4,601,362.00
0-0-5030.000	NON-DUTY DISABILITY PENSIONS	6,802.50	68,025.00	-
0-0-5040.000	DUTY DISABILITY PENSIONS	23,611.65	247,739.24	-
0-0-5050.000	OCCUPATIONAL DISEASE PENSIONS	8,358.67	83,586.70	-
0-0-5060.000	SURVIVING SPOUSE PENSIONS	2,156.35	21,563.50	-
0-0-5100.000	REFUND OF CONTRIBUTIONS	-	-	15,000.00
	Total Pension Benefit and Refunds	388,254.89	3,627,006.15	4,616,362.00
Insurance				
0-0-5150.001	FIDUCIARY INSURANCE	-	14,030.00	20,000.00
	Total Insurance	-	14,030.00	20,000.00
Professional Services				
0-0-5170.001	ACTUARIAL SERVICES	4,300.00	4,300.00	30,379.00
0-0-5170.002	AUDITING SERVICES	879.00	3,879.00	-
0-0-5170.003	ACCOUNTING & BOOKKEEPING SERV	-	16,015.00	-
0-0-5170.004	MEDICAL SERVICES	-	9,975.00	-
0-0-5170.005	LEGAL SERVICES	(400.00)	9,035.10	25,000.00
0-0-5170.006	PUBLIC STENOGRAPHER/CT REPORT	103.85	1,171.81	-
	Total Professional Services	4,882.85	44,375.91	55,379.00
Investment				
0-0-5190.001	INVESTMENT MGR/ADVISOR FEES	48,193.68	177,604.84	220,500.00
0-0-5190.004	SAFE DEPOSIT AND BANK FEES	38.00	411.00	-
	Total Investment	48,231.68	178,015.84	220,500.00
Other Expenses				
0-0-5290.025	CONFERENCE/SEMINAR FEES	-	725.00	6,200.00
0-0-5290.026	ASSOCIATION DUES	-	795.00	1,000.00
0-0-5290.028	POSTAGE EXPENSE	-	-	200.00
0-0-5290.030	SUPPLIES EXPENSE	-	795.52	11,000.00
0-0-5290.034	IDOI FILING EXPENSE	-	8,000.00	10,000.00
0-0-5290.035	OTHER EXPENSE	-	-	10,500.00
	Total Other Expenses	-	10,315.52	38,900.00
	Total Administrative	53,114.53	3,873,743.42	4,951,141.00
TOTAL EXPENSES		\$ 441,369.42	\$ 3,873,743.42	\$ 4,951,141.00

(See accountant's compilation report.)

**Lisle-Woodridge Firefighter's Pension Fund
Expenses
For Ten Months Ended October 31, 2016**



(See accountant's compilation report.)

Lisle-Woodridge Firefighter's Pension Fund
Summary of Property Tax Receipts through October 31, 2016
DuPage County and Will County

	<u>Total Property Taxes</u>
Fiscal Year Ending December 31, 2016	
Per Property Tax Remittances:	
Total DuPage County Collections	\$ 4,009,054.63
Total Will County Collections	<u>-</u>
Total Collections	<u><u>\$ 4,009,054.63</u></u>

(See accountant's compilation report.)

Lisle-Woodridge Firefighter's Pension Fund
Summary of Property Tax Receipts through October 31, 2016
DuPage County

Fiscal Year Ending December 31, 2016		2015 Taxes	2014 Taxes
	5/31/2016	\$ 544,110.29	
	6/14/2016	1,511,880.19	
	6/16/2016		\$ 8.49
	6/30/2016	55,013.93	
	7/13/2016		653.68
	8/3/2016	53,188.08	
	8/31/2016	662,984.27	
	9/14/2016	1,062,703.08	
	9/30/2016	109,022.09	
	10/11/2016		9,490.53
		\$ 3,998,901.93	\$ 10,152.70
SUMMARY		2015 Taxes	2014 Taxes
TOTAL COLLECTED		\$ 3,998,901.93	\$ 10,152.70
TAX LEVIED		\$ 4,097,019.02	*
TAX EXTENDED		\$ 4,090,999.18	*
% COLLECTED		97.75%	*
EXTENDED LESS COLLECTED		\$ 92,097.25	*

** Information is not available.*

Lisle-Woodridge Firefighter's Pension Fund
Summary of Property Tax Receipts through October 31, 2016
Will County

	2015 Taxes	2014 Taxes
Fiscal Year Ending December 31, 2016	\$ -	\$ 431.97
	\$ -	\$ 431.97
SUMMARY	2015 Taxes	2014 Taxes
TOTAL COLLECTED	\$ -	\$ 431.97
TAX LEVIED	\$ 3,129.98	*
TAX EXTENDED	\$ 3,129.98	*
% COLLECTED	0.00%	*
EXTENDED LESS COLLECTED	\$ 3,129.98	*

** Information is not available.*

**Lisle-Woodridge Firefighter's Pension Fund Cash Projections FY2016
MB Financial Bank**

Starting Date

1/1/2016

	Beginning	Jan-16	Feb-16	Mar-16	Apr-16	May-16	Jun-16	Jul-16	Aug-16	Sep-16	Oct-16	Nov-16	Dec-16	Total
Cash on Hand (beginning of month)	96,242	96,242	95,894	84,002	147,349	97,306	74,075	64,202	41,297	13,921	25,648	17,689	8,535	
CASH RECEIVED														
Distribution Funding		285,000	285,000	285,000	285,000	285,000	285,000	295,000	295,000	295,000	320,000	320,000	320,000	3,555,000
Member Contributions		63,252	63,210	113,116	52,785	68,465	66,254	62,770	61,909	91,930	59,884	68,000	68,000	839,575
Other Misc		135	-	24,185	-	-	-	-	50	-	450	-	-	24,820
TOTAL CASH RECEIVED		348,387	348,210	422,301	337,785	353,465	351,254	357,770	356,959	386,930	380,334	388,000	388,000	4,419,395
Total Cash Available	96,242	444,629	444,104	506,303	485,134	450,771	425,329	421,972	398,256	400,851	405,982	405,689	396,535	
CASH PAID OUT														
Pension Payments		348,652	351,644	356,010	356,010	358,596	361,020	361,140	375,607	370,075	388,255	390,154	390,960	4,408,122
Pension Refunds		-	-	-	-	-	-	-	-	-	-	-	-	-
Other Expenses		83	8,458	2,944	31,818	18,100	107	19,535	8,728	5,128	38	7,000	7,000	108,939
Wire Transfers Out (In)		-	-	-	-	-	-	-	-	-	-	-	-	-
TOTAL CASH PAID OUT		348,735	360,102	358,954	387,828	376,696	361,127	380,675	384,335	375,203	388,293	397,154	397,960	4,517,062
Cash on Hand (end of month)	96,242	95,894	84,002	147,349	97,306	74,075	64,202	41,297	13,921	25,648	17,689	8,535	-1,425	

** Amount estimated**

(See accountant's compilation report.)