

LISLE-WOODRIDGE FIREFIGHTER'S PENSION FUND

ACCOUNTANT'S COMPILATION REPORT

For the Three Months Ended
March 31, 2016





630.566.8400 // www.sikich.com

1415 W. Diehl Road, Suite 400
Naperville, Illinois 60563

Certified Public Accountants & Advisors
Members of American Institute of Certified Public Accountants

ACCOUNTANT'S COMPILATION REPORT

The Honorable President
Members of the Board of Trustees
Lisle-Woodridge Firefighter's Pension Fund
Lisle, Illinois 60532

Management is responsible for the accompanying statement of fiduciary net position of the Lisle-Woodridge Firefighter's Pension Fund, a pension trust fund of the Lisle-Woodridge Fire Protection District of Lisle, Illinois, as of March 31, 2016 and the related statement of changes in fiduciary net position for the three months ended March 31, 2016. We have performed a compilation engagement in accordance with Statements on Standards for Accounting and Review Services promulgated by the Accounting and Review Services Committee of the AICPA. We did not audit or review the financial statements nor were we required to perform any procedures to verify the accuracy or completeness of the information provided by management. Accordingly, we do not express an opinion, a conclusion, nor provide any form of assurance on these financial statements.

The supplementary information is presented for purposes of additional analysis and is not a required part of the general purpose financial statements. The supplementary information has been compiled from information that is the representation of management. We have not audited or reviewed the supplementary information and, accordingly, do not express an opinion or provide any assurance on such supplementary information.

Management has elected to omit substantially all of the disclosures required by accounting principles generally accepted in the United States of America. If the omitted disclosures were included in the financial statements, they might influence the user's conclusions about the Firefighter's Pension Fund's assets, liabilities, net position, additions and deductions. Accordingly, these financial statements are not designed for those who are not informed about such matters.

A handwritten signature in cursive script that reads 'Sikich LLP'.

Naperville, Illinois
April 7, 2016

GENERAL PURPOSE FINANCIAL STATEMENTS

Lisle-Woodridge Firefighter's Pension Fund

Statement of Fiduciary Net Position

March 31, 2016

ASSETS

Cash and Investments

Demand Deposits	\$ 914,877.40
Corporate Bonds	8,074,771.82
US Treasury Notes	4,262,957.19
US Treasury Bonds	1,248,855.72
FNMA Pool	1,337,492.84
FHLMC Pool	1,700,402.79
FHLMC Bonds	39,898.12
FNMA Notes	610,326.38
Unrealized Gains (Losses)	472,779.39
Stock Equities	5,536,289.74
Mutual Funds	31,052,774.66

Other Assets

Accrued Interest Receivable	<u>119,485.10</u>
-----------------------------	-------------------

Total Assets 55,370,911.15

LIABILITIES

Due to District	<u>33,632.44</u>
-----------------	------------------

NET POSITION HELD FOR PENSION BENEFITS

\$ 55,337,278.71

(See accountant's compilation report.)

Lisle- Woodridge Firefighter's Pension Fund
Statement of Changes in Fiduciary Net Position
For the Three Months Ended March 31, 2016

ADDITIONS

Contributions

Employer Contributions	\$ -	
Employee Contributions	230,130.78	

Total Contributions		230,130.78
---------------------	--	------------

Investment Income

Net Appreciations (Depreciation)

in Fair Value of Investments

Fixed Income Securities		445,559.13
Stock Equity		91,230.01
Mutual Funds		729,186.45

Interest

Demand Deposits		278.48
Fixed Income Securities		142,296.01
Stock Equity		64,291.11
Mutual Funds		124,603.48

Total Investment Income		1,597,444.67
-------------------------	--	--------------

Less Investment Expense		(44,478.12)
-------------------------	--	-------------

Net Investment Income (Loss)		1,552,966.55
------------------------------	--	--------------

Total Additions		1,783,097.33
-----------------	--	--------------

DEDUCTIONS

Pension Benefits and Refunds

Pension Benefits		1,056,305.47
------------------	--	--------------

Administrative Expenses

Professional Services		4,986.16
Other Expenses		795.00

Total Deductions		1,062,086.63
------------------	--	--------------

Net Increase (Decrease)		721,010.70
-------------------------	--	------------

Net Position Held in Trust for Pension Benefits

January 1		54,616,268.01
-----------	--	---------------

End of Period		\$ 55,337,278.71
----------------------	--	-------------------------

(See accountant's compilation report.)

SUPPLEMENTARY INFORMATION

Lisle-Woodridge Firefighter's Pension Fund

Balance Sheet
March 31, 2016

Demand Deposits

0-0-1100.001	PETTY CASH	\$	100.00
0-0-1102.001	CK - MB FINANCIAL #4710000418		146,412.23
0-0-1105.001	UBS-EM22472 CASH		306,190.54
0-0-1105.002	UBS-EM22475 LAZARD		0.89
0-0-1105.003	UBS-EM22478 FMI		0.05
0-0-1105.004	UBS-EM22480 INVESCO		62.88
0-0-1105.005	UBS-EM22487 PACIFIC INCOME		31,969.92
0-0-1105.006	UBS-EM22500 RNC GENTER		44,309.92
0-0-1105.007	UBS-EM22958 MFS		0.90
0-0-1105.008	UBS-EM24449 BRADFORD		294,070.00
0-0-1105.009	UBS-EM24453 HILTON		8,688.83
0-0-1105.010	UBS-EM24456 STONEBRIDGE		67,408.87
0-0-1105.011	UBS-EM24457 LOOMIS SAYLES		1.44
0-0-1105.012	UBS-EM24458 BLACKROCK		0.11
0-0-1105.013	UBS-EM24460 PIONEER INCOME		0.56
0-0-1105.014	UBS-EM24465 WELLS FARGO		2,187.77
0-0-1105.015	UBS-EM24466 BARCLAYS		10,350.38
0-0-1105.016	UBS-EM24468 INVESCO SP 500		0.34
0-0-1105.017	UBS-EM24469 JPMORGAN		775.32
0-0-1105.018	UBS-EM24478 ISHARES		2,346.45
	Total Demand Deposits		<u>914,877.40</u>

Corporate Bonds

0-0-1151.002	REGIONS FINL CORP #AJ9		50,017.76
0-0-1151.003	FIFTH THIRD BANCORP #AD2		74,247.39
0-0-1151.004	STANLEY BLACK & DECKER #AB7		50,019.10
0-0-1151.005	ARES CAPITAL CORP #AN3		41,859.43
0-0-1151.006	SYNCHRONY FINL #AJ2		39,989.60
0-0-1151.007	PROSPECT CAPITAL #AN2		41,554.20
0-0-1151.008	RAYMOND JAMES #AB5		60,235.16
0-0-1151.011	ABBVIE INC #AT6		29,877.00
0-0-1151.012	AT&T INC #CL4		98,060.00
0-0-1151.014	PNC FUNDING CORP #BL6		92,777.70
0-0-1151.016	PRIVATE EXPT FDG #DV1		110,708.07
0-0-1151.017	FIDELITY NATL #AP1		44,941.05
0-0-1151.018	DOMINION GAS #AK1		69,764.10
0-0-1151.019	MEAD JOHNSON NUTRITION #AJ5		45,067.99
0-0-1151.021	STIFEL FINANCIAL #AE2		44,826.30
0-0-1151.022	FIRST HORIZON NATL #AB1		64,842.70
0-0-1151.024	AIR LEASE CORP #AM6		56,317.03
0-0-1151.025	VENTAS REALTY LP #AW5		76,573.94
0-0-1151.026	EL PASO PIPELINE #AE9		105,140.18
0-0-1151.029	AMERICAN TOWER #AA8		53,575.77
0-0-1151.030	TD AMERITRADE #AE8		51,058.85
0-0-1151.031	ABBVIE INC #AP4		45,037.60
0-0-1151.032	DISCOVER FINL #AJ7		46,245.38
0-0-1151.033	REGENCY ENERGY PARTNERS #AG3		62,309.94
0-0-1151.035	DELPHI CORP #AJ4		46,159.42
0-0-1151.036	INTERPUB GROUP #BL3		104,914.24

(This statement is continued on the following pages.)

Lisle-Woodridge Firefighter's Pension Fund

Balance Sheet (Continued)

March 31, 2016

Corporate Bonds (Continued)

0-0-1151.037	ESSEX PORTFOLIO LP #AN7	\$	52,456.62
0-0-1151.038	NATIONAL RETAIL PROP #AG1		51,953.53
0-0-1151.040	BANK OF AMER CORP #FH7		51,031.99
0-0-1151.041	TRINITY INDUSTRIES #AH2		48,591.50
0-0-1151.042	TRI-STATE GENERATION #AG3		71,166.52
0-0-1151.044	SVB FINANCIAL GROUP #AD3		49,949.00
0-0-1151.045	LAZARD GROUP #AG0		46,531.00
0-0-1151.046	CAPITAL ONE FINANCIAL #BJ3		69,925.80
0-0-1151.047	MORGAN STANLEY #7X1		64,900.81
0-0-1151.050	HAWAIIAN AIRLINES #AA5		92,262.74
0-0-1151.052	CBRE SERVICES INC #AD2		49,620.00
0-0-1151.053	CITIGROUP INC #JC6		71,133.01
0-0-1151.054	KILROY REALTY #AK8		52,170.91
0-0-1151.055	VERIZON COMM #CQ5		101,703.93
0-0-1151.057	TIME WARNER CABLE #AJ7		61,484.91
0-0-1151.058	BAKER HUGHES INC #AZ0		50,529.13
0-0-1151.059	BURLINGTON NTHN SANTA #AW1		51,406.60
0-0-1151.060	PRUDENTIAL FINANCIAL #AV4		30,044.62
0-0-1151.061	GOLDMAN SACHS #AF3		59,610.00
0-0-1151.062	MICROSOFT CORP #BL7		74,841.27
0-0-1151.063	J P MORGAN CHASE #HA1		44,943.73
0-0-1151.065	METLIFE INC #BP2		95,260.88
0-0-1151.066	WELLS FARGO & CO #RN3		94,720.32
0-0-1151.067	US BANCORP #AY2		50,074.92
0-0-1151.068	US AIRWAYS #AA1		94,931.60
0-0-1151.069	UNITED AIR #AA6		74,053.18
0-0-1151.070	SPIRIT AIRLS INC #AA6		86,200.00
0-0-1151.072	WYETH #AM2		82,672.00
0-0-1151.073	CVS CAREMARK CORP #BH2		24,605.67
0-0-1151.074	BUNGE LTD FIN #AV2		79,678.40
0-0-1151.075	WELLS FARGO & CO #FG0		80,116.44
0-0-1151.076	BAFC NTS #DX4		82,023.48
0-0-1151.077	GLAXOSMITHKLINE CAP #AD9		84,162.34
0-0-1151.078	RIO TINTO FIN USA #AC0		85,300.33
0-0-1151.079	DU PONT DE NEMOURS #BW8		85,270.28
0-0-1151.081	RPM INTL INC #AR4		83,772.74
0-0-1151.082	BOEING CAPITAL #AL8		83,338.31
0-0-1151.083	LABORATORY CORP #AR3 -PI		79,910.40
0-0-1151.084	CF INDS INC #AB9		73,790.02
0-0-1151.085	EXELON CORP NTS #AH4		74,985.75
0-0-1151.086	BB&T CORP MED #AU7		74,958.00
0-0-1151.087	CARLISLE COS INC #AE0		81,483.66
0-0-1151.088	PROLOGIS LP #AY7		94,984.80
0-0-1151.089	TEXTRON INC #BT7		69,885.20
0-0-1151.091	GOLDMAN SACHS GROUP #GQ1		78,320.00
0-0-1151.092	OWENS & MINOR #AD4		79,631.20
0-0-1151.093	CITIGROUP INC #FT3		75,703.95
0-0-1151.094	J P MORGAN CHASE #JD3		103,559.51
0-0-1151.095	MICROSOFT CORP #BA1		79,861.60
0-0-1151.097	AMERICAN TOWER #AA8 -PI		80,529.93

(This statement is continued on the following pages.)

Lisle-Woodridge Firefighter's Pension Fund

Balance Sheet (Continued)

March 31, 2016

Corporate Bonds (Continued)

0-0-1151.098	ACTAVIS FUNDING #AR2	\$	79,886.40
0-0-1151.099	EASTMAN CHEMICAL #AN0		79,580.80
0-0-1151.100	AGILENT TECHNOLOGIES #AH4		77,403.20
0-0-1151.101	NBCUNIVERSAL MEDIA #AH3		75,871.20
0-0-1151.102	GATX CORP #AQ6		66,802.78
0-0-1151.103	CONTINENTAL RESOURCES #AL5		84,173.88
0-0-1151.104	FIDELITY NATL #AK2		67,798.50
0-0-1151.105	STARBUCKS CORP #AD1		74,682.75
0-0-1151.106	MOSAIC CO #AC7		75,212.99
0-0-1151.107	STATOIL ASA #AK8		54,891.10
0-0-1151.108	FMC CORP NTS #AS4		74,880.00
0-0-1151.109	HOME DEPOT #BC5		74,610.75
0-0-1151.110	SIGNET UK FIN #AA1		74,699.25
0-0-1151.111	MONSANTO CO #AU5		72,874.50
0-0-1151.112	TYCO ELECTRONICS #AR8		74,710.50
0-0-1151.113	CADENCE DESIGN SYS #AL2		64,749.10
0-0-1151.114	METHANEX CORP #AK4		79,597.60
0-0-1151.115	ZIMMER HOLDINGS #AF9		79,812.00
0-0-1151.116	FISERV INC #AP3		74,949.75
0-0-1151.117	CVS CAREMARK CORP #CL2		69,295.80
0-0-1151.118	COCA COLA BOT #AK8 -PI		69,982.50
0-0-1151.119	WORTHINGTON INDUSTRIES #AE2		64,862.85
0-0-1151.120	AMER AIRLN 15-2 #AB2		80,000.00
0-0-1151.121	VERIZON GLOBAL #AM8		85,903.08
0-0-1151.122	PARKER HANNIFIN #AM7		79,914.40
0-0-1151.123	ANADARKO PETROLEUM #AY3		74,431.73
0-0-1151.124	DUKE ENERGY CAROLINAS #AE4		89,630.30
0-0-1151.125	STANLEY BLACK & DECKER #AA9		78,857.60
0-0-1151.126	GRAINGER W W INC #AB0		74,939.25
0-0-1151.127	BLACK HILLS #AK5		49,938.50
0-0-1151.128	ANHEUSER BUSCH #AN6		85,856.45
0-0-1151.129	HOME DEPOT #BL5		54,804.20
0-0-1151.131	APPLE INC #BX7		44,740.35
0-0-1151.132	ELECTRONIC ARTS #AC3		39,940.00
0-0-1151.133	PHILLIPS 66 #AB4		46,984.55
0-0-1151.134	HUBBEL INC #AG7		59,546.40
0-0-1151.135	EXXON MOBIL #AT9		50,000.00
0-0-1151.136	SUNTRUST #BK8		34,924.05
0-0-1151.137	OREILLY AUTO #AE7		39,932.80
0-0-1151.140	BERKSHIRE HATHAWAY #BS6		40,004.88
0-0-1151.141	TOTAL SYS SERVICES #AD1		54,876.80
0-0-1151.142	HOLLYFRONTIER #AA6		39,506.45
0-0-1151.143	E TRADE #BL7		47,756.25
0-0-1151.144	AVNET #AS2		44,793.15
			<hr/>
	Total Corporate Bonds		8,074,771.82
			<hr/>

US Treasury Notes

0-0-1252.005	US TREASURY NOTE #UJ7		40,008.01
0-0-1252.006	US TREASURY NOTE #SD3		285,015.37

(This statement is continued on the following pages.)

Lisle-Woodridge Firefighter's Pension Fund

Balance Sheet (Continued)

March 31, 2016

US Treasury Notes (Continued)

0-0-1252.007	US TREASURY NOTE #UN8	\$ 690,991.32
0-0-1252.014	US TREASURY NOTE #UR9	1,948,098.85
0-0-1252.016	US TREASURY NOTE #P53	626,200.00
0-0-1252.017	US TREASURY NOTE #P87	338,947.17
0-0-1252.018	US TREASURY NOTE #P79	18,852.30
0-0-1252.019	US TREASURY NOTE #NT3	89,562.39
0-0-1252.020	US TREASURY NOTE #P46 - PI	225,281.78

Total US Treasury Notes 4,262,957.19

US Treasury Bonds

0-0-1255.001	US TREASURY BOND #PW2	583,945.24
0-0-1255.002	US TREASURY BOND #RN0	392,677.23
0-0-1255.003	US TREASURY BOND #QD3	207,417.07
0-0-1255.004	US TREASURY BOND #QS0	36,120.33
0-0-1255.005	US TREASURY BOND #RP5	28,695.85

Total US Treasury Bonds 1,248,855.72

FNMA Pool

0-0-1262.001	FNMA PL MA2310 #R81	231,768.71
0-0-1262.002	FNMA PL 753098 #UX5	22,623.51
0-0-1262.003	FNMA PL 725946 #P79	66,439.39
0-0-1262.004	FNMA PL 799519 #G45	3,689.28
0-0-1262.005	FNMA PL 799695 #NL9	18,286.41
0-0-1262.006	FNMA PL 797665 #FE9	12,786.09
0-0-1262.007	FNMA PL 844386 #CX5	970.72
0-0-1262.008	FNMA PL 865200 #GH6	1,547.79
0-0-1262.009	FNMA PL 831541 #ZE9	10,726.20
0-0-1262.010	FNMA PL 891601 #RW2	4,422.22
0-0-1262.011	FNMA PL 892239 #HQ4	5,923.98
0-0-1262.012	FNMA PL 893427 #SQ7	3,582.95
0-0-1262.013	FNMA PL 896535 #BC8	5,456.29
0-0-1262.014	FNMA PL 900883 #2Q8	20,179.97
0-0-1262.015	FNMA PL 937289 #XS0	9,841.09
0-0-1262.016	FNMA PL 940525 #LE9	1,043.71
0-0-1262.017	FNMA PL 949244 #BM8	4,628.58
0-0-1262.018	FNMA PL 966555 #H83	2,237.07
0-0-1262.019	FNMA PL 968585 #RE2	4,132.36
0-0-1262.020	FNMA PL 929301 #NS3	22,730.90
0-0-1262.021	FNMA PL 983077 #CN5	12,762.26
0-0-1262.022	FNMA PL 889409 #DN1	1,203.34
0-0-1262.023	FNMA PL 930871 #FL0	42,737.43
0-0-1262.024	FNMA PL AB9754 #ZU3	154,040.02
0-0-1262.025	FNMA PL AB9763 #Z58	80,725.24
0-0-1262.026	FNMA PL AB9774 #2G0	167,996.44
0-0-1262.027	FNMA PL AS2764 #CA9	292,439.99
0-0-1262.028	FNMA PL AY3728 #EA4	132,570.90

Total FNMA Pool 1,337,492.84

(This statement is continued on the following pages.)

Lisle-Woodridge Firefighter's Pension Fund

Balance Sheet (Continued)

March 31, 2016

FHLMC Pool

0-0-1263.001	FHLMC PL C91820 #AV3	\$ 87,040.50
0-0-1263.002	FHLMC PL C91816 #AR2	169,731.66
0-0-1263.003	FHLMC PL A13570 #6F1	30,368.09
0-0-1263.004	FHLMC PL A23557 #5S9	188,313.65
0-0-1263.005	FHLMC PL G08008 #AJ9	1,434.44
0-0-1263.006	FHLMC PL A38978 #6P0	6,938.81
0-0-1263.007	FHLMC PL G08087 #CZ1	20,714.10
0-0-1263.008	FHLMC PL A51101 #GJ8	2,992.29
0-0-1263.009	FHLMC PL A54908 #NZ5	44,768.76
0-0-1263.010	FHLMC PL A54224 #VR6	864.20
0-0-1263.011	FHLMC PL A53752 #EZ7	101,763.09
0-0-1263.012	FHLMC PL A62706 #AF7	9,902.38
0-0-1263.013	FHLMC PL A64158 #TP2	4,383.24
0-0-1263.014	FHLMC PL A67491 #KC2	4,624.63
0-0-1263.015	FHLMC PL A69472 #QZ6	11,157.57
0-0-1263.016	FHLMC PL A75230 #Y33	12,292.47
0-0-1263.017	FHLMC PL G04176 #6M7	10,236.24
0-0-1263.018	FHLMC PL A77977 #2J6	5,553.87
0-0-1263.019	FHLMC PL G04816 #VH8	29,854.39
0-0-1263.020	FHLMC PL G05507 #NY8	20,528.67
0-0-1263.021	FHLMC PL G05518 #PB6	21,931.21
0-0-1263.022	FHLMC PL C09032 #A91	77,768.93
0-0-1263.023	FHLMC PL G08542 #S84	165,075.69
0-0-1263.024	FHLMC PL Q30081 #CT8	159,199.57
0-0-1263.025	FHLMC PL G08601 #U32	223,633.04
0-0-1263.026	FHLMC PL G08632 #V23	150,488.75
0-0-1263.027	FHLMC PL G08670 #W89	138,842.55

Total FHLMC Pool 1,700,402.79

FHLMC Bonds

0-0-1285.001	FHLMC BOND #DP1	<u>39,898.12</u>
--------------	-----------------	------------------

Total FHLMC Bonds 39,898.12

FNMA Notes

0-0-1287.002	FNMA NOTE #RC5	171,194.26
0-0-1287.004	FNMA NOTE #E33	240,790.92
0-0-1287.005	FNMA NOTE #G72	<u>198,341.20</u>

Total FNMA Notes 610,326.38

Unrealized Gains (Losses)

0-0-1300.001	UNREALIZED GAINS (LOSSES)	<u>472,779.39</u>
--------------	---------------------------	-------------------

Total Unrealized Gains (Losses) 472,779.39

(This statement is continued on the following page.)

Lisle-Woodridge Firefighter's Pension Fund

Balance Sheet (Continued)

March 31, 2016

Stock Equities

0-0-1450.001	UBS - RNC GENTER	\$ 2,307,184.37
0-0-1450.002	UBS - CHILTON	1,564,251.50
0-0-1450.003	UBS - STONEBRIDGE	<u>1,664,853.87</u>
	Total Stock Equities	<u>5,536,289.74</u>

Mutual Funds

0-0-1550.001	LAZARD EMERGING MKTS	1,930,784.57
0-0-1550.002	FMI COMMON STOCK	2,375,336.10
0-0-1550.003	INVESCO INTL GROWTH	3,025,499.83
0-0-1550.004	MFS INTL VALUE	3,066,746.84
0-0-1550.005	LOOMIS SAYLES GROWTH	2,313,202.90
0-0-1550.006	BLACKROCK STRATEGIC INC	2,866,955.44
0-0-1550.007	PIONEER STRATEGIC INC	2,423,103.09
0-0-1550.008	WELLS FARGO ABS RETURN	3,578,008.47
0-0-1550.009	SPDR BARCLAYS	1,499,472.00
0-0-1550.010	INVESCO S&P 500	2,669,313.99
0-0-1550.011	JP MORGAN FDS UNDIS MGRS BEHAV	2,515,513.34
0-0-1550.012	UNDISCOVERED MG BH VL SL	323,352.53
0-0-1550.013	ISHARES CORE EMERG MKTS	<u>2,465,485.56</u>
	Total Mutual Funds	<u>31,052,774.66</u>

Other Assets

0-0-1900.000	ACCRUED INTEREST RECEIVABLE	<u>119,485.10</u>
	Total Other Assets	<u>119,485.10</u>

TOTAL ASSETS

\$ 55,370,911.15

LIABILITIES

0-0-2120.000	DUE TO DISTRICT	<u>33,632.44</u>
	Total Liabilities	<u>\$ 33,632.44</u>

Fund Balance

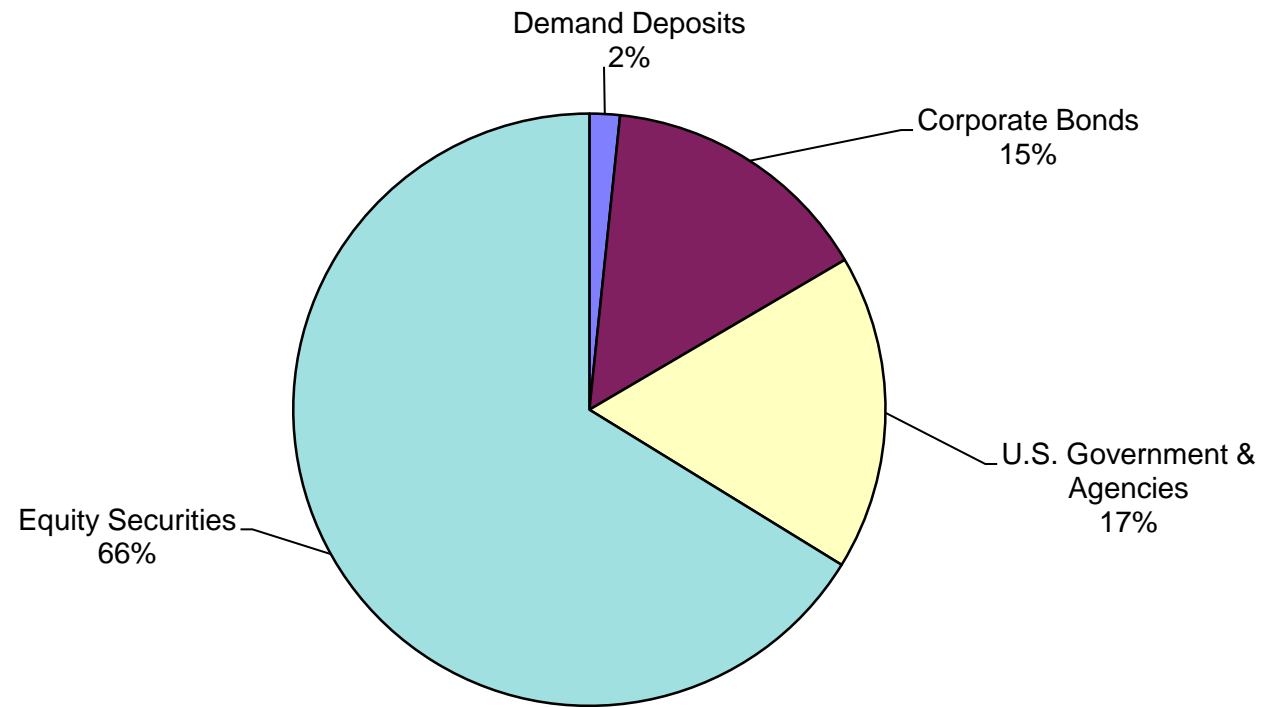
0-0-3000.001	FUND BALANCE	<u>55,337,278.71</u>
--------------	--------------	----------------------

TOTAL LIABILITIES AND FUND BALANCE

\$ 55,370,911.15

(See accountant's compilation report.)

**Lisle-Woodridge Firefighter's Pension Fund
Cash and Investments
March 31, 2016**



(See accountant's compilation report.)

Lisle-Woodridge Firefighters's Pension Fund
Revenue Report
For the Three Months Ended March 31, 2016

	Current Month	Year to Date
Revenues		
Employer and Member Contributions		
Employer Contributions		
0-0-4000.000	CURRENT TAX	\$ - \$ -
	Total Employer Contributions	- -
Employee Contributions		
0-0-4050.000	CONTRIBUTIONS CURRENT YEAR	103,668.96 230,130.78
	Total Employee Contributions	103,668.96 230,130.78
	Total Employer and Employee Contributions	103,668.96 230,130.78
Income Cash and Investments		
Interest Demand Deposits		
0-0-4105.001	UBS-EM22472 CASH	63.27 261.94
0-0-4105.005	UBS-EM22487 PACIFIC INCOME	1.25 4.59
0-0-4105.006	UBS-EM22500 RNC GENTER	0.85 1.75
0-0-4105.008	UBS-EM24449 BRADFORD	1.57 6.83
0-0-4105.009	UBS-EM24453 CHILTON	0.03 0.18
0-0-4105.010	UBS-EM24456 STONEBRIDGE	0.33 1.41
0-0-4105.015	UBS-EM24466 BARCLAYS	0.15 1.16
0-0-4105.018	UBS-EM24478 ISHARES	0.06 0.62
	Total Interest Demand Deposits	67.51 278.48
Income Fixed Income Securities		
Income Corporate Bonds		
0-0-4151.001	AETNA INC #AL2	- 138.33
0-0-4151.007	PROSPECT CAPITAL #AN2	- 1,000.00
0-0-4151.008	RAYMOND JAMES #AB5	- 2,150.00
0-0-4151.009	LABORATORY CORP #AR3	- 645.31
0-0-4151.010	LAM RESEARCH #AM0	928.51 928.51
0-0-4151.013	GENL MOTORS FINL #AY2	- 977.78
0-0-4151.014	PNC FUNDING CORP #BL6	- 1,859.38
0-0-4151.015	GILEAD SCIENCES #BB8	- 248.63
0-0-4151.016	PRIVATE EXPT FDG #DV1	1,276.50 1,276.50
0-0-4151.020	INTERCONTINENTALEXCHANGE #AC8	381.94 381.94
0-0-4151.021	STIFEL FINANCIAL #AE2	- 290.20
0-0-4151.023	AUTONATION INC #AL6	182.39 730.96
0-0-4151.026	EL PASO PIPELINE #AE9	- (355.56)
0-0-4151.027	APPLE INC #AY6	- 1,325.53
0-0-4151.028	WYNDHAM WORLDWIDE #AJ7	1,115.62 1,115.62
0-0-4151.029	AMERICAN TOWER #AA8	1,175.00 1,175.00
0-0-4151.034	KOHLS CORP #AT1	- 87.73
0-0-4151.035	DELPHI CORP #AJ4	933.75 933.75
0-0-4151.036	INTERPUB GROUP #BL3	- (289.33)
0-0-4151.039	AMERICAN CAMPUS #AB4	- 1,008.33
0-0-4151.040	BANK OF AMER CORP #FH7	- 1,390.67
0-0-4151.043	BECTON DICKINSON #BF5	- 166.99
0-0-4151.044	SVB FINANCIAL GROUP #AD3	- 875.00
0-0-4151.045	LAZARD GROUP #AG0	937.50 937.50
0-0-4151.048	COCA COLA BOT #AK8	879.28 879.28
0-0-4151.049	ANALOG DEVICES #AJ4	- 288.17
0-0-4151.050	HAWAIIAN AIRLINES #AA5	- 1,821.38
0-0-4151.051	HOST HOTELS & RESORTS #AW6	- 675.00

(This statement is continued on the following pages.)

Lisle-Woodridge Firefighters's Pension Fund
 Revenue Report
 For the Three Months Ended March 31, 2016

		<u>Current Month</u>	<u>Year to Date</u>
Income Fixed Income Securities (Continued)			
Income Corporate Bonds (Continued)			
0-0-4151.052	CBRE SERVICES INC #AD2	\$ 1,340.63	\$ 1,340.63
0-0-4151.054	KILROY REALTY #AK8	-	1,062.50
0-0-4151.056	MCDONALD'S CORP #EZ3	874.07	650.17
0-0-4151.058	BAKER HUGHES INC #AZ0	1,281.25	1,281.25
0-0-4151.060	PRUDENTIAL FINANCIAL #AV4	-	191.11
0-0-4151.063	J P MORGAN CHASE #HA1	-	(522.28)
0-0-4151.064	JPMORGAN CHASE & CO #KK5	-	347.44
0-0-4151.067	US BANCORP #AY2	-	370.14
0-0-4151.071	GENL ELEC CAP #U69	-	2,000.00
0-0-4151.075	WELLS FARGO & CO #FG0	-	600.00
0-0-4151.078	RIO TINTO FIN USA #AC0	-	2,600.00
0-0-4151.079	DU PONT DE NEMOURS #BW8	2,300.00	2,300.00
0-0-4151.080	ALLEGHENY TECHNOLOGY #AC6	-	674.48
0-0-4151.083	LABORATORY CORP #AR3 -PI	-	1,050.00
0-0-4151.088	PROLOGIS LP #AY7	-	1,591.25
0-0-4151.089	TEXTRON INC #BT7	1,277.50	1,277.50
0-0-4151.090	CARPENTER TECHNOLOGY #AJ2	724.39	2,934.39
0-0-4151.091	GOLDMAN SACHS GROUP #GQ1	-	2,100.00
0-0-4151.092	OWENS & MINOR #AD4	1,550.00	1,550.00
0-0-4151.093	CITIGROUP INC #FT3	-	1,687.50
0-0-4151.094	J P MORGAN CHASE #JD3	-	2,250.00
0-0-4151.095	MICROSOFT CORP #BA1	-	950.00
0-0-4151.096	FREEPORT-MCMORAN COPPER #AU9	-	1,545.73
0-0-4151.097	AMERICAN TOWER #AA8 -PI	1,880.00	1,880.00
0-0-4151.098	ACTAVIS FUNDING #AR2	1,380.00	1,380.00
0-0-4151.099	EASTMAN CHEMICAL #AN0	-	1,440.00
0-0-4151.101	NBCUNIVERSAL MEDIA #AH3	-	1,150.00
0-0-4151.102	GATX CORP #AQ6	1,267.50	1,267.50
0-0-4151.107	STATOIL ASA #AK8	-	728.75
0-0-4151.108	FMC CORP NTS #AS4	-	1,537.50
0-0-4151.109	HOME DEPOT #BC5	-	1,406.25
0-0-4151.111	MONSANTO CO #AU5	-	1,265.63
0-0-4151.112	TYCO ELECTRONICS #AR8	-	1,293.75
0-0-4151.117	CVS CAREMARK CORP #CL2	-	1,356.25
0-0-4151.120	AMER AIRLN 15-2 #AB2	1,424.00	1,424.00
0-0-4151.123	ANADARKO PETROLEUM #AY3	1,935.00	1,935.00
0-0-4151.125	STANLEY BLACK & DECKER #AA9	2,080.00	2,080.00
0-0-4151.128	ANHEUSER BUSCH #AN6	-	(27.22)
0-0-4151.130	GENERAL MOTORS #AK6	231.00	231.00
0-0-4151.133	PHILLIPS 66 #AB4	(24.03)	(64.08)
0-0-4151.135	EXXON MOBIL #AT9	20.29	20.29
0-0-4151.138	EOG RESOURCES #AG6	22.77	22.77
0-0-4151.139	EOG RESOURCES #AK7	40.84	40.84
0-0-4151.143	E TRADE #BL7	(866.72)	(866.72)
Total Income Corporate Bonds		26,548.98	71,995.92
Income US Treasury Notes			
0-0-4252.001	US TREASURY NOTE #M72	-	2,733.77
0-0-4252.002	US TREASURY NOTE #N22	-	879.10
0-0-4252.003	US TREASURY NOTE #M98	-	1,122.40
0-0-4252.004	US TREASURY NOTE #M56	616.28	528.56
0-0-4252.005	US TREASURY NOTE #UJ7	-	175.00
0-0-4252.006	US TREASURY NOTE #SD3	-	3,330.01
0-0-4252.007	US TREASURY NOTE #UN8	-	5,901.63

(This statement is continued on the following pages.)

Lisle-Woodridge Firefighters's Pension Fund
 Revenue Report
 For the Three Months Ended March 31, 2016

		<u>Current Month</u>	<u>Year to Date</u>
Income Fixed Income Securities (Continued)			
Income US Treasury Notes			
0-0-4252.008	US TREASURY NOTE #N30	\$ 183.89	\$ 163.46
0-0-4252.010	US TREASURY NOTE #N48	-	107.75
0-0-4252.011	US TREASURY NOTE #N63	827.99	598.97
0-0-4252.012	US TREASURY NOTE #P20	1,291.90	1,205.57
0-0-4252.013	US TREASURY NOTE #N89	219.85	241.22
0-0-4252.014	US TREASURY NOTE #UR9	(39.74)	(39.74)
0-0-4252.015	US TREASURY NOTE #P46	44.46	44.46
0-0-4252.016	US TREASURY NOTE #P53	(250.86)	(250.86)
0-0-4252.017	US TREASURY NOTE #P87	6.75	6.75
0-0-4252.018	US TREASURY NOTE #P79	61.59	61.59
0-0-4252.019	US TREASURY NOTE #NT3	(177.76)	(177.76)
0-0-4252.020	US TREASURY NOTE #P46 - PI	(429.91)	(429.91)
Total Income US Treasury Notes		<u>2,354.44</u>	<u>16,201.97</u>
Income US Treasury Bonds			
0-0-4255.001	US TREASURY BOND #PW2	-	10,651.45
0-0-4255.002	US TREASURY BOND #RN0	5.93	6,654.34
0-0-4255.004	US TREASURY BOND #QS0	-	656.25
0-0-4255.005	US TREASURY BOND #RP5	(207.86)	(248.66)
Total Income US Treasury Bonds		<u>(201.93)</u>	<u>17,713.38</u>
Income FNMA Pool			
0-0-4262.001	FNMA PL MA2310 #R81	721.22	2,186.19
0-0-4262.002	FNMA PL 753098 #UX5	110.61	332.94
0-0-4262.003	FNMA PL 725946 #P79	308.42	943.10
0-0-4262.004	FNMA PL 799519 #G45	16.87	50.73
0-0-4262.005	FNMA PL 799695 #NL9	89.31	268.56
0-0-4262.006	FNMA PL 797665 #FE9	63.52	191.00
0-0-4262.007	FNMA PL 844386 #CX5	4.89	14.70
0-0-4262.008	FNMA PL 865200 #GH6	7.18	21.58
0-0-4262.009	FNMA PL 831541 #ZE9	54.33	165.84
0-0-4262.010	FNMA PL 891601 #RW2	22.47	68.33
0-0-4262.011	FNMA PL 892239 #HQ4	32.07	96.39
0-0-4262.012	FNMA PL 893427 #SQ7	17.95	53.99
0-0-4262.013	FNMA PL 896535 #BC8	27.33	88.43
0-0-4262.014	FNMA PL 900883 #2Q8	102.24	307.34
0-0-4262.015	FNMA PL 937289 #XS0	51.34	155.14
0-0-4262.016	FNMA PL 940525 #LE9	5.33	16.17
0-0-4262.017	FNMA PL 949244 #BM8	22.79	68.52
0-0-4262.018	FNMA PL 966555 #H83	11.80	35.46
0-0-4262.019	FNMA PL 968585 #RE2	33.02	99.24
0-0-4262.020	FNMA PL 929301 #NS3	92.58	282.15
0-0-4262.021	FNMA PL 983077 #CN5	50.98	156.62
0-0-4262.022	FNMA PL 889409 #DN1	5.99	18.70
0-0-4262.023	FNMA PL 930871 #FL0	169.04	527.45
0-0-4262.024	FNMA PL AB9754 #ZU3	457.14	1,379.76
0-0-4262.025	FNMA PL AB9763 #Z58	240.97	729.46
0-0-4262.026	FNMA PL AB9774 #2G0	501.60	1,522.97
0-0-4262.027	FNMA PL AS2764 #CA9	920.71	2,783.89
0-0-4262.028	FNMA PL AY3728 #EA4	330.03	998.95
Total Income FNMA Pool		<u>4,471.73</u>	<u>13,563.60</u>

(This statement is continued on the following pages.)

Lisle-Woodridge Firefighters's Pension Fund
Revenue Report
For the Three Months Ended March 31, 2016

		<u>Current Month</u>	<u>Year to Date</u>
Income Fixed Income Securities (Continued)			
Income FHLMC Pool			
0-0-4263.001	FHLMC PL C91820 #AV3	\$ 243.29	\$ 735.77
0-0-4263.002	FHLMC PL C91816 #AR2	470.21	1,421.99
0-0-4263.003	FHLMC PL A13570 #6F1	148.37	446.31
0-0-4263.004	FHLMC PL A23557 #5S9	984.64	2,964.56
0-0-4263.005	FHLMC PL G08008 #AJ9	7.70	23.53
0-0-4263.006	FHLMC PL A38978 #6P0	33.95	102.24
0-0-4263.007	FHLMC PL G08087 #CZ1	103.51	316.28
0-0-4263.008	FHLMC PL A51101 #GJ8	14.87	44.73
0-0-4263.009	FHLMC PL A54908 #NZ5	236.28	710.16
0-0-4263.010	FHLMC PL A54224 #VR6	4.31	12.95
0-0-4263.011	FHLMC PL A53752 #EZ7	474.34	1,426.32
0-0-4263.012	FHLMC PL A62706 #AF7	53.91	169.49
0-0-4263.013	FHLMC PL A64158 #TP2	21.97	66.07
0-0-4263.014	FHLMC PL A67491 #KC2	24.55	80.70
0-0-4263.015	FHLMC PL A69472 #QZ6	54.51	163.80
0-0-4263.016	FHLMC PL A75230 #Y33	49.21	150.01
0-0-4263.017	FHLMC PL G04176 #6M7	47.32	144.73
0-0-4263.018	FHLMC PL A77977 #2J6	29.31	88.08
0-0-4263.019	FHLMC PL G04816 #VH8	120.31	369.73
0-0-4263.020	FHLMC PL G05507 #NY8	84.09	258.21
0-0-4263.021	FHLMC PL G05518 #PB6	89.81	275.08
0-0-4263.022	FHLMC PL C09032 #A91	230.86	698.02
0-0-4263.023	FHLMC PL G08542 #S84	521.46	1,589.25
0-0-4263.024	FHLMC PL Q30081 #CT8	451.25	1,356.73
0-0-4263.025	FHLMC PL G08601 #U32	707.12	2,151.07
0-0-4263.026	FHLMC PL G08632 #V23	430.42	1,301.47
0-0-4263.027	FHLMC PL G08670 #W89	346.56	1,043.02
	Total Income FHLMC Pool	<u>5,984.13</u>	<u>18,110.30</u>
Income FHLMC Notes			
0-0-4285.001	FHLMC BOND #DP1	<u>472.50</u>	<u>472.50</u>
	Total Income FHLMC Notes	<u>472.50</u>	<u>472.50</u>
Income FNMA Notes			
0-0-4287.001	FNMA NOTE #YT4	-	559.50
0-0-4287.003	FNMA NOTE #ZB2	268.33	268.33
0-0-4287.004	FNMA NOTE #E33	-	1,350.00
	Total Income FNMA Notes	<u>268.33</u>	<u>2,177.83</u>
Change in Accrued Interest Rec			
0-0-4295.001	CHANGE IN ACCR INTEREST REC	<u>8,962.24</u>	<u>2,060.51</u>
	Total Change in Accrued Interest Rec	<u>8,962.24</u>	<u>2,060.51</u>
Gains (Losses) on Securities			
0-0-4300.001	UNREALIZED GAINS (LOSSES)	144,073.47	448,956.05
0-0-4400.001	GAIN (LOSS) - SALE OF SECURITY	<u>30,175.90</u>	<u>(3,396.92)</u>
	Total Gains (Losses) on Securities	<u>174,249.37</u>	<u>445,559.13</u>
	Total Income Fixed Income Securities	<u>223,109.79</u>	<u>587,855.14</u>

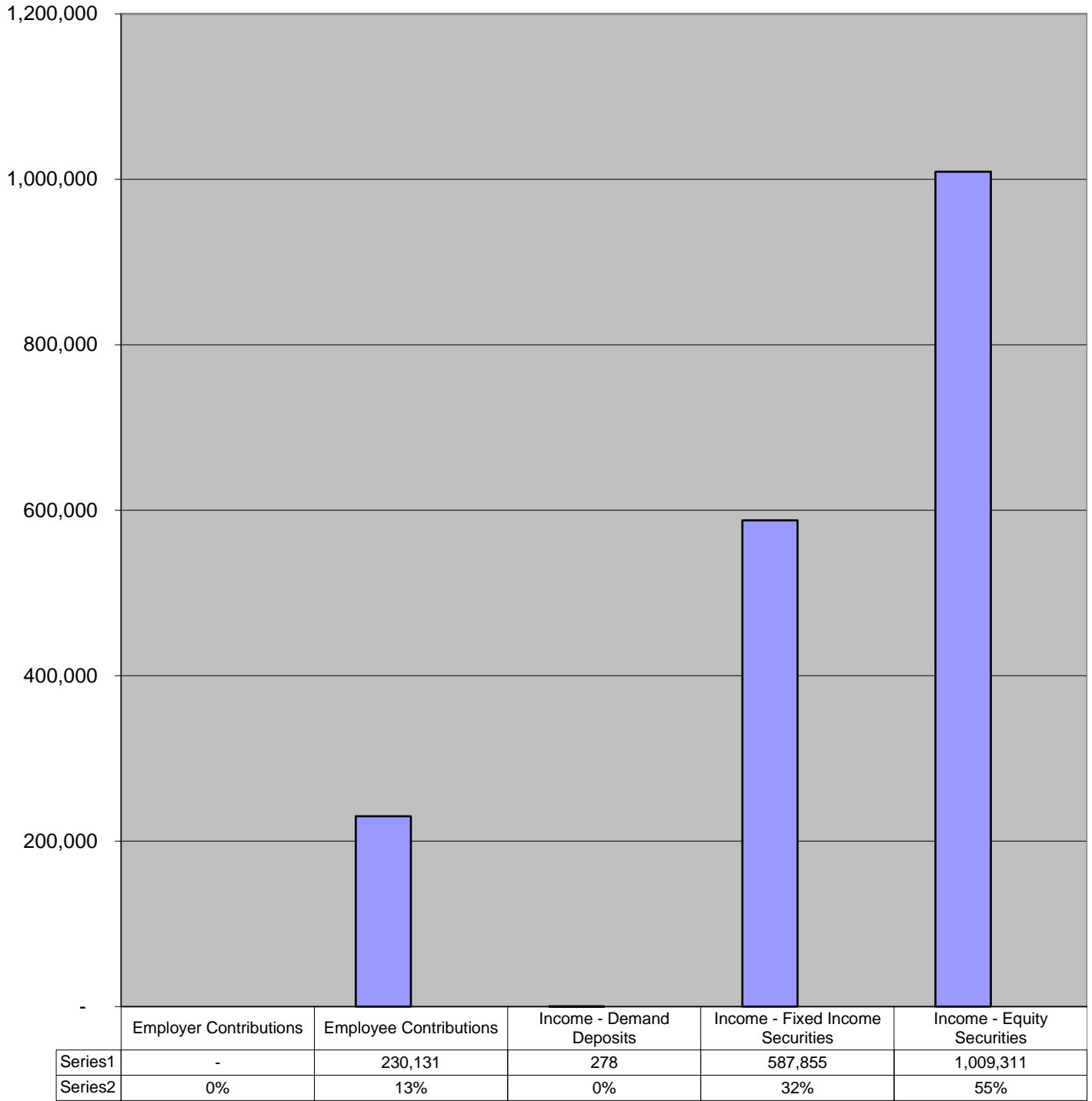
(This statement is continued on the following page.)

Lisle-Woodridge Firefighters's Pension Fund
Revenue Report
For the Three Months Ended March 31, 2016

	<u>Current Month</u>	<u>Year to Date</u>
Income Equity Securities		
Income Stock Equities		
Income/Dividends Stock Equities		
0-0-4450.001	\$ 11,417.60	\$ 19,376.85
0-0-4450.002	6,207.08	17,458.43
0-0-4450.003	14,136.57	27,455.83
	<u>31,761.25</u>	<u>64,291.11</u>
Total Income/Dividends Stock Equities		
	31,761.25	64,291.11
Income/Gain (Loss) Stock Equities		
0-0-4460.001	126,718.71	25,700.01
0-0-4460.002	138,601.21	77,783.77
0-0-4460.003	27,394.33	(12,253.77)
	<u>292,714.25</u>	<u>91,230.01</u>
Total Income/Gain (Loss) Stock Equities		
	292,714.25	91,230.01
Total Income Stock Equities		
	<u>324,475.50</u>	<u>155,521.12</u>
Income Mutual Funds		
Income/Dividends Mutual Funds		
0-0-4550.006	5,424.88	17,817.19
0-0-4550.007	7,653.66	22,963.30
0-0-4550.009	6,443.36	83,822.99
	<u>19,521.90</u>	<u>124,603.48</u>
Total Income/Dividends Mutual Funds		
	19,521.90	124,603.48
Income/Gain (Loss) Mutual Funds		
0-0-4560.001	236,557.45	154,574.21
0-0-4560.002	174,816.84	122,458.49
0-0-4560.003	208,919.53	49,834.01
0-0-4560.004	191,619.38	77,796.22
0-0-4560.005	145,713.57	(12,221.28)
0-0-4560.006	11,871.45	(32,515.19)
0-0-4560.007	49,307.33	25,957.59
0-0-4560.008	144,246.17	17,780.50
0-0-4560.009	69,420.00	(2,776.80)
0-0-4560.010	195,708.92	76,080.01
0-0-4560.011	198,512.61	104,503.34
0-0-4560.012	25,471.48	13,299.26
0-0-4560.013	274,864.32	134,416.09
	<u>1,927,029.05</u>	<u>729,186.45</u>
Total Income/Gain (Loss) Mutual Funds		
	1,927,029.05	729,186.45
Total Income Mutual Funds		
	<u>1,946,550.95</u>	<u>853,789.93</u>
Total Income Equity Securities		
	<u>2,271,026.45</u>	<u>1,009,311.05</u>
Total Income Cash and Investments		
	<u>2,494,203.75</u>	<u>1,597,444.67</u>
TOTAL REVENUES	<u>\$ 2,597,872.71</u>	<u>\$ 1,827,575.45</u>

(See accountant's compilation report.)

**Lisle-Woodridge Firefighter's Pension Fund
Revenues
For Three Months Ended March 31, 2016**



(See accountant's compilation report.)

Lisle-Woodridge Firefighter's Pension Fund

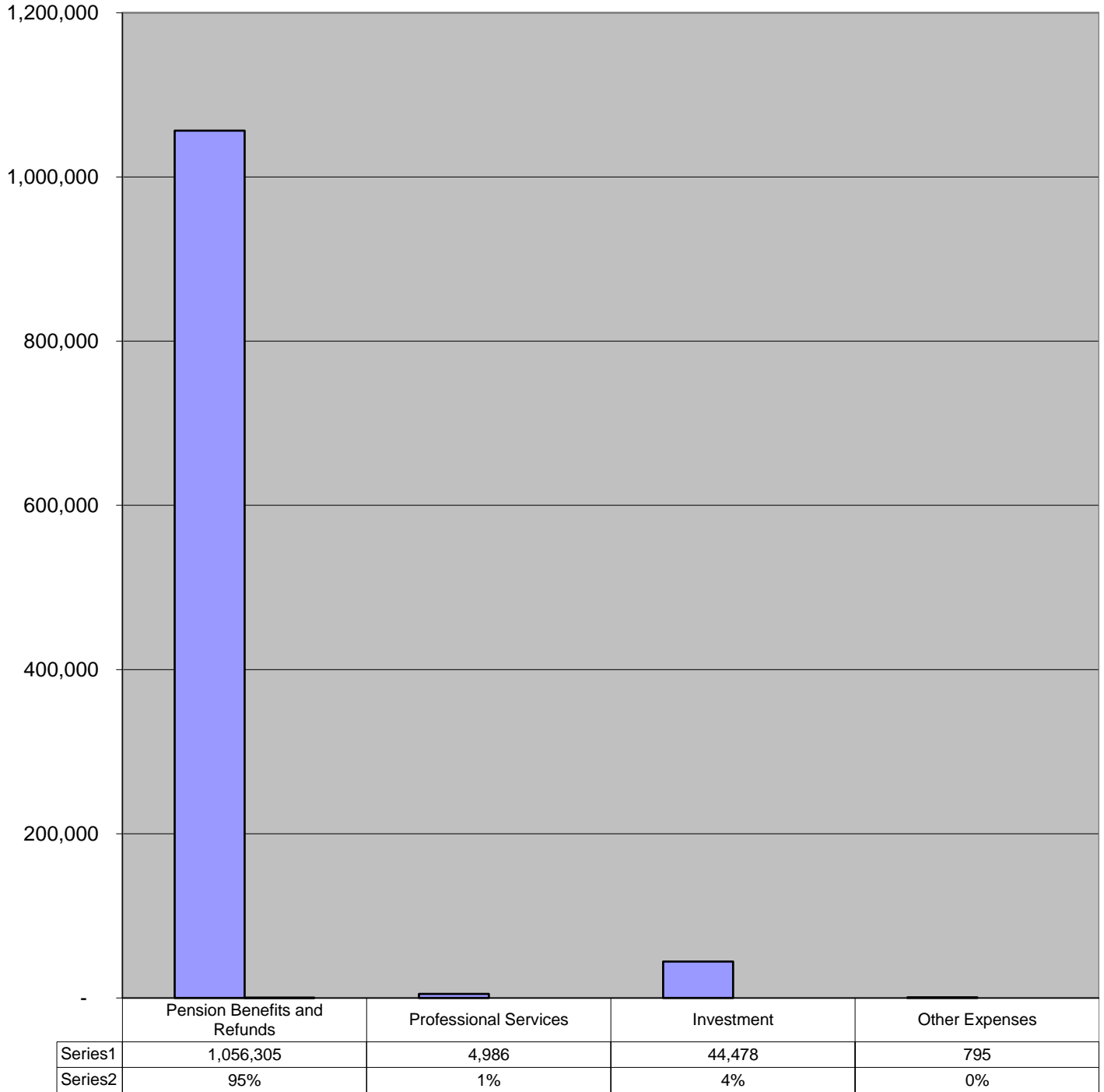
Expense Report

For the Three Months Ended March 31, 2016

		<u>Current Month</u>	<u>Year to Date</u>
Expenses			
Administrative			
Pension Benefits and Refunds			
0-0-5020.000	SERVICE PENSIONS	\$ 315,885.12	\$ 935,930.95
0-0-5030.000	NON-DUTY DISABILITY PENSIONS	6,802.50	20,407.50
0-0-5040.000	DUTY DISABILITY PENSIONS	22,807.32	68,421.96
0-0-5050.000	OCCUPATIONAL DISEASE PENSIONS	8,358.67	25,076.01
0-0-5060.000	SURVIVING SPOUSE PENSIONS	2,156.35	6,469.05
	Total Pension Benefit and Refunds	<u>356,009.96</u>	<u>1,056,305.47</u>
Professional Services			
0-0-5170.003	ACCOUNTING & BOOKKEEPING SERV	937.50	3,675.00
0-0-5170.005	LEGAL SERVICES	-	1,125.00
0-0-5170.006	PUBLIC STENOGRAPHER/CT REPORT	101.54	186.16
	Total Professional Services	<u>1,039.04</u>	<u>4,986.16</u>
Investment			
0-0-5190.001	INVESTMENT MGR/ADVISOR FEES	-	44,340.62
0-0-5190.004	SAFE DEPOSIT AND BANK FEES	104.50	137.50
	Total Investment	<u>104.50</u>	<u>44,478.12</u>
Other Expenses			
0-0-5290.026	ASSOCIATION DUES	-	795.00
	Total Other Expenses	<u>-</u>	<u>795.00</u>
	Total Administrative	<u>1,143.54</u>	<u>1,106,564.75</u>
TOTAL EXPENSES		<u><u>\$ 357,153.50</u></u>	<u><u>\$ 1,106,564.75</u></u>

(See accountant's compilation report.)

**Lisle-Woodridge Firefighter's Pension Fund
Expenses
For Three Months Ended March 31, 2016**



(See accountant's compilation report.)

Lisle-Woodridge Firefighter's Pension Fund
Summary of Property Tax Receipts through March 31, 2016
Dupage County and Will County

	<u>Total Property Taxes</u>
Fiscal Year Ending December 31, 2016	
Per Property Tax Remittances:	
Total DuPage County Collections	\$ -
Total Will County Collections	<u>-</u>
Total Collections	<u><u>\$ -</u></u>

(See accountant's compilation report.)

Lisle-Woodridge Firefighter's Pension Fund
Summary of Property Tax Receipts through March 31, 2016
DuPage County

	2015 Taxes
Fiscal Year Ending December 31, 2016	\$ -
SUMMARY	2015 Taxes
TOTAL COLLECTED	\$ -
TAX LEVIED	*
TAX EXTENDED	*
% COLLECTED	*
EXTENDED LESS COLLECTED	*

Lisle-Woodridge Firefighter's Pension Fund
Summary of Property Tax Receipts through March 31, 2016
Will County

	<u>2015 Taxes</u>
Fiscal Year Ending December 31, 2016	
1/11/2016	
	\$ -
 SUMMARY	<u>2015 Taxes</u>
 TOTAL COLLECTED	\$ -
 TAX LEVIED	*
 TAX EXTENDED	*
 % COLLECTED	*
 EXTENDED LESS COLLECTED	*

(See accountant's compilation report.)

**Lisle-Woodridge Firefighter's Pension Fund Cash Projections FY2016
MB Financial Bank**

Starting Date

1/1/2016

	Beginning	Jan-16	Feb-16	Mar-16	Apr-16	May-16	Jun-16	Jul-16	Aug-16	Sep-16	Oct-16	Nov-16	Dec-16	Total
Cash on Hand (beginning of month)	96,242	96,242	95,894	84,002	147,350	134,511	115,672	106,833	89,994	81,155	105,816	96,477	87,138	
CASH RECEIVED														
Distribution Funding		285,000	285,000	285,000	285,000	285,000	285,000	285,000	285,000	285,000	285,000	285,000	285,000	3,420,000
Member Contributions		63,252	63,210	113,116	68,000	68,000	68,000	68,000	68,000	102,000	68,000	68,000	68,000	885,578
Other Misc		135	-	24,185	-	-	-	-	-	-	-	-	-	24,320
TOTAL CASH RECEIVED		348,387	348,210	422,301	353,000	353,000	353,000	353,000	353,000	387,000	353,000	353,000	353,000	4,329,898
Total Cash Available	96,242	444,629	444,104	506,303	500,350	487,511	468,672	459,833	442,994	468,155	458,816	449,477	440,138	
CASH PAID OUT														
Pension Payments		348,652	351,644	356,010	356,839	356,839	356,839	356,839	356,839	357,339	357,339	357,339	357,339	4,269,856
Pension Refunds		-	-	-	-	-	-	-	-	-	-	-	-	-
Other Expenses		83	8,458	2,944	9,000	15,000	5,000	13,000	5,000	5,000	5,000	5,000	5,000	78,485
Wire Transfers Out (In)		-	-	-	-	-	-	-	-	-	-	-	-	-
TOTAL CASH PAID OUT		348,735	360,102	358,954	365,839	371,839	361,839	369,839	361,839	362,339	362,339	362,339	362,339	4,348,341
Cash on Hand (end of month)	96,242	95,894	84,002	147,350	134,511	115,672	106,833	89,994	81,155	105,816	96,477	87,138	77,799	

** Amount estimated**

(See accountant's compilation report.)