

LISLE-WOODRIDGE FIREFIGHTER'S PENSION FUND

ACCOUNTANT'S COMPILATION REPORT

For the Two Months Ended
February 29, 2016





630.566.8400 // www.sikich.com

1415 W. Diehl Road, Suite 400
Naperville, Illinois 60563

Certified Public Accountants & Advisors
Members of American Institute of Certified Public Accountants

ACCOUNTANT'S COMPILATION REPORT

The Honorable President
Members of the Board of Trustees
Lisle-Woodridge Firefighter's Pension Fund
Lisle, Illinois 60532

Management is responsible for the accompanying statement of fiduciary net position of the Lisle-Woodridge Firefighter's Pension Fund, a pension trust fund of the Lisle-Woodridge Fire Protection District of Lisle, Illinois, as of February 29, 2016 and the related statement of changes in fiduciary net position for the two months ended February 29, 2016. We have performed a compilation engagement in accordance with Statements on Standards for Accounting and Review Services promulgated by the Accounting and Review Services Committee of the AICPA. We did not audit or review the financial statements nor were we required to perform any procedures to verify the accuracy or completeness of the information provided by management. Accordingly, we do not express an opinion, a conclusion, nor provide any form of assurance on these financial statements.

The supplementary information is presented for purposes of additional analysis and is not a required part of the general purpose financial statements. The supplementary information has been compiled from information that is the representation of management. We have not audited or reviewed the supplementary information and, accordingly, do not express an opinion or provide any assurance on such supplementary information.

Management has elected to omit substantially all of the disclosures required by accounting principles generally accepted in the United States of America. If the omitted disclosures were included in the financial statements, they might influence the user's conclusions about the Firefighter's Pension Fund's assets, liabilities, net position, additions and deductions. Accordingly, these financial statements are not designed for those who are not informed about such matters.

A handwritten signature in cursive script that reads 'Sikich LLP'.

Naperville, Illinois
March 16, 2016

GENERAL PURPOSE FINANCIAL STATEMENTS

Lisle-Woodridge Firefighter's Pension Fund

Statement of Fiduciary Net Position

February 29, 2016

ASSETS

Cash and Investments

Demand Deposits	\$ 1,490,179.02
Corporate Bonds	8,131,338.07
US Treasury Notes	4,012,884.71
US Treasury Bonds	1,218,820.09
FNMA Pool	1,351,486.03
FHLMC Pool	1,715,185.52
FHLMC Bonds	99,745.30
FNMA Notes	690,482.90
Unrealized Gains (Losses)	328,705.92
Stock Equities	5,182,542.01
Mutual Funds	28,764,667.07
Other Assets	
Accrued Interest Receivable	<u>110,522.86</u>

Total Assets 53,096,559.50

LIABILITIES

-

NET POSITION HELD FOR PENSION BENEFITS

\$ 53,096,559.50

(See accountant's compilation report.)

Lisle- Woodridge Firefighter's Pension Fund
Statement of Changes in Fiduciary Net Position
For the Two Months Ended February 29, 2016

ADDITIONS

Contributions

Employer Contributions	\$ -
Employee Contributions	126,461.82
	126,461.82
Total Contributions	126,461.82

Investment Income

Net Appreciations (Depreciation)

in Fair Value of Investments	
Fixed Income Securities	271,309.76
Stock Equity	(201,484.24)
Mutual Funds	(1,197,842.60)

Interest

Demand Deposits	210.97
Fixed Income Securities	93,435.59
Stock Equity	32,529.86
Mutual Funds	105,081.58
	105,081.58

Total Investment Income (896,759.08)

Less Investment Expense (44,373.62)

Net Investment Income (Loss) (941,132.70)

Total Additions (814,670.88)

DEDUCTIONS

Pension Benefits and Refunds

Pension Benefits	700,295.51
Administrative Expenses	
Professional Services	3,947.12
Other Expenses	795.00
	795.00

Total Deductions 705,037.63

Net Increase (Decrease) (1,519,708.51)

Net Position Held in Trust for Pension Benefits

January 1 54,616,268.01

End of Period \$ 53,096,559.50

(See accountant's compilation report.)

SUPPLEMENTARY INFORMATION

Lisle-Woodridge Firefighter's Pension Fund

Balance Sheet

February 29, 2016

Demand Deposits

0-0-1100.001	PETTY CASH	\$	100.00
0-0-1102.001	CK - MB FINANCIAL #4710000418		81,264.33
0-0-1105.001	UBS-EM22472 CASH		591,127.27
0-0-1105.002	UBS-EM22475 LAZARD		0.89
0-0-1105.003	UBS-EM22478 FMI		0.05
0-0-1105.004	UBS-EM22480 INVESCO		62.88
0-0-1105.005	UBS-EM22487 PACIFIC INCOME		71,483.39
0-0-1105.006	UBS-EM22500 RNC GENTER		92,441.11
0-0-1105.007	UBS-EM22958 MFS		0.90
0-0-1105.008	UBS-EM24449 BRADFORD		239,241.87
0-0-1105.009	UBS-EM24453 CHILTON		6,970.06
0-0-1105.010	UBS-EM24456 STONEBRIDGE		50,267.47
0-0-1105.011	UBS-EM24457 LOOMIS SAYLES		1.44
0-0-1105.012	UBS-EM24458 BLACKROCK		0.11
0-0-1105.013	UBS-EM24460 PIONEER INCOME		0.56
0-0-1105.014	UBS-EM24465 WELLS FARGO		350,187.77
0-0-1105.015	UBS-EM24466 BARCLAYS		3,906.87
0-0-1105.016	UBS-EM24468 INVESCO SP 500		0.34
0-0-1105.017	UBS-EM24469 JPMORGAN		775.32
0-0-1105.018	UBS-EM24478 ISHARES		2,346.39
			<hr/>
	Total Demand Deposits		1,490,179.02

Corporate Bonds

0-0-1151.002	REGIONS FINL CORP #AJ9		50,017.76
0-0-1151.003	FIFTH THIRD BANCORP #AD2		74,247.39
0-0-1151.004	STANLEY BLACK & DECKER #AB7		50,019.10
0-0-1151.005	ARES CAPITAL CORP #AN3		41,859.43
0-0-1151.006	SYNCHRONY FINL #AJ2		39,989.60
0-0-1151.007	PROSPECT CAPITAL #AN2		41,554.20
0-0-1151.008	RAYMOND JAMES #AB5		60,235.16
0-0-1151.010	LAM RESEARCH #AM0		65,225.65
0-0-1151.011	ABBVIE INC #AT6		29,877.00
0-0-1151.012	AT&T INC #CL4		98,060.00
0-0-1151.014	PNC FUNDING CORP #BL6		92,777.70
0-0-1151.016	PRIVATE EXPT FDG #DV1		110,708.07
0-0-1151.017	FIDELITY NATL #AP1		44,941.05
0-0-1151.018	DOMINION GAS #AK1		69,764.10
0-0-1151.019	MEAD JOHNSON NUTRITION #AJ5		45,067.99
0-0-1151.020	INTERCONTINENTALEXCHANGE #AC8		49,944.00
0-0-1151.021	STIFEL FINANCIAL #AE2		44,826.30
0-0-1151.022	FIRST HORIZON NATL #AB1		64,842.70
0-0-1151.023	AUTONATION INC #AL6		35,040.07
0-0-1151.024	AIR LEASE CORP #AM6		56,317.03
0-0-1151.025	VENTAS REALTY LP #AW5		76,573.94
0-0-1151.026	EL PASO PIPELINE #AE9		105,140.18
0-0-1151.028	WYNDHAM WORLDWIDE #AJ7		51,678.61
0-0-1151.029	AMERICAN TOWER #AA8		53,575.77
0-0-1151.030	TD AMERITRADE #AE8		51,058.85
0-0-1151.031	ABBVIE INC #AP4		45,037.60

(This statement is continued on the following pages.)

Lisle-Woodridge Firefighter's Pension Fund

Balance Sheet (Continued)

February 29, 2016

Corporate Bonds (Continued)

0-0-1151.032	DISCOVER FINL #AJ7	\$	46,245.38
0-0-1151.033	REGENCY ENERGY PARTNERS #AG3		62,309.94
0-0-1151.035	DELPHI CORP #AJ4		46,159.42
0-0-1151.036	INTERPUB GROUP #BL3		104,914.24
0-0-1151.037	ESSEX PORTFOLIO LP #AN7		52,456.62
0-0-1151.038	NATIONAL RETAIL PROP #AG1		51,953.53
0-0-1151.040	BANK OF AMER CORP #FH7		51,031.99
0-0-1151.041	TRINITY INDUSTRIES #AH2		48,591.50
0-0-1151.042	TRI-STATE GENERATION #AG3		71,166.52
0-0-1151.044	SVB FINANCIAL GROUP #AD3		49,949.00
0-0-1151.045	LAZARD GROUP #AG0		46,531.00
0-0-1151.046	CAPITAL ONE FINANCIAL #BJ3		69,925.80
0-0-1151.047	MORGAN STANLEY #7X1		64,900.81
0-0-1151.048	COCA COLA BOT #AK8		84,978.75
0-0-1151.050	HAWAIIAN AIRLINES #AA5		92,262.74
0-0-1151.052	CBRE SERVICES INC #AD2		49,620.00
0-0-1151.053	CITIGROUP INC #JC6		71,133.01
0-0-1151.054	KILROY REALTY #AK8		52,170.91
0-0-1151.055	VERIZON COMM #CQ5		101,703.93
0-0-1151.056	MCDONALD'S CORP #EZ3		65,070.30
0-0-1151.057	TIME WARNER CABLE #AJ7		61,484.91
0-0-1151.058	BAKER HUGHES INC #AZ0		50,529.13
0-0-1151.059	BURLINGTON NTHN SANTA #AW1		51,406.60
0-0-1151.060	PRUDENTIAL FINANCIAL #AV4		30,044.62
0-0-1151.061	GOLDMAN SACHS #AF3		59,610.00
0-0-1151.062	MICROSOFT CORP #BL7		74,841.27
0-0-1151.063	J P MORGAN CHASE #HA1		44,943.73
0-0-1151.065	METLIFE INC #BP2		95,260.88
0-0-1151.066	WELLS FARGO & CO #RN3		94,720.32
0-0-1151.067	US BANCORP #AY2		50,074.92
0-0-1151.068	US AIRWAYS #AA1		94,931.60
0-0-1151.069	UNITED AIR #AA6		74,053.18
0-0-1151.070	SPIRIT AIRLS INC #AA6		86,200.00
0-0-1151.072	WYETH #AM2		82,672.00
0-0-1151.073	CVS CAREMARK CORP #BH2		24,605.67
0-0-1151.074	BUNGE LTD FIN #AV2		79,678.40
0-0-1151.075	WELLS FARGO & CO #FG0		80,116.44
0-0-1151.076	BAFC NTS #DX4		82,023.48
0-0-1151.077	GLAXOSMITHKLINE CAP #AD9		84,162.34
0-0-1151.078	RIO TINTO FIN USA #AC0		85,300.33
0-0-1151.079	DU PONT DE NEMOURS #BW8		85,270.28
0-0-1151.081	RPM INTL INC #AR4		83,772.74
0-0-1151.082	BOEING CAPITAL #AL8		83,338.31
0-0-1151.083	LABORATORY CORP #AR3 -PI		79,910.40
0-0-1151.084	CF INDS INC #AB9		73,790.02
0-0-1151.085	EXELON CORP NTS #AH4		74,985.75
0-0-1151.086	BB&T CORP MED #AU7		74,958.00
0-0-1151.087	CARLISLE COS INC #AE0		81,483.66
0-0-1151.088	PROLOGIS LP #AY7		94,984.80
0-0-1151.089	TEXTRON INC #BT7		69,885.20

(This statement is continued on the following pages.)

Lisle-Woodridge Firefighter's Pension Fund

Balance Sheet (Continued)

February 29, 2016

Corporate Bonds (Continued)

0-0-1151.090	CARPENTER TECHNOLOGY #AJ2	\$	83,655.30
0-0-1151.091	GOLDMAN SACHS GROUP #GQ1		78,320.00
0-0-1151.092	OWENS & MINOR #AD4		79,631.20
0-0-1151.093	CITIGROUP INC #FT3		75,703.95
0-0-1151.094	J P MORGAN CHASE #JD3		103,559.51
0-0-1151.095	MICROSOFT CORP #BA1		79,861.60
0-0-1151.097	AMERICAN TOWER #AA8 -PI		80,529.93
0-0-1151.098	ACTAVIS FUNDING #AR2		79,886.40
0-0-1151.099	EASTMAN CHEMICAL #AN0		79,580.80
0-0-1151.100	AGILENT TECHNOLOGIES #AH4		77,403.20
0-0-1151.101	NBCUNIVERSAL MEDIA #AH3		75,871.20
0-0-1151.102	GATX CORP #AQ6		66,802.78
0-0-1151.103	CONTINENTAL RESOURCES #AL5		84,173.88
0-0-1151.104	FIDELITY NATL #AK2		67,798.50
0-0-1151.105	STARBUCKS CORP #AD1		74,682.75
0-0-1151.106	MOSAIC CO #AC7		75,212.99
0-0-1151.107	STATOIL ASA #AK8		54,891.10
0-0-1151.108	FMC CORP NTS #AS4		74,880.00
0-0-1151.109	HOME DEPOT #BC5		74,610.75
0-0-1151.110	SIGNET UK FIN #AA1		74,699.25
0-0-1151.111	MONSANTO CO #AU5		72,874.50
0-0-1151.112	TYCO ELECTRONICS #AR8		74,710.50
0-0-1151.113	CADENCE DESIGN SYS #AL2		64,749.10
0-0-1151.114	METHANEX CORP #AK4		79,597.60
0-0-1151.115	ZIMMER HOLDINGS #AF9		79,812.00
0-0-1151.116	FISERV INC #AP3		74,949.75
0-0-1151.117	CVS CAREMARK CORP #CL2		69,295.80
0-0-1151.118	COCA COLA BOT #AK8 -PI		69,982.50
0-0-1151.119	WORTHINGTON INDUSTRIES #AE2		64,862.85
0-0-1151.120	AMER AIRLN 15-2 #AB2		80,000.00
0-0-1151.121	VERIZON GLOBAL #AM8		85,903.08
0-0-1151.122	PARKER HANNIFIN #AM7		79,914.40
0-0-1151.123	ANADARKO PETROLEUM #AY3		74,431.73
0-0-1151.124	DUKE ENERGY CAROLINAS #AE4		89,630.30
0-0-1151.125	STANLEY BLACK & DECKER #AA9		78,857.60
0-0-1151.126	GRAINGER W W INC #AB0		74,939.25
0-0-1151.127	BLACK HILLS #AK5		49,938.50
0-0-1151.128	ANHEUSER BUSCH #AN6		85,856.45
0-0-1151.129	HOME DEPOT #BL5		54,804.20
0-0-1151.130	GENERAL MOTORS #AK6		45,176.40
0-0-1151.131	APPLE INC #BX7		44,740.35
0-0-1151.132	ELECTRONIC ARTS #AC3		39,940.00
0-0-1151.133	PHILLIPS 66 #AB4		34,122.50
	Total Corporate Bonds		<u>8,131,338.07</u>

US Treasury Notes

0-0-1252.004	US TREASURY NOTE #M56		94,447.12
0-0-1252.005	US TREASURY NOTE #UJ7		40,008.01
0-0-1252.006	US TREASURY NOTE #SD3		285,015.37

(This statement is continued on the following pages.)

Lisle-Woodridge Firefighter's Pension Fund

Balance Sheet (Continued)

February 29, 2016

US Treasury Notes (Continued)

0-0-1252.007	US TREASURY NOTE #UN8	\$ 690,991.32
0-0-1252.008	US TREASURY NOTE #N30	50,224.05
0-0-1252.011	US TREASURY NOTE #N63	569,977.73
0-0-1252.012	US TREASURY NOTE #P20	2,086,546.81
0-0-1252.013	US TREASURY NOTE #N89	<u>195,674.30</u>
	Total US Treasury Notes	<u>4,012,884.71</u>

US Treasury Bonds

0-0-1255.001	US TREASURY BOND #PW2	583,945.24
0-0-1255.002	US TREASURY BOND #RN0	385,952.68
0-0-1255.003	US TREASURY BOND #QD3	207,417.07
0-0-1255.004	US TREASURY BOND #QS0	36,120.33
0-0-1255.005	US TREASURY BOND #RP5	<u>5,384.77</u>
	Total US Treasury Bonds	<u>1,218,820.09</u>

FNMA Pool

0-0-1262.001	FNMA PL MA2310 #R81	232,903.86
0-0-1262.002	FNMA PL 753098 #UX5	22,695.32
0-0-1262.003	FNMA PL 725946 #P79	67,885.91
0-0-1262.004	FNMA PL 799519 #G45	3,698.35
0-0-1262.005	FNMA PL 799695 #NL9	18,328.69
0-0-1262.006	FNMA PL 797665 #FE9	12,815.81
0-0-1262.007	FNMA PL 844386 #CX5	973.16
0-0-1262.008	FNMA PL 865200 #GH6	1,551.30
0-0-1262.009	FNMA PL 831541 #ZE9	10,755.16
0-0-1262.010	FNMA PL 891601 #RW2	4,445.24
0-0-1262.011	FNMA PL 892239 #HQ4	5,935.04
0-0-1262.012	FNMA PL 893427 #SQ7	3,592.30
0-0-1262.013	FNMA PL 896535 #BC8	5,468.45
0-0-1262.014	FNMA PL 900883 #2Q8	20,220.35
0-0-1262.015	FNMA PL 937289 #XS0	10,261.51
0-0-1262.016	FNMA PL 940525 #LE9	1,054.12
0-0-1262.017	FNMA PL 949244 #BM8	4,662.10
0-0-1262.018	FNMA PL 966555 #H83	2,241.02
0-0-1262.019	FNMA PL 968585 #RE2	6,590.23
0-0-1262.020	FNMA PL 929301 #NS3	23,521.63
0-0-1262.021	FNMA PL 983077 #CN5	12,989.60
0-0-1262.022	FNMA PL 889409 #DN1	1,212.80
0-0-1262.023	FNMA PL 930871 #FL0	43,239.80
0-0-1262.024	FNMA PL AB9754 #ZU3	154,844.86
0-0-1262.025	FNMA PL AB9763 #Z58	81,617.05
0-0-1262.026	FNMA PL AB9774 #2G0	169,879.44
0-0-1262.027	FNMA PL AS2764 #CA9	295,295.89
0-0-1262.028	FNMA PL AY3728 #EA4	<u>132,807.04</u>
	Total FNMA Pool	<u>1,351,486.03</u>

(This statement is continued on the following pages.)

Lisle-Woodridge Firefighter's Pension Fund

Balance Sheet (Continued)

February 29, 2016

FHLMC Pool

0-0-1263.001	FHLMC PL C91820 #AV3	\$	87,928.35
0-0-1263.002	FHLMC PL C91816 #AR2		170,809.07
0-0-1263.003	FHLMC PL A13570 #6F1		30,449.22
0-0-1263.004	FHLMC PL A23557 #5S9		188,974.09
0-0-1263.005	FHLMC PL G08008 #AJ9		1,450.16
0-0-1263.006	FHLMC PL A38978 #6P0		6,965.07
0-0-1263.007	FHLMC PL G08087 #CZ1		20,920.11
0-0-1263.008	FHLMC PL A51101 #GJ8		2,999.34
0-0-1263.009	FHLMC PL A54908 #NZ5		44,851.13
0-0-1263.010	FHLMC PL A54224 #VR6		865.53
0-0-1263.011	FHLMC PL A53752 #EZ7		102,005.16
0-0-1263.012	FHLMC PL A62706 #AF7		10,832.26
0-0-1263.013	FHLMC PL A64158 #TP2		4,394.32
0-0-1263.014	FHLMC PL A67491 #KC2		4,632.82
0-0-1263.015	FHLMC PL A69472 #QZ6		11,176.15
0-0-1263.016	FHLMC PL A75230 #Y33		12,318.77
0-0-1263.017	FHLMC PL G04176 #6M7		10,395.75
0-0-1263.018	FHLMC PL A77977 #2J6		5,563.68
0-0-1263.019	FHLMC PL G04816 #VH8		30,521.80
0-0-1263.020	FHLMC PL G05507 #NY8		21,328.23
0-0-1263.021	FHLMC PL G05518 #PB6		22,628.75
0-0-1263.022	FHLMC PL C09032 #A91		78,317.03
0-0-1263.023	FHLMC PL G08542 #S84		167,373.90
0-0-1263.024	FHLMC PL Q30081 #CT8		159,520.53
0-0-1263.025	FHLMC PL G08601 #U32		226,873.81
0-0-1263.026	FHLMC PL G08632 #V23		151,791.87
0-0-1263.027	FHLMC PL G08670 #W89		139,298.62

Total FHLMC Pool 1,715,185.52

FHLMC Bonds

0-0-1285.001	FHLMC BOND #DP1		<u>99,745.30</u>
--------------	-----------------	--	------------------

Total FHLMC Bonds 99,745.30

FNMA Notes

0-0-1287.002	FNMA NOTE #RC5		171,194.26
0-0-1287.003	FNMA NOTE #ZB2		80,156.52
0-0-1287.004	FNMA NOTE #E33		240,790.92
0-0-1287.005	FNMA NOTE #G72		<u>198,341.20</u>

Total FNMA Notes 690,482.90

Unrealized Gains (Losses)

0-0-1300.001	UNREALIZED GAINS (LOSSES)		<u>328,705.92</u>
--------------	---------------------------	--	-------------------

Total Unrealized Gains (Losses) 328,705.92

(This statement is continued on the following page.)

Lisle-Woodridge Firefighter's Pension Fund

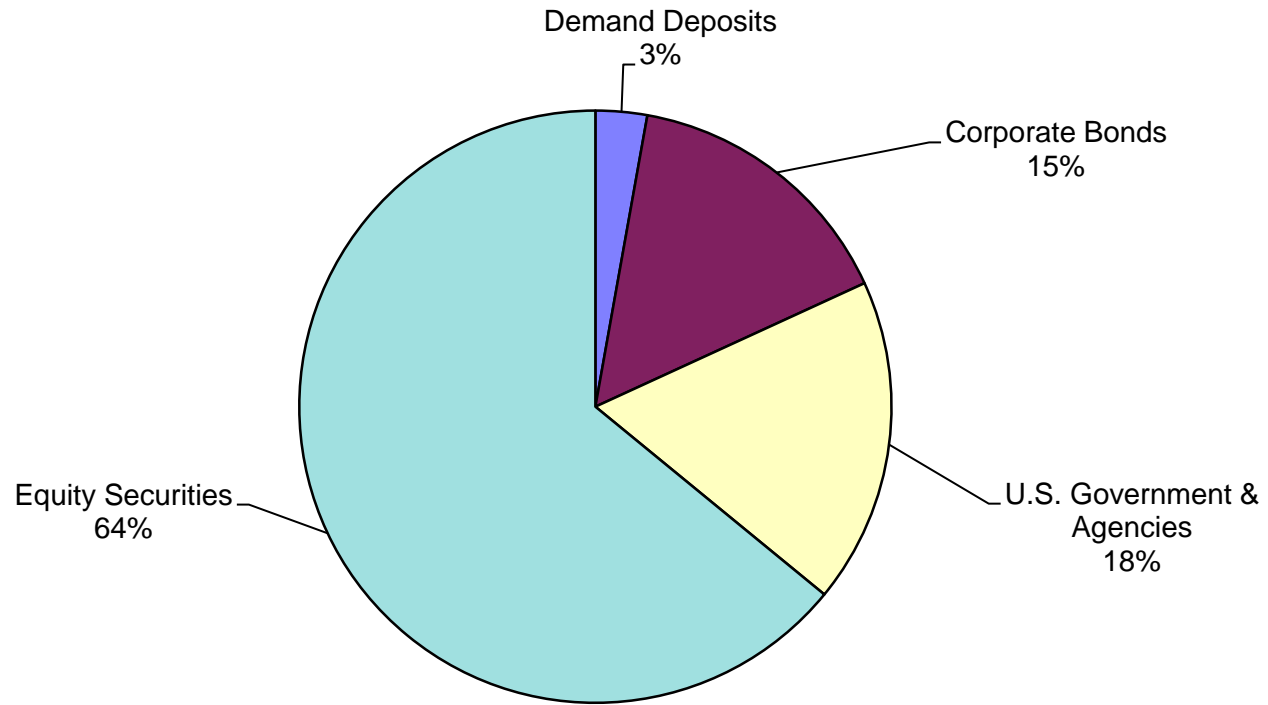
Balance Sheet (Continued)

February 29, 2016

Stock Equities		
0-0-1450.001	UBS - RNC GENTER	\$ 2,120,916.02
0-0-1450.002	UBS - CHILTON	1,421,161.95
0-0-1450.003	UBS - STONEBRIDGE	<u>1,640,464.04</u>
	Total Stock Equities	<u>5,182,542.01</u>
Mutual Funds		
0-0-1550.001	LAZARD EMERGING MKTS	1,694,227.12
0-0-1550.002	FMI COMMON STOCK	2,200,519.26
0-0-1550.003	INVESCO INTL GROWTH	2,816,580.30
0-0-1550.004	MFS INTL VALUE	2,875,127.46
0-0-1550.005	LOOMIS SAYLES GROWTH	2,167,489.33
0-0-1550.006	BLACKROCK STRATEGIC INC	2,849,659.11
0-0-1550.007	PIONEER STRATEGIC INC	2,366,142.10
0-0-1550.008	WELLS FARGO ABS RETURN	3,085,762.30
0-0-1550.009	SPDR BARCLAYS	1,430,052.00
0-0-1550.010	INVESCO S&P 500	2,473,605.07
0-0-1550.011	JP MORGAN FDS UNDIS MGRS BEHAV	2,317,000.73
0-0-1550.012	UNDISCOVERED MG BH VL SL	297,881.05
0-0-1550.013	ISHARES CORE EMERG MKTS	<u>2,190,621.24</u>
	Total Mutual Funds	<u>28,764,667.07</u>
Other Assets		
0-0-1900.000	ACCRUED INTEREST RECEIVABLE	<u>110,522.86</u>
	Total Other Assets	<u>110,522.86</u>
TOTAL ASSETS		<u><u>\$ 53,096,559.50</u></u>
LIABILITIES		
	Total Liabilities	<u><u>\$ -</u></u>
Fund Balance		
0-0-3000.001	FUND BALANCE	<u>53,096,559.50</u>
TOTAL LIABILITIES AND FUND BALANCE		<u><u>\$ 53,096,559.50</u></u>

(See accountant's compilation report.)

**Lisle-Woodridge Firefighter's Pension Fund
Cash and Investments
February 29, 2016**



(See accountant's compilation report.)

Lisle-Woodridge Firefighters's Pension Fund
Revenue Report
For the Two Months Ended February 29, 2016

	<u>Current Month</u>	<u>Year to Date</u>
Revenues		
Employer and Member Contributions		
Employer Contributions		
0-0-4000.000	CURRENT TAX	\$ - \$ -
	Total Employer Contributions	- -
Employee Contributions		
0-0-4050.000	CONTRIBUTIONS CURRENT YEAR	63,209.72 126,461.82
	Total Employee Contributions	63,209.72 126,461.82
	Total Employer and Employee Contributions	63,209.72 126,461.82
Income Cash and Investments		
Interest Demand Deposits		
0-0-4105.001	UBS-EM22472 CASH	111.99 198.67
0-0-4105.005	UBS-EM22487 PACIFIC INCOME	1.57 3.34
0-0-4105.006	UBS-EM22500 RNC GENTER	0.46 0.90
0-0-4105.008	UBS-EM24449 BRADFORD	3.61 5.26
0-0-4105.009	UBS-EM24453 CHILTON	0.09 0.15
0-0-4105.010	UBS-EM24456 STONEBRIDGE	0.31 1.08
0-0-4105.015	UBS-EM24466 BARCLAYS	0.62 1.01
0-0-4105.018	UBS-EM24478 ISHARES	0.29 0.56
	Total Interest Demand Deposits	118.94 210.97
Income Fixed Income Securities		
Income Corporate Bonds		
0-0-4151.001	AETNA INC #AL2	138.33 138.33
0-0-4151.007	PROSPECT CAPITAL #AN2	- 1,000.00
0-0-4151.008	RAYMOND JAMES #AB5	2,150.00 2,150.00
0-0-4151.009	LABORATORY CORP #AR3	- 645.31
0-0-4151.013	GENL MOTORS FINL #AY2	177.78 977.78
0-0-4151.014	PNC FUNDING CORP #BL6	1,859.38 1,859.38
0-0-4151.015	GILEAD SCIENCES #BB8	- 248.63
0-0-4151.021	STIFEL FINANCIAL #AE2	67.08 290.20
0-0-4151.023	AUTONATION INC #AL6	- 548.57
0-0-4151.026	EL PASO PIPELINE #AE9	(355.56) (355.56)
0-0-4151.027	APPLE INC #AY6	1,325.53 1,325.53
0-0-4151.034	KOHLS CORP #AT1	- 87.73
0-0-4151.036	INTERPUB GROUP #BL3	(289.33) (289.33)
0-0-4151.039	AMERICAN CAMPUS #AB4	183.33 1,008.33
0-0-4151.040	BANK OF AMER CORP #FH7	1,050.00 1,390.67
0-0-4151.043	BECTON DICKINSON #BF5	- 166.99
0-0-4151.044	SVB FINANCIAL GROUP #AD3	- 875.00
0-0-4151.049	ANALOG DEVICES #AJ4	- 288.17
0-0-4151.050	HAWAIIAN AIRLINES #AA5	- 1,821.38
0-0-4151.051	HOST HOTELS & RESORTS #AW6	675.00 675.00
0-0-4151.054	KILROY REALTY #AK8	1,062.50 1,062.50
0-0-4151.056	MCDONALD'S CORP #EZ3	- (223.90)
0-0-4151.060	PRUDENTIAL FINANCIAL #AV4	- 191.11
0-0-4151.063	J P MORGAN CHASE #HA1	(522.28) (522.28)

(This statement is continued on the following pages.)

Lisle-Woodridge Firefighters's Pension Fund

Revenue Report

February 29, 2016

		<u>Current Month</u>	<u>Year to Date</u>
Income Fixed Income Securities (Continued)			
Income Corporate Bonds (Continued)			
0-0-4151.064	JPMORGAN CHASE & CO #KK5	\$ 347.44	\$ 347.44
0-0-4151.067	US BANCORP #AY2	-	370.14
0-0-4151.071	GENL ELEC CAP #U69	-	2,000.00
0-0-4151.075	WELLS FARGO & CO #FG0	-	600.00
0-0-4151.078	RIO TINTO FIN USA #AC0	-	2,600.00
0-0-4151.080	ALLEGHENY TECHNOLOGY #AC6	-	674.48
0-0-4151.083	LABORATORY CORP #AR3 -PI	1,050.00	1,050.00
0-0-4151.088	PROLOGIS LP #AY7	1,591.25	1,591.25
0-0-4151.090	CARPENTER TECHNOLOGY #AJ2	-	2,210.00
0-0-4151.091	GOLDMAN SACHS GROUP #GQ1	-	2,100.00
0-0-4151.093	CITIGROUP INC #FT3	-	1,687.50
0-0-4151.094	J P MORGAN CHASE #JD3	-	2,250.00
0-0-4151.095	MICROSOFT CORP #BA1	950.00	950.00
0-0-4151.096	FREEMPORT-MCMORAN COPPER #AU9	1,545.73	1,545.73
0-0-4151.099	EASTMAN CHEMICAL #AN0	1,440.00	1,440.00
0-0-4151.101	NBCUNIVERSAL MEDIA #AH3	-	1,150.00
0-0-4151.107	STATOIL ASA #AK8	-	728.75
0-0-4151.108	FMC CORP NTS #AS4	1,537.50	1,537.50
0-0-4151.109	HOME DEPOT #BC5	1,406.25	1,406.25
0-0-4151.111	MONSANTO CO #AU5	-	1,265.63
0-0-4151.112	TYCO ELECTRONICS #AR8	1,293.75	1,293.75
0-0-4151.117	CVS CAREMARK CORP #CL2	-	1,356.25
0-0-4151.128	ANHEUSER BUSCH #AN6	(27.22)	(27.22)
0-0-4151.133	PHILLIPS 66 #AB4	(40.05)	(40.05)
	Total Income Corporate Bonds	<u>18,616.41</u>	<u>45,446.94</u>
Income US Treasury Notes			
0-0-4252.001	US TREASURY NOTE #M72	-	2,733.77
0-0-4252.002	US TREASURY NOTE #N22	-	879.10
0-0-4252.003	US TREASURY NOTE #M98	1,122.40	1,122.40
0-0-4252.004	US TREASURY NOTE #M56	44.87	(87.72)
0-0-4252.005	US TREASURY NOTE #UJ7	175.00	175.00
0-0-4252.006	US TREASURY NOTE #SD3	3,330.01	3,330.01
0-0-4252.007	US TREASURY NOTE #UN8	6,900.00	5,901.63
0-0-4252.008	US TREASURY NOTE #N30	-	(20.43)
0-0-4252.010	US TREASURY NOTE #N48	236.98	107.75
0-0-4252.011	US TREASURY NOTE #N63	-	(229.02)
0-0-4252.012	US TREASURY NOTE #P20	(86.33)	(86.33)
0-0-4252.013	US TREASURY NOTE #N89	21.37	21.37
	Total Income US Treasury Notes	<u>11,744.30</u>	<u>13,847.53</u>
Income US Treasury Bonds			
0-0-4255.001	US TREASURY BOND #PW2	10,651.45	10,651.45
0-0-4255.002	US TREASURY BOND #RN0	6,804.89	6,648.41
0-0-4255.004	US TREASURY BOND #QS0	656.25	656.25
0-0-4255.005	US TREASURY BOND #RP5	(40.80)	(40.80)
	Total Income US Treasury Bonds	<u>18,071.79</u>	<u>17,915.31</u>

(This statement is continued on the following pages.)

Lisle-Woodridge Firefighters's Pension Fund

Revenue Report

February 29, 2016

		<u>Current Month</u>	<u>Year to Date</u>
Income Fixed Income Securities (Continued)			
Income FNMA Pool			
0-0-4262.001	FNMA PL MA2310 #R81	\$ 731.41	\$ 1,464.97
0-0-4262.002	FNMA PL 753098 #UX5	110.98	222.33
0-0-4262.003	FNMA PL 725946 #P79	314.51	634.68
0-0-4262.004	FNMA PL 799519 #G45	16.91	33.86
0-0-4262.005	FNMA PL 799695 #NL9	89.52	179.25
0-0-4262.006	FNMA PL 797665 #FE9	63.67	127.48
0-0-4262.007	FNMA PL 844386 #CX5	4.90	9.81
0-0-4262.008	FNMA PL 865200 #GH6	7.19	14.40
0-0-4262.009	FNMA PL 831541 #ZE9	54.46	111.51
0-0-4262.010	FNMA PL 891601 #RW2	22.58	45.86
0-0-4262.011	FNMA PL 892239 #HQ4	32.13	64.32
0-0-4262.012	FNMA PL 893427 #SQ7	18.00	36.04
0-0-4262.013	FNMA PL 896535 #BC8	30.50	61.10
0-0-4262.014	FNMA PL 900883 #2Q8	102.45	205.10
0-0-4262.015	FNMA PL 937289 #XS0	51.44	103.80
0-0-4262.016	FNMA PL 940525 #LE9	5.34	10.84
0-0-4262.017	FNMA PL 949244 #BM8	22.84	45.73
0-0-4262.018	FNMA PL 966555 #H83	11.82	23.66
0-0-4262.019	FNMA PL 968585 #RE2	33.08	66.22
0-0-4262.020	FNMA PL 929301 #NS3	93.41	189.57
0-0-4262.021	FNMA PL 983077 #CN5	52.09	105.64
0-0-4262.022	FNMA PL 889409 #DN1	6.27	12.71
0-0-4262.023	FNMA PL 930871 #FL0	175.14	358.41
0-0-4262.024	FNMA PL AB9754 #ZU3	459.90	922.62
0-0-4262.025	FNMA PL AB9763 #ZS8	242.90	488.49
0-0-4262.026	FNMA PL AB9774 #2G0	506.94	1,021.37
0-0-4262.027	FNMA PL AS2764 #CA9	925.09	1,863.18
0-0-4262.028	FNMA PL AY3728 #EA4	333.94	668.92
	Total Income FNMA Pool	4,519.41	9,091.87
Income FHLMC Pool			
0-0-4263.001	FHLMC PL C91820 #AV3	245.31	492.48
0-0-4263.002	FHLMC PL C91816 #AR2	474.23	951.78
0-0-4263.003	FHLMC PL A13570 #6F1	148.77	297.94
0-0-4263.004	FHLMC PL A23557 #5S9	988.19	1,979.92
0-0-4263.005	FHLMC PL G08008 #AJ9	7.88	15.83
0-0-4263.006	FHLMC PL A38978 #6P0	34.08	68.29
0-0-4263.007	FHLMC PL G08087 #CZ1	104.90	212.77
0-0-4263.008	FHLMC PL A51101 #GJ8	14.91	29.86
0-0-4263.009	FHLMC PL A54908 #NZ5	236.72	473.88
0-0-4263.010	FHLMC PL A54224 #VR6	4.31	8.64
0-0-4263.011	FHLMC PL A53752 #EZ7	475.44	951.98
0-0-4263.012	FHLMC PL A62706 #AF7	56.35	115.58
0-0-4263.013	FHLMC PL A64158 #TP2	22.02	44.10
0-0-4263.014	FHLMC PL A67491 #KC2	28.05	56.15
0-0-4263.015	FHLMC PL A69472 #QZ6	54.60	109.29
0-0-4263.016	FHLMC PL A75230 #Y33	49.32	100.80
0-0-4263.017	FHLMC PL G04176 #6M7	48.12	97.41
0-0-4263.018	FHLMC PL A77977 #2J6	29.36	58.77
0-0-4263.019	FHLMC PL G04816 #VH8	123.05	249.42

(This statement is continued on the following pages.)

Lisle-Woodridge Firefighters's Pension Fund
Revenue Report
February 29, 2016

		<u>Current Month</u>	<u>Year to Date</u>
Income Fixed Income Securities (Continued)			
Income FHLMC Pool (Continued)			
0-0-4263.020	FHLMC PL G05507 #NY8	\$ 86.21	\$ 174.12
0-0-4263.021	FHLMC PL G05518 #PB6	91.43	185.27
0-0-4263.022	FHLMC PL C09032 #A91	232.61	467.16
0-0-4263.023	FHLMC PL G08542 #S84	527.75	1,067.79
0-0-4263.024	FHLMC PL Q30081 #CT8	452.30	905.48
0-0-4263.025	FHLMC PL G08601 #U32	716.17	1,443.95
0-0-4263.026	FHLMC PL G08632 #V23	433.55	871.05
0-0-4263.027	FHLMC PL G08670 #W89	347.59	696.46
	Total Income FHLMC Pool	<u>6,033.22</u>	<u>12,126.17</u>
Income FNMA Notes			
0-0-4287.001	FNMA NOTE #YT4	559.50	559.50
0-0-4287.004	FNMA NOTE #E33	-	1,350.00
	Total Income FNMA Notes	<u>559.50</u>	<u>1,909.50</u>
Change in Accrued Interest Rec			
0-0-4295.001	CHANGE IN ACCR INTEREST REC	<u>(6,901.73)</u>	<u>(6,901.73)</u>
	Total Change in Accrued Interest Rec	<u>(6,901.73)</u>	<u>(6,901.73)</u>
Gains (Losses) on Securities			
0-0-4300.001	UNREALIZED GAINS (LOSSES)	304,882.58	304,882.58
0-0-4400.001	GAIN (LOSS) - SALE OF SECURITY	<u>(16,512.77)</u>	<u>(33,572.82)</u>
	Total Gains (Losses) on Securities	<u>288,369.81</u>	<u>271,309.76</u>
	Total Income Fixed Income Securities	<u>341,012.71</u>	<u>364,745.35</u>
Income Equity Securities			
Income Stock Equities			
Income/Dividends Stock Equities			
0-0-4450.001	DVD - UBS - RNC GENTER	4,184.99	7,959.25
0-0-4450.002	DVD - UBS - CHILTON	3,102.75	11,251.35
0-0-4450.003	DVD - UBS - STONEBRIDGE	8,294.35	13,319.26
	Total Income/Dividends Stock Equities	<u>15,582.09</u>	<u>32,529.86</u>
Income/Gain (Loss) Stock Equities			
0-0-4460.001	G/L - UBS - RNC GENTER	(101,018.70)	(101,018.70)
0-0-4460.002	G/L - UBS - CHILTON	(60,817.44)	(60,817.44)
0-0-4460.003	G/L - UBS - STONEBRIDGE	<u>(39,648.10)</u>	<u>(39,648.10)</u>
	Total Income/Gain (Loss) Stock Equities	<u>(201,484.24)</u>	<u>(201,484.24)</u>
	Total Income Stock Equities	<u>(185,902.15)</u>	<u>(168,954.38)</u>
Income Mutual Funds			
Income/Dividends Mutual Funds			
0-0-4550.006	DVD - BLACKROCK STRATEGIC INC	6,238.47	12,392.31
0-0-4550.007	DVD - PIONEER STRATEGIC INC	7,655.47	15,309.64
0-0-4550.009	DVD - SPDR BARCLAYS	3,698.70	77,379.63
	Total Income/Dividends Mutual Funds	<u>17,592.64</u>	<u>105,081.58</u>

(This statement is continued on the following page.)

Lisle-Woodridge Firefighters's Pension Fund

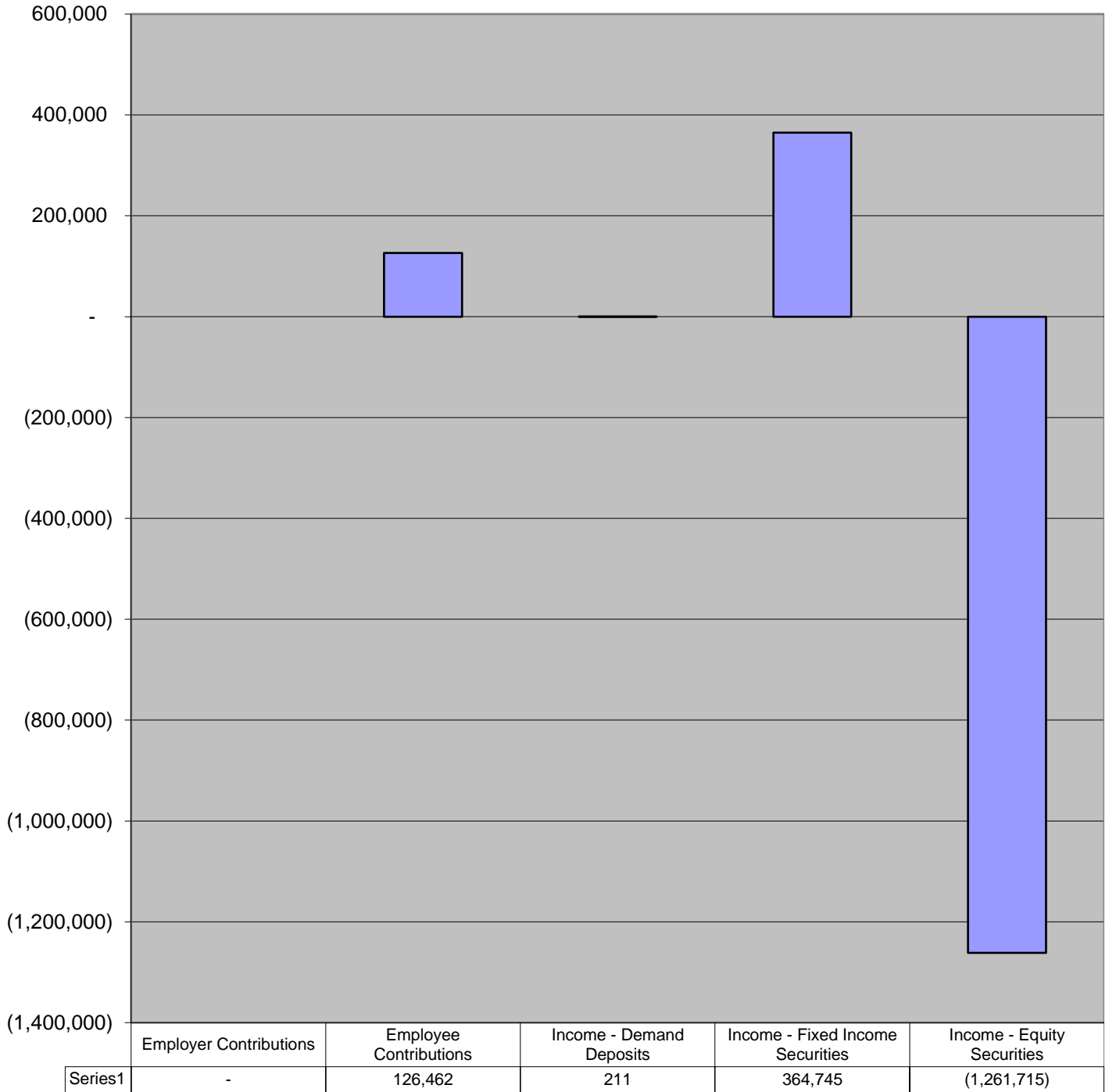
Revenue Report

February 29, 2016

		<u>Current Month</u>	<u>Year to Date</u>
Income Equity Securities (Continued)			
Income Mutual Funds (Continued)			
Income/Gain (Loss) Mutual Funds			
0-0-4560.001	G/L - LAZARD EMERGING MKTS	\$ (81,983.24)	\$ (81,983.24)
0-0-4560.002	G/L - FMI COMMON STOCK	(52,358.35)	(52,358.35)
0-0-4560.003	G/L - INVESCO INTL GROWTH	(159,085.52)	(159,085.52)
0-0-4560.004	G/L - MFS INTL VALUE	(113,823.16)	(113,823.16)
0-0-4560.005	G/L - LOOMIS SAYLES GROWTH	(157,934.85)	(157,934.85)
0-0-4560.006	G/L - BLACKROCK STRATEGIC INC	(44,386.64)	(44,386.64)
0-0-4560.007	G/L - PIONEER STRATEGIC INC	(23,349.74)	(23,349.74)
0-0-4560.008	G/L - WELLS FARGO ABS RETURN	(126,465.67)	(126,465.67)
0-0-4560.009	G/L - SPDR BARCLAYS	(72,196.80)	(72,196.80)
0-0-4560.010	G/L - INVESCO S&P 500	(119,628.91)	(119,628.91)
0-0-4560.011	G/L - JP MORGAN FDS UNDIS MGRS BEHA ^V	(94,009.27)	(94,009.27)
0-0-4560.012	G/L - UNDISCOVERED MG BH VL SL	(12,172.22)	(12,172.22)
0-0-4560.013	G/L - ISHARES CORE EMERG MKTS	(140,448.23)	(140,448.23)
	Total Income/Gain (Loss) Mutual Funds	<u>(1,197,842.60)</u>	<u>(1,197,842.60)</u>
	Total Income Mutual Funds	<u>(1,180,249.96)</u>	<u>(1,092,761.02)</u>
	Total Income Equity Securities	<u>(1,366,152.11)</u>	<u>(1,261,715.40)</u>
	Total Income Cash and Investments	<u>(1,025,020.46)</u>	<u>(896,759.08)</u>
TOTAL REVENUES		<u>\$ (961,810.74)</u>	<u>\$ (770,297.26)</u>

(See accountant's compilation report.)

**Lisle-Woodridge Firefighter's Pension Fund
Revenues
For Two Months Ended February 29, 2016**



(See accountant's compilation report.)

Lisle-Woodridge Firefighter's Pension Fund

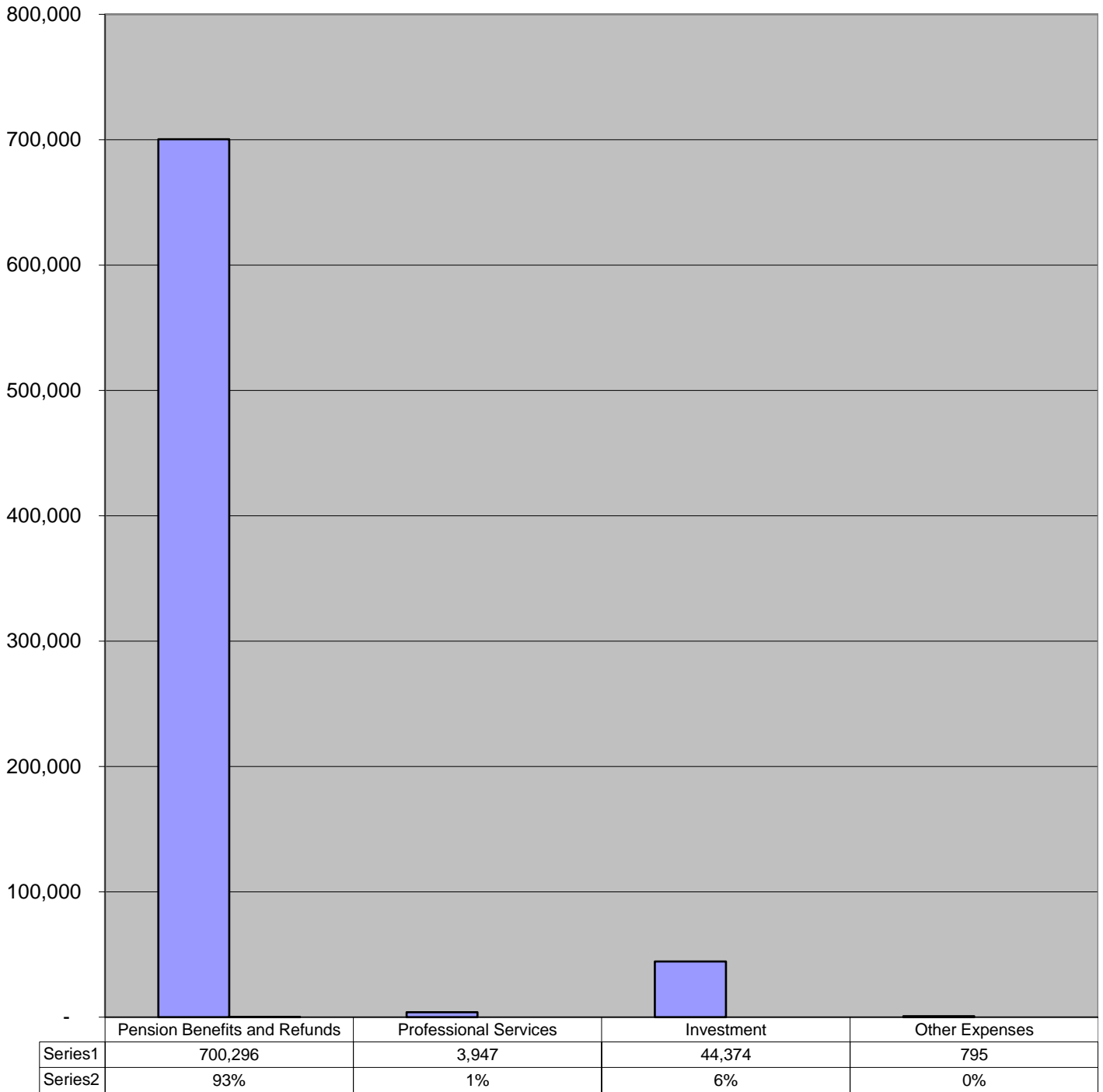
Expense Report

For the Two Months Ended February 29, 2016

		<u>Current Month</u>	<u>Year to Date</u>
Expenses			
Administrative			
Pension Benefits and Refunds			
0-0-5020.000	SERVICE PENSIONS	\$ 311,518.82	\$ 620,045.83
0-0-5030.000	NON-DUTY DISABILITY PENSIONS	6,802.50	13,605.00
0-0-5040.000	DUTY DISABILITY PENSIONS	22,807.32	45,614.64
0-0-5050.000	OCCUPATIONAL DISEASE PENSIONS	8,358.67	16,717.34
0-0-5060.000	SURVIVING SPOUSE PENSIONS	2,156.35	4,312.70
	Total Pension Benefit and Refunds	<u>351,643.66</u>	<u>700,295.51</u>
Professional Services			
0-0-5170.003	ACCOUNTING & BOOKKEEPING SERV	2,737.50	2,737.50
0-0-5170.005	LEGAL SERVICES	125.00	1,125.00
0-0-5170.006	PUBLIC STENOGRAPHER/CT REPORT	84.62	84.62
	Total Professional Services	<u>2,947.12</u>	<u>3,947.12</u>
Investment			
0-0-5190.001	INVESTMENT MGR/ADVISOR FEES	5,725.02	44,340.62
0-0-5190.004	SAFE DEPOSIT AND BANK FEES	85.00	33.00
	Total Investment	<u>5,810.02</u>	<u>44,373.62</u>
Other Expenses			
0-0-5290.026	ASSOCIATION DUES	-	795.00
	Total Other Expenses	<u>-</u>	<u>795.00</u>
	Total Administrative	<u>8,757.14</u>	<u>749,411.25</u>
TOTAL EXPENSES		<u>\$ 360,400.80</u>	<u>\$ 749,411.25</u>

(See accountant's compilation report.)

**Lisle-Woodridge Firefighter's Pension Fund
Expenses
For Two Months Ended February 29, 2016**



(See accountant's compilation report.)

Lisle-Woodridge Firefighter's Pension Fund
Summary of Property Tax Receipts through February 29, 2016
Dupage County and Will County

	<u>Total Property Taxes</u>
Fiscal Year Ending December 31, 2016	
Per Property Tax Remittances:	
Total DuPage County Collections	\$ -
Total Will County Collections	<u>-</u>
Total Collections	<u><u>\$ -</u></u>

Lisle-Woodridge Firefighter's Pension Fund
Summary of Property Tax Receipts through February 29, 2016
DuPage County

Fiscal Year Ending December 31, 2016	<u>2015 Taxes</u>
	<u>\$ -</u>
SUMMARY	<u>2015 Taxes</u>
TOTAL COLLECTED	<u>\$ -</u>
TAX LEVIED	<u>*</u>
TAX EXTENDED	<u>*</u>
% COLLECTED	<u>*</u>
EXTENDED LESS COLLECTED	<u>*</u>

Lisle-Woodridge Firefighter's Pension Fund
Summary of Property Tax Receipts through February 29, 2016
Will County

	2015 Taxes
Fiscal Year Ending December 31, 2016	
1/11/2016	
	\$ -
SUMMARY	2015 Taxes
TOTAL COLLECTED	\$ -
TAX LEVIED	*
TAX EXTENDED	*
% COLLECTED	*
EXTENDED LESS COLLECTED	*

(See accountant's compilation report.)