

**LISLE-WOODRIDGE FIREFIGHTER'S PENSION FUND**

**ACCOUNTANT'S COMPILATION REPORT**

For the Year Ended  
December 31, 2016



**LISLE-WOODRIDGE FIREFIGHTER’S PENSION FUND**  
**TABLE OF CONTENTS**

---

|   | <u>Page(s)</u> |
|---|----------------|
| ACCOUNTANT’S COMPILATION REPORT.....                | 1              |
| GENERAL PURPOSE FINANCIAL STATEMENTS                |                |
| Statement of Fiduciary Net Position.....            | 2              |
| Statement of Changes in Fiduciary Net Position..... | 3              |
| SUPPLEMENTARY INFORMATION                           |                |
| Balance Sheet.....                                  | 4-10           |
| Cash and Investments Chart.....                     | 11             |
| Revenue Report.....                                 | 12-20          |
| Revenues Chart.....                                 | 21             |
| Expense Report.....                                 | 22             |
| Expenses Chart.....                                 | 23             |
| Property Tax Revenue Analysis.....                  | 24-26          |
| • DuPage County                                     |                |
| • Will County                                       |                |
| Cash Flow Projections Report                        |                |
| FY2017.....   | 27             |
| FY2016.....   | 28             |



630.566.8400 // [www.sikich.com](http://www.sikich.com)

1415 W. Diehl Road, Suite 400  
Naperville, Illinois 60563

Certified Public Accountants & Advisors  
Members of American Institute of Certified Public Accountants

## ACCOUNTANT'S COMPILATION REPORT

The Honorable President  
Members of the Board of Trustees  
Lisle-Woodridge Firefighter's Pension Fund  
Lisle, Illinois 60532

Management is responsible for the accompanying statement of fiduciary net position of the Lisle-Woodridge Firefighter's Pension Fund, a pension trust fund of the Lisle-Woodridge Fire Protection District of Lisle, Illinois, as of December 31, 2016 and the related statement of changes in fiduciary net position for the year ended December 31, 2016. We have performed a compilation engagement in accordance with Statements on Standards for Accounting and Review Services promulgated by the Accounting and Review Services Committee of the AICPA. We did not audit or review the financial statements nor were we required to perform any procedures to verify the accuracy or completeness of the information provided by management. Accordingly, we do not express an opinion, a conclusion, nor provide any form of assurance on these financial statements.

The accompanying supplementary information is presented for purposes of additional analysis and is not a required part of the basic financial statements. Such information is the responsibility of management. The supplementary information was subject to our compilation engagement. We have not audited or reviewed the supplementary information and do not express an opinion, a conclusion, nor provide any assurance on such supplementary information.

Management has elected to omit substantially all of the disclosures required by accounting principles generally accepted in the United States of America. If the omitted disclosures were included in the financial statements, they might influence the user's conclusions about the Firefighter's Pension Fund's assets, liabilities, net position, additions and deductions. Accordingly, these financial statements are not designed for those who are not informed about such matters.

*Sikich LLP*

Naperville, Illinois  
January 9, 2017

## **BASIC FINANCIAL STATEMENTS**

**Lisle-Woodridge Firefighter's Pension Fund**

Statement of Fiduciary Net Position

December 31, 2016

---

**ASSETS**

Cash and Investments

|                             |    |               |
|-----------------------------|----|---------------|
| Demand Deposits             | \$ | 1,250,377.63  |
| Corporate Bonds             |    | 8,361,561.42  |
| US Treasury Notes           |    | 5,880,110.97  |
| US Treasury Bonds           |    | 885,662.88    |
| FNMA Pool                   |    | 901,118.12    |
| FHLMC Pool                  |    | 2,145,035.65  |
| FFCB Bonds                  |    | 137,000.00    |
| FNMA Notes                  |    | 610,326.38    |
| Unrealized Gains (Losses)   |    | (9,943.89)    |
| Stock Equities              |    | 5,782,577.62  |
| Mutual Funds                |    | 32,733,216.55 |
| Other Assets                |    |               |
| Prepays                     |    | 795.00        |
| Accrued Interest Receivable |    | 120,750.83    |

Total Assets 58,798,589.16

**LIABILITIES**

Accounts Payable 1,199.54

**NET POSITION RESTRICTED FOR PENSIONS** \$ 58,797,389.62

(See accountant's compilation report.)

**Lisle- Woodridge Firefighter's Pension Fund**  
Statement of Changes in Fiduciary Net Position  
For the Year Ended December 31, 2016

**ADDITIONS**

|                                      |  |                  |
|--------------------------------------|--|------------------|
| Contributions                        |  |                  |
| Employer Contributions               |  | \$ 4,097,260.77  |
| Employee Contributions               |  | 820,908.92       |
|                                      |  | 4,918,169.69     |
|                                      |  |                  |
| Investment Income                    |  |                  |
| Net Appreciations (Depreciation)     |  |                  |
| in Fair Value of Investments         |  |                  |
| Fixed Income Securities              |  | (14,487.93)      |
| Stock Equity                         |  | 299,413.28       |
| Mutual Funds                         |  | 1,999,884.71     |
| Interest                             |  |                  |
| Demand Deposits                      |  | 2,078.09         |
| Fixed Income Securities              |  | 561,003.69       |
| Stock Equity                         |  | 251,025.76       |
| Mutual Funds                         |  | 834,987.76       |
|                                      |  | 3,933,905.36     |
|                                      |  |                  |
| Less Investment Expense              |  | (178,251.84)     |
|                                      |  | 3,755,653.52     |
|                                      |  |                  |
| Other Income                         |  | 150.00           |
|                                      |  | 8,673,973.21     |
|                                      |  |                  |
| <b>DEDUCTIONS</b>                    |  |                  |
| Pension Benefits and Refunds         |  |                  |
| Pension Benefits                     |  | 4,408,121.35     |
| Administrative Expenses              |  |                  |
| Insurance                            |  | 14,030.00        |
| Professional Services                |  | 60,384.73        |
| Other Expenses                       |  | 10,315.52        |
|                                      |  | 4,492,851.60     |
|                                      |  |                  |
| Net Increase (Decrease)              |  | 4,181,121.61     |
|                                      |  |                  |
| Net Position Restricted for Pensions |  |                  |
| January 1                            |  | 54,616,268.01    |
|                                      |  |                  |
| <b>End of Period</b>                 |  | \$ 58,797,389.62 |

(See accountant's compilation report.)

**SUPPLEMENTARY INFORMATION**

**Lisle-Woodridge Firefighter's Pension Fund**

Balance Sheet

December 31, 2016

---

**Demand Deposits**

|              |                               |    |              |
|--------------|-------------------------------|----|--------------|
| 0-0-1100.001 | PETTY CASH                    | \$ | 100.00       |
| 0-0-1102.001 | CK - MB FINANCIAL #4710000418 |    | 26,117.32    |
| 0-0-1105.001 | UBS-EM22472 CASH              |    | 571,891.44   |
| 0-0-1105.002 | UBS-EM22475 LAZARD            |    | 0.56         |
| 0-0-1105.003 | UBS-EM22478 FMI               |    | 2,134.93     |
| 0-0-1105.004 | UBS-EM22480 INVESCO           |    | 9.64         |
| 0-0-1105.005 | UBS-EM22487 PACIFIC INCOME    |    | 54,521.02    |
| 0-0-1105.006 | UBS-EM22500 RNC GENTER        |    | 62,976.76    |
| 0-0-1105.007 | UBS-EM22958 MFS               |    | 0.66         |
| 0-0-1105.008 | UBS-EM24449 BRADFORD          |    | 407,885.10   |
| 0-0-1105.009 | UBS-EM24453 HILTON            |    | 9,265.72     |
| 0-0-1105.010 | UBS-EM24456 STONEBRIDGE       |    | 67,926.82    |
| 0-0-1105.011 | UBS-EM24457 LOOMIS SAYLES     |    | 0.21         |
| 0-0-1105.012 | UBS-EM24458 BLACKROCK         |    | 0.10         |
| 0-0-1105.013 | UBS-EM24460 PIONEER INCOME    |    | 176.25       |
| 0-0-1105.014 | UBS-EM24465 WELLS FARGO       |    | 0.02         |
| 0-0-1105.015 | UBS-EM24466 BARCLAYS          |    | 11,401.90    |
| 0-0-1105.016 | UBS-EM24468 INVESCO SP 500    |    | 0.87         |
| 0-0-1105.017 | UBS-EM24469 JPMORGAN          |    | 1,500.42     |
| 0-0-1105.018 | UBS-EM24478 ISHARES           |    | 34,467.89    |
|              |                               |    | <hr/>        |
|              | Total Demand Deposits         |    | 1,250,377.63 |

**Corporate Bonds**

|              |                              |  |            |
|--------------|------------------------------|--|------------|
| 0-0-1151.002 | REGIONS FINL CORP #AJ9       |  | 50,017.76  |
| 0-0-1151.003 | FIFTH THIRD BANCORP #AD2     |  | 74,247.39  |
| 0-0-1151.004 | STANLEY BLACK & DECKER #AB7  |  | 50,019.10  |
| 0-0-1151.005 | ARES CAPITAL CORP #AN3       |  | 41,859.43  |
| 0-0-1151.006 | SYNCHRONY FINL #AJ2          |  | 39,989.60  |
| 0-0-1151.008 | RAYMOND JAMES #AB5           |  | 60,235.16  |
| 0-0-1151.012 | AT&T INC #CL4                |  | 98,060.00  |
| 0-0-1151.014 | PNC FUNDING CORP #BL6        |  | 92,777.70  |
| 0-0-1151.016 | PRIVATE EXPT FDG #DV1        |  | 110,708.07 |
| 0-0-1151.017 | FIDELITY NATL #AP1           |  | 44,941.05  |
| 0-0-1151.019 | MEAD JOHNSON NUTRITION #AJ5  |  | 45,067.99  |
| 0-0-1151.021 | STIFEL FINANCIAL #AE2        |  | 44,826.30  |
| 0-0-1151.030 | TD AMERITRADE #AE8           |  | 51,058.85  |
| 0-0-1151.033 | REGENCY ENERGY PARTNERS #AG3 |  | 62,309.94  |
| 0-0-1151.036 | INTERPUB GROUP #BL3          |  | 104,914.24 |
| 0-0-1151.037 | ESSEX PORTFOLIO LP #AN7      |  | 52,456.62  |
| 0-0-1151.038 | NATIONAL RETAIL PROP #AG1    |  | 51,953.53  |
| 0-0-1151.046 | CAPITAL ONE FINANCIAL #BJ3   |  | 69,925.80  |
| 0-0-1151.047 | MORGAN STANLEY #7X1          |  | 48,675.61  |
| 0-0-1151.050 | HAWAIIAN AIRLINES #AA5       |  | 88,829.20  |
| 0-0-1151.052 | CBRE SERVICES INC #AD2       |  | 49,620.00  |
| 0-0-1151.053 | CITIGROUP INC #JC6           |  | 71,133.01  |
| 0-0-1151.054 | KILROY REALTY #AK8           |  | 52,170.91  |
| 0-0-1151.055 | VERIZON COMM #CQ5            |  | 71,192.75  |
| 0-0-1151.061 | GOLDMAN SACHS #AF3           |  | 24,837.50  |
| 0-0-1151.066 | WELLS FARGO & CO #RN3        |  | 26,311.20  |

(This statement is continued on the following pages.)



**Lisle-Woodridge Firefighter's Pension Fund**

Balance Sheet (Continued)

December 31, 2016

**Corporate Bonds (Continued)**

|              |                             |    |            |
|--------------|-----------------------------|----|------------|
| 0-0-1151.067 | US BANCORP #AY2             | \$ | 40,059.94  |
| 0-0-1151.068 | US AIRWAYS #AA1             |    | 88,376.69  |
| 0-0-1151.075 | WELLS FARGO & CO #FG0       |    | 79,516.44  |
| 0-0-1151.076 | BAFC NTS #DX4               |    | 82,023.48  |
| 0-0-1151.079 | DU PONT DE NEMOURS #BW8     |    | 85,270.28  |
| 0-0-1151.081 | RPM INTL INC #AR4           |    | 83,772.74  |
| 0-0-1151.082 | BOEING CAPITAL #AL8         |    | 83,338.31  |
| 0-0-1151.083 | LABORATORY CORP #AR3 -PI    |    | 79,910.40  |
| 0-0-1151.085 | EXELON CORP NTS #AH4        |    | 74,985.75  |
| 0-0-1151.086 | BB&T CORP MED #AU7          |    | 74,958.00  |
| 0-0-1151.087 | CARLISLE COS INC #AE0       |    | 81,483.66  |
| 0-0-1151.088 | PROLOGIS LP #AY7            |    | 94,984.80  |
| 0-0-1151.089 | TEXTRON INC #BT7            |    | 69,885.20  |
| 0-0-1151.091 | GOLDMAN SACHS GROUP #GQ1    |    | 76,220.00  |
| 0-0-1151.092 | OWENS & MINOR #AD4          |    | 79,631.20  |
| 0-0-1151.093 | CITIGROUP INC #FT3          |    | 75,703.95  |
| 0-0-1151.094 | J P MORGAN CHASE #JD3       |    | 101,309.51 |
| 0-0-1151.095 | MICROSOFT CORP #BA1         |    | 79,861.60  |
| 0-0-1151.097 | AMERICAN TOWER #AA8 -PI     |    | 80,529.93  |
| 0-0-1151.099 | EASTMAN CHEMICAL #AN0       |    | 38,795.64  |
| 0-0-1151.100 | AGILENT TECHNOLOGIES #AH4   |    | 77,403.20  |
| 0-0-1151.101 | NBCUNIVERSAL MEDIA #AH3     |    | 74,721.20  |
| 0-0-1151.102 | GATX CORP #AQ6              |    | 66,802.78  |
| 0-0-1151.105 | STARBUCKS CORP #AD1         |    | 74,682.75  |
| 0-0-1151.106 | MOSAIC CO #AC7              |    | 75,212.99  |
| 0-0-1151.107 | STATOIL ASA #AK8            |    | 54,162.35  |
| 0-0-1151.108 | FMC CORP NTS #AS4           |    | 74,880.00  |
| 0-0-1151.109 | HOME DEPOT #BC5             |    | 74,610.75  |
| 0-0-1151.110 | SIGNET UK FIN #AA1          |    | 74,699.25  |
| 0-0-1151.111 | MONSANTO CO #AU5            |    | 72,874.50  |
| 0-0-1151.112 | TYCO ELECTRONICS #AR8       |    | 74,710.50  |
| 0-0-1151.113 | CADENCE DESIGN SYS #AL2     |    | 64,749.10  |
| 0-0-1151.115 | ZIMMER HOLDINGS #AF9        |    | 79,812.00  |
| 0-0-1151.116 | FISERV INC #AP3             |    | 74,949.75  |
| 0-0-1151.117 | CVS CAREMARK CORP #CL2      |    | 60,175.03  |
| 0-0-1151.118 | COCA COLA BOT #AK8 -PI      |    | 69,982.50  |
| 0-0-1151.119 | WORTHINGTON INDUSTRIES #AE2 |    | 64,862.85  |
| 0-0-1151.120 | AMER AIRLN 15-2 #AB2        |    | 78,107.73  |
| 0-0-1151.122 | PARKER HANNIFIN #AM7        |    | 79,914.40  |
| 0-0-1151.124 | DUKE ENERGY CAROLINAS #AE4  |    | 89,630.30  |
| 0-0-1151.125 | STANLEY BLACK & DECKER #AA9 |    | 78,857.60  |
| 0-0-1151.126 | GRAINGER W W INC #AB0       |    | 74,939.25  |
| 0-0-1151.127 | BLACK HILLS #AK5            |    | 49,938.50  |
| 0-0-1151.128 | ANHEUSER BUSCH #AN6         |    | 40,403.04  |
| 0-0-1151.140 | BERKSHIRE HATHAWAY #BS6     |    | 40,004.88  |
| 0-0-1151.141 | TOTAL SYS SERVICES #AD1     |    | 54,876.80  |
| 0-0-1151.143 | E TRADE #BL7                |    | 47,756.25  |
| 0-0-1151.145 | SYSCO #BD8                  |    | 50,072.20  |
| 0-0-1151.147 | HANOVER INS. #AF2 BRADFORD  |    | 44,895.15  |
| 0-0-1151.148 | TRI-STATE #AH1              |    | 42,005.27  |

(This statement is continued on the following pages.)

**Lisle-Woodridge Firefighter's Pension Fund**

Balance Sheet (Continued)

December 31, 2016

**Corporate Bonds (Continued)**

|              |  |    |           |
|--------------|--|----|-----------|
| 0-0-1151.149 | ONEOK PARTNERS #AL7                      | \$ | 44,850.85 |
| 0-0-1151.150 | EQUIFAX #AK1                             |    | 69,966.40 |
| 0-0-1151.152 | BRIXMOR OPERATING PART #AA1              |    | 44,279.08 |
| 0-0-1151.156 | SOUTHERN CO NTS #CU9                     |    | 54,953.25 |
| 0-0-1151.157 | CVS HEALTH CORP #CT5                     |    | 54,846.55 |
| 0-0-1151.158 | COLUMBIA PIPELINE #AF6                   |    | 47,562.75 |
| 0-0-1151.160 | DOMINION RESOURCES #BU2                  |    | 45,125.68 |
| 0-0-1151.163 | AETNA INC #AY4                           |    | 44,813.25 |
| 0-0-1151.164 | UNDER ARMOUR #AA5                        |    | 49,788.50 |
| 0-0-1151.167 | PRUDENTIAL FIN #AK8                      |    | 49,971.41 |
| 0-0-1151.169 | NEW YORK & PRESBY #AD6                   |    | 59,997.60 |
| 0-0-1151.170 | MOLSON COORS BREWING #AH3                |    | 36,788.80 |
| 0-0-1151.171 | ORACLE CORP #BJ3                         |    | 59,989.20 |
| 0-0-1151.173 | JPMORGAN CHASE & CO #NJ5                 |    | 81,387.00 |
| 0-0-1151.175 | APPLE #CD0                               |    | 69,814.50 |
| 0-0-1151.176 | JP MORGAN CHASE #KG3                     |    | 85,000.00 |
| 0-0-1151.178 | CELANESE US #AD6                         |    | 71,752.55 |
| 0-0-1151.180 | BK OF NY MELLON #AD5                     |    | 89,843.40 |
| 0-0-1151.182 | AIR LEASE CORP #AN4                      |    | 58,906.91 |
| 0-0-1151.183 | BUNGE LTD FIN #AX8                       |    | 80,381.62 |
| 0-0-1151.184 | ARCHER-DANIELS #BL5                      |    | 80,550.09 |
| 0-0-1151.185 | INTL PAPER CO #CP6                       |    | 79,699.20 |
| 0-0-1151.186 | VALERO ENERGY CORP #AU4                  |    | 34,879.25 |
| 0-0-1151.187 | THERMO FISHER SCIENTIFIC #BR2            |    | 44,454.15 |
| 0-0-1151.189 | KITE REALTY #AA1                         |    | 64,739.35 |
| 0-0-1151.190 | GOLDMAN SACHS #AG5                       |    | 44,953.65 |
| 0-0-1151.191 | FLOWERS FOODS #AB7                       |    | 74,716.25 |
| 0-0-1151.192 | CABOT CORP #AK7                          |    | 79,879.20 |
| 0-0-1151.193 | INGREDION INC #AB8 - PI                  |    | 79,965.60 |
| 0-0-1151.194 | SHIRE ACQ INV IRELAND #AB5               |    | 80,304.80 |
| 0-0-1151.196 | PHILLIPS 66 PARTNERS #AE8                |    | 24,825.77 |
| 0-0-1151.197 | BANK OF AMER CORP #FZ7                   |    | 70,000.00 |
| 0-0-1151.198 | AMERICAN TOWER CORP #AD2                 |    | 56,798.44 |
| 0-0-1151.199 | WELLS GARGO & CO #SH5                    |    | 39,907.60 |
| 0-0-1151.200 | SEMPRA ENERGY #AZ2                       |    | 94,903.10 |
| 0-0-1151.201 | XYLEM INC B/E #AJ9                       |    | 79,835.20 |
| 0-0-1151.202 | ERP OPERATING LP B/E #BF9                |    | 79,472.80 |
| 0-0-1151.204 | UNITED TECHNOLOGIES CORP #CH0            |    | 29,939.70 |
| 0-0-1151.205 | KINDER MORGAN ENERGY #BS4                |    | 76,978.50 |
| 0-0-1151.206 | BUCKEYE PARTNERS #AQ4                    |    | 24,911.00 |
| 0-0-1151.207 | OCCIDENTAL PETROLEUM #CM5                |    | 54,768.45 |
| 0-0-1151.208 | AFLAC INC #AF9                           |    | 15,366.17 |
| 0-0-1151.209 | ABBVIE INC #AS8                          |    | 81,449.60 |
| 0-0-1151.210 | GOLDMAN SACHS GROUP INC #AH3             |    | 24,935.25 |
| 0-0-1151.211 | HOLLYFRONTIER CORP #AA6                  |    | 55,054.00 |
| 0-0-1151.212 | MPLX LP #AC4                             |    | 57,235.75 |
| 0-0-1151.213 | ABBOTT LABS #BF6 BRADFORD                |    | 54,590.80 |
| 0-0-1151.214 | BROADRIDGE FINANCIAL #AC7 PACIFIC INCOME |    | 79,671.20 |
| 0-0-1151.215 | ABBOTT LABS #BF6 PACIFIC INCOME          |    | 79,404.80 |
| 0-0-1151.216 | HANOVER INS. #AF2 PACIFIC INCOME         |    | 69,836.90 |

(This statement is continued on the following pages.)

**Lisle-Woodridge Firefighter's Pension Fund**

Balance Sheet (Continued)

December 31, 2016

**Corporate Bonds (Continued)**

|              |                             |    |                     |
|--------------|-----------------------------|----|---------------------|
| 0-0-1151.217 | VALERO ENERGY PARTNERS #AA0 | \$ | 50,013.10           |
| 0-0-1151.218 | EPR PROPERTIES #AC3         |    | 49,214.50           |
| 0-0-1151.219 | UNITE 2014-2 #AA4           |    | 82,255.35           |
| 0-0-1151.220 | UNUM GROUP #AK2             |    | 25,075.25           |
| 0-0-1151.221 | TRANSATLANTIC HLDGS #AB0    |    | 31,508.25           |
|              | Total Corporate Bonds       |    | <u>8,361,561.42</u> |

**US Treasury Notes**

|              |                            |  |                     |
|--------------|----------------------------|--|---------------------|
| 0-0-1252.006 | US TREASURY NOTE #SD3      |  | 285,015.37          |
| 0-0-1252.007 | US TREASURY NOTE #UN8      |  | 413,024.17          |
| 0-0-1252.019 | US TREASURY NOTE #NT3      |  | 15,805.13           |
| 0-0-1252.020 | US TREASURY NOTE #P46 - PI |  | 793,304.81          |
| 0-0-1252.036 | US TREASURY NOTE #NA4      |  | 287,688.12          |
| 0-0-1252.038 | US TREASURY NOTE #2C3      |  | 1,712,923.24        |
| 0-0-1252.040 | US TREASURY NOTE #S76      |  | 139,778.43          |
| 0-0-1252.041 | US TREASURY NOTE #2B5      |  | 552,720.81          |
| 0-0-1252.042 | US TREASURY NOTE #2F6      |  | 179,555.60          |
| 0-0-1252.043 | US TREASURY NOTE #2D1      |  | 29,878.09           |
| 0-0-1252.044 | US TREASURY NOTE #G20      |  | 402,223.83          |
| 0-0-1252.045 | US TREASURY NOTE #2G4      |  | 25,035.29           |
| 0-0-1252.046 | US TREASURY NOTE #T34      |  | 54,694.92           |
| 0-0-1252.047 | US TREASURY NOTE #T59      |  | 225,310.51          |
| 0-0-1252.048 | US TREASURY NOTE #U24      |  | 660,252.65          |
| 0-0-1252.049 | US TREASURY NOTE #T67      |  | 102,900.00          |
|              | Total US Treasury Notes    |  | <u>5,880,110.97</u> |

**US Treasury Bonds**

|              |                         |  |                   |
|--------------|-------------------------|--|-------------------|
| 0-0-1255.001 | US TREASURY BOND #PW2   |  | 539,515.18        |
| 0-0-1255.003 | US TREASURY BOND #QD3   |  | 207,417.07        |
| 0-0-1255.004 | US TREASURY BOND #QS0   |  | 36,120.33         |
| 0-0-1255.008 | US TREASURY BOND #RT7   |  | 102,610.30        |
|              | Total US Treasury Bonds |  | <u>885,662.88</u> |

**FNMA Pool**

|              |                     |  |           |
|--------------|---------------------|--|-----------|
| 0-0-1262.002 | FNMA PL 753098 #UX5 |  | 21,951.56 |
| 0-0-1262.003 | FNMA PL 725946 #P79 |  | 55,038.51 |
| 0-0-1262.004 | FNMA PL 799519 #G45 |  | 3,605.36  |
| 0-0-1262.005 | FNMA PL 799695 #NL9 |  | 15,981.80 |
| 0-0-1262.006 | FNMA PL 797665 #FE9 |  | 12,511.27 |
| 0-0-1262.007 | FNMA PL 844386 #CX5 |  | 947.67    |
| 0-0-1262.008 | FNMA PL 865200 #GH6 |  | 1,204.95  |
| 0-0-1262.009 | FNMA PL 831541 #ZE9 |  | 8,479.60  |
| 0-0-1262.010 | FNMA PL 891601 #RW2 |  | 3,338.45  |
| 0-0-1262.011 | FNMA PL 892239 #HQ4 |  | 5,821.46  |
| 0-0-1262.012 | FNMA PL 893427 #SQ7 |  | 2,436.92  |
| 0-0-1262.013 | FNMA PL 896535 #BC8 |  | 3,194.52  |
| 0-0-1262.014 | FNMA PL 900883 #2Q8 |  | 19,806.17 |

(This statement is continued on the following pages.)

**Lisle-Woodridge Firefighter's Pension Fund**

Balance Sheet (Continued)

December 31, 2016

---

**FNMA Pool (Continued)**

|              |                     |    |            |
|--------------|---------------------|----|------------|
| 0-0-1262.015 | FNMA PL 937289 #XS0 | \$ | 7,349.08   |
| 0-0-1262.016 | FNMA PL 940525 #LE9 |    | 702.55     |
| 0-0-1262.017 | FNMA PL 949244 #BM8 |    | 3,779.37   |
| 0-0-1262.018 | FNMA PL 966555 #H83 |    | 1,565.17   |
| 0-0-1262.019 | FNMA PL 968585 #RE2 |    | 2,454.75   |
| 0-0-1262.020 | FNMA PL 929301 #NS3 |    | 18,033.06  |
| 0-0-1262.021 | FNMA PL 983077 #CN5 |    | 10,288.97  |
| 0-0-1262.022 | FNMA PL 889409 #DN1 |    | 971.18     |
| 0-0-1262.023 | FNMA PL 930871 #FL0 |    | 34,335.22  |
| 0-0-1262.024 | FNMA PL AB9754 #ZU3 |    | 127,771.47 |
| 0-0-1262.025 | FNMA PL AB9763 #Z58 |    | 71,749.25  |
| 0-0-1262.026 | FNMA PL AB9774 #2G0 |    | 143,828.10 |
| 0-0-1262.027 | FNMA PL AS2764 #CA9 |    | 218,091.13 |
| 0-0-1262.028 | FNMA PL AY3728 #EA4 |    | 105,880.58 |

Total FNMA Pool 901,118.12

**FHLMC Pool**

|              |                      |  |            |
|--------------|----------------------|--|------------|
| 0-0-1263.001 | FHLMC PL C91820 #AV3 |  | 75,281.69  |
| 0-0-1263.002 | FHLMC PL C91816 #AR2 |  | 147,390.16 |
| 0-0-1263.003 | FHLMC PL A13570 #6F1 |  | 21,844.93  |
| 0-0-1263.004 | FHLMC PL A23557 #5S9 |  | 139,646.14 |
| 0-0-1263.005 | FHLMC PL G08008 #AJ9 |  | 1,314.44   |
| 0-0-1263.006 | FHLMC PL A38978 #6P0 |  | 6,695.68   |
| 0-0-1263.007 | FHLMC PL G08087 #CZ1 |  | 17,037.20  |
| 0-0-1263.008 | FHLMC PL A51101 #GJ8 |  | 1,968.34   |
| 0-0-1263.009 | FHLMC PL A54908 #NZ5 |  | 44,005.29  |
| 0-0-1263.010 | FHLMC PL A54224 #VR6 |  | 692.65     |
| 0-0-1263.011 | FHLMC PL A53752 #EZ7 |  | 39,920.31  |
| 0-0-1263.012 | FHLMC PL A62706 #AF7 |  | 6,912.09   |
| 0-0-1263.013 | FHLMC PL A64158 #TP2 |  | 2,601.54   |
| 0-0-1263.014 | FHLMC PL A67491 #KC2 |  | 4,549.25   |
| 0-0-1263.015 | FHLMC PL A69472 #QZ6 |  | 10,985.58  |
| 0-0-1263.016 | FHLMC PL A75230 #Y33 |  | 10,344.24  |
| 0-0-1263.017 | FHLMC PL G04176 #6M7 |  | 8,353.30   |
| 0-0-1263.018 | FHLMC PL A77977 #2J6 |  | 5,445.66   |
| 0-0-1263.019 | FHLMC PL G04816 #VH8 |  | 24,031.80  |
| 0-0-1263.020 | FHLMC PL G05507 #NY8 |  | 16,387.08  |
| 0-0-1263.021 | FHLMC PL G05518 #PB6 |  | 17,984.60  |
| 0-0-1263.022 | FHLMC PL C09032 #A91 |  | 68,407.55  |
| 0-0-1263.023 | FHLMC PL G08542 #S84 |  | 130,854.62 |
| 0-0-1263.024 | FHLMC PL Q30081 #CT8 |  | 144,991.86 |
| 0-0-1263.025 | FHLMC PL G08601 #U32 |  | 172,978.61 |
| 0-0-1263.026 | FHLMC PL G08632 #V23 |  | 123,139.11 |
| 0-0-1263.027 | FHLMC PL G08670 #W89 |  | 121,448.99 |
| 0-0-1263.031 | FHLMC PL G08697 #X39 |  | 17,961.71  |
| 0-0-1263.032 | FHLMC PL G08741 #ZF0 |  | 535,991.70 |
| 0-0-1263.033 | FHLMC PL G08742 #ZG8 |  | 225,869.53 |

Total FHLMC Pool 2,145,035.65

(This statement is continued on the following pages.)

**Lisle-Woodridge Firefighter's Pension Fund**

Balance Sheet (Continued)

December 31, 2016

---

|                                  |                                 |                         |
|----------------------------------|---------------------------------|-------------------------|
| <b>FFCB Bonds</b>                |                                 |                         |
| 0-0-1284.001                     | FFCB # 2K2                      | \$ 137,000.00           |
|                                  | Total FFCB Bonds                | <u>137,000.00</u>       |
| <b>FNMA Notes</b>                |                                 |                         |
| 0-0-1287.002                     | FNMA NOTE #RC5                  | 171,194.26              |
| 0-0-1287.004                     | FNMA NOTE #E33                  | 240,790.92              |
| 0-0-1287.005                     | FNMA NOTE #G72                  | <u>198,341.20</u>       |
|                                  | Total FNMA Notes                | <u>610,326.38</u>       |
| <b>Unrealized Gains (Losses)</b> |                                 |                         |
| 0-0-1300.001                     | UNREALIZED GAINS (LOSSES)       | <u>(9,943.89)</u>       |
|                                  | Total Unrealized Gains (Losses) | <u>(9,943.89)</u>       |
| <b>Stock Equities</b>            |                                 |                         |
| 0-0-1450.001                     | UBS - RNC GENTER                | 2,512,810.81            |
| 0-0-1450.002                     | UBS - CHILTON                   | 1,589,069.75            |
| 0-0-1450.003                     | UBS - STONEBRIDGE               | <u>1,680,697.06</u>     |
|                                  | Total Stock Equities            | <u>5,782,577.62</u>     |
| <b>Mutual Funds</b>              |                                 |                         |
| 0-0-1550.001                     | LAZARD EMERGING MKTS            | 2,479,359.33            |
| 0-0-1550.002                     | FMI COMMON STOCK                | 2,729,990.18            |
| 0-0-1550.003                     | INVESCO INTL GROWTH             | 2,952,455.90            |
| 0-0-1550.004                     | MFS INTL VALUE                  | 2,755,353.72            |
| 0-0-1550.005                     | LOOMIS SAYLES GROWTH            | 2,301,317.54            |
| 0-0-1550.006                     | BLACKROCK STRATEGIC INC         | 2,914,796.66            |
| 0-0-1550.007                     | PIONEER STRATEGIC INC           | 2,643,502.78            |
| 0-0-1550.008                     | WELLS FARGO ABS RETURN          | 3,677,601.57            |
| 0-0-1550.009                     | SPDR BARCLAYS                   | 1,618,109.90            |
| 0-0-1550.010                     | INVESCO S&P 500                 | 3,486,554.03            |
| 0-0-1550.011                     | JP MORGAN FDS UNDIS MGRS BEHAV  | 2,340,093.47            |
| 0-0-1550.012                     | UNDISCOVERED MG BH VL SL        | 374,103.97              |
| 0-0-1550.013                     | ISHARES CORE EMERG MKTS         | <u>2,459,977.50</u>     |
|                                  | Total Mutual Funds              | <u>32,733,216.55</u>    |
| <b>Other Assets</b>              |                                 |                         |
| 0-0-1800.000                     | PREPAIDS                        | 795.00                  |
| 0-0-1900.000                     | ACCRUED INTEREST RECEIVABLE     | <u>120,750.83</u>       |
|                                  | Total Other Assets              | <u>121,545.83</u>       |
| <b>TOTAL ASSETS</b>              |                                 | <u>\$ 58,798,589.16</u> |

(This statement is continued on the following page.)

**Lisle-Woodridge Firefighter's Pension Fund**

Balance Sheet (Continued)

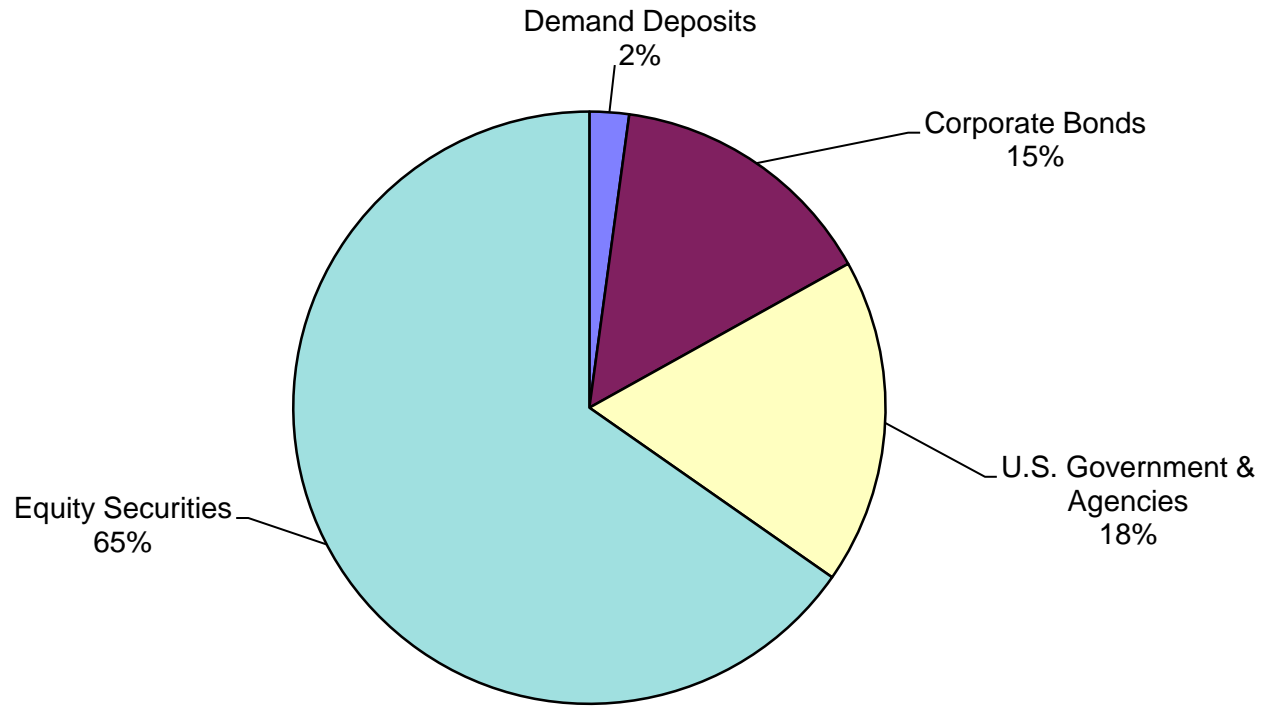
December 31, 2016

---

|   |                   |                         |
|---|-------------------|-------------------------|
| <b>LIABILITIES</b>                        |                   |                         |
| 0-0-2110.000                              | ACCOUNTS PAYABLE  | \$ 1,199.54             |
|   | Total Liabilities | <u>1,199.54</u>         |
| Fund Balance                              |                   |                         |
| 0-0-3000.001                              | FUND BALANCE      | <u>58,797,389.62</u>    |
| <b>TOTAL LIABILITIES AND FUND BALANCE</b> |                   | <u>\$ 58,798,589.16</u> |

(See accountant's compilation report.)

**Lisle-Woodridge Firefighter's Pension Fund  
Cash and Investments  
December 31, 2016**



(See accountant's compilation report.)

**Lisle-Woodridge Firefighter's Pension Fund**

Revenue Report

For the Year Ended December 31, 2016

|  |   | <u>Current Month</u> | <u>Year to Date</u> |
|--|---|----------------------|---------------------|
| <b>Revenues</b>                          |   |                      |                     |
| <b>Employer and Member Contributions</b> |   |                      |                     |
| <b>Employer Contributions</b>            |   |                      |                     |
| 0-0-4000.000                             | CURRENT TAX                               | \$ 14,464.09         | \$ 4,097,260.77     |
|  | Total Employer Contributions              | <u>14,464.09</u>     | <u>4,097,260.77</u> |
| <b>Employee Contributions</b>            |   |                      |                     |
| 0-0-4050.000                             | CONTRIBUTIONS - CURRENT YEAR              | <u>56,797.81</u>     | <u>820,908.92</u>   |
|  | Total Employee Contributions              | <u>56,797.81</u>     | <u>820,908.92</u>   |
|  | Total Employer and Employee Contributions | <u>71,261.90</u>     | <u>4,918,169.69</u> |
| <b>Income Cash and Investments</b>       |   |                      |                     |
| <b>Interest Demand Deposits</b>          |   |                      |                     |
| 0-0-4105.001                             | UBS-EM22472 CASH                          | 91.66                | 1,981.39            |
| 0-0-4105.003                             | UBS-EM22478 FMI                           | 0.01                 | 0.64                |
| 0-0-4105.005                             | UBS-EM22487 PACIFIC INCOME                | 9.95                 | 51.23               |
| 0-0-4105.006                             | UBS-EM22500 RNC GENTER                    | 0.66                 | 7.01                |
| 0-0-4105.007                             | UBS-EM22958 MFS                           | -                    | 0.39                |
| 0-0-4105.008                             | UBS-EM24449 BRADFORD                      | 3.19                 | 23.91               |
| 0-0-4105.009                             | UBS-EM24453 CHILTON                       | 0.01                 | 1.10                |
| 0-0-4105.010                             | UBS-EM24456 STONEBRIDGE                   | 0.88                 | 7.93                |
| 0-0-4105.011                             | UBS-EM24457 LOOMIS SAYLES                 | -                    | 0.16                |
| 0-0-4105.015                             | UBS-EM24466 BARCLAYS                      | 0.09                 | 2.58                |
| 0-0-4105.017                             | UBS-EM24469 JPMORGAN                      | 0.01                 | 0.34                |
| 0-0-4105.018                             | UBS-EM24478 ISHARES                       | -                    | 1.41                |
|  | Total Interest Demand Deposits            | <u>106.46</u>        | <u>2,078.09</u>     |
| <b>Income Fixed Income Securities</b>    |   |                      |                     |
| <b>Income Corporate Bonds</b>            |   |                      |                     |
| 0-0-4151.001                             | AETNA INC #AL2                            | -                    | 138.33              |
| 0-0-4151.002                             | REGIONS FINL CORP #AJ9                    | -                    | 1,000.00            |
| 0-0-4151.003                             | FIFTH THIRD BANCORP #AD2                  | 1,575.00             | 3,150.00            |
| 0-0-4151.004                             | STANLEY BLACK & DECKER #AB7               | -                    | 1,225.50            |
| 0-0-4151.005                             | ARES CAPITAL CORP #AN3                    | -                    | 1,950.00            |
| 0-0-4151.006                             | SYNCHRONY FINL #AJ2                       | -                    | 638.44              |
| 0-0-4151.007                             | PROSPECT CAPITAL #AN2                     | -                    | 1,613.89            |
| 0-0-4151.008                             | RAYMOND JAMES #AB5                        | -                    | 4,300.00            |
| 0-0-4151.009                             | LABORATORY CORP #AR3                      | -                    | 645.31              |
| 0-0-4151.010                             | LAM RESEARCH #AM0                         | -                    | 928.51              |
| 0-0-4151.011                             | ABBVIE INC #AT6                           | -                    | 372.92              |
| 0-0-4151.012                             | AT&T INC #CL4                             | 1,225.00             | 2,450.00            |
| 0-0-4151.013                             | GENL MOTORS FINL #AY2                     | -                    | 977.78              |
| 0-0-4151.014                             | PNC FUNDING CORP #BL6                     | -                    | 3,718.76            |
| 0-0-4151.015                             | GILEAD SCIENCES #BB8                      | -                    | 248.63              |
| 0-0-4151.016                             | PRIVATE EXPT FDG #DV1                     | -                    | 2,553.00            |
| 0-0-4151.017                             | FIDELITY NATL #AP1                        | -                    | 1,608.60            |
| 0-0-4151.018                             | DOMINION GAS #AK1                         | -                    | 1,029.00            |
| 0-0-4151.019                             | MEAD JOHNSON NUTRITION #AJ5               | -                    | 1,395.00            |

(This statement is continued on the following pages.)



**Lisle-Woodridge Firefighter's Pension Fund**

Revenue Report

For the Year Ended December 31, 2016

|   |                               | <u>Current Month</u> | <u>Year to Date</u> |
|---|-------------------------------|----------------------|---------------------|
| <b>Income Fixed Income Securities (Continued)</b> |                               |                      |                     |
| <b>Income Corporate Bonds (Continued)</b>         |                               |                      |                     |
| 0-0-4151.020                                      | INTERCONTINENTALEXCHANGE #AC8 | \$ -                 | \$ 381.94           |
| 0-0-4151.021                                      | STIFEL FINANCIAL #AE2         | 787.50               | 1,865.20            |
| 0-0-4151.022                                      | FIRST HORIZON NATL #AB1       | -                    | 1,421.88            |
| 0-0-4151.023                                      | AUTONATION INC #AL6           | -                    | 730.96              |
| 0-0-4151.024                                      | AIR LEASE CORP #AM6           | -                    | 1,900.37            |
| 0-0-4151.025                                      | VENTAS REALTY LP #AW5         | -                    | 1,662.50            |
| 0-0-4151.026                                      | EL PASO PIPELINE #AE9         | -                    | 5,088.88            |
| 0-0-4151.027                                      | APPLE INC #AY6                | -                    | 1,325.53            |
| 0-0-4151.028                                      | WYNDHAM WORLDWIDE #AJ7        | -                    | 1,115.62            |
| 0-0-4151.029                                      | AMERICAN TOWER #AA8           | -                    | 2,630.69            |
| 0-0-4151.030                                      | TD AMERITRADE #AE8            | -                    | 1,475.00            |
| 0-0-4151.031                                      | ABBVIE INC #AP4               | -                    | 1,036.06            |
| 0-0-4151.032                                      | DISCOVER FINL #AJ7            | -                    | 866.25              |
| 0-0-4151.033                                      | REGENCY ENERGY PARTNERS #AG3  | -                    | 3,300.00            |
| 0-0-4151.034                                      | KOHL'S CORP #AT1              | -                    | 87.73               |
| 0-0-4151.035                                      | DELPHI CORP #AJ4              | -                    | 1,685.94            |
| 0-0-4151.036                                      | INTERPUB GROUP #BL3           | -                    | 3,910.67            |
| 0-0-4151.037                                      | ESSEX PORTFOLIO LP #AN7       | -                    | 1,937.50            |
| 0-0-4151.038                                      | NATIONAL RETAIL PROP #AG1     | 975.00               | 1,950.00            |
| 0-0-4151.039                                      | AMERICAN CAMPUS #AB4          | -                    | 1,008.33            |
| 0-0-4151.040                                      | BANK OF AMER CORP #FH7        | -                    | 2,779.00            |
| 0-0-4151.041                                      | TRINITY INDUSTRIES #AH2       | -                    | 1,137.50            |
| 0-0-4151.042                                      | TRI-STATE GENERATION #AG3     | -                    | 1,208.67            |
| 0-0-4151.043                                      | BECTON DICKINSON #BF5         | -                    | 166.99              |
| 0-0-4151.044                                      | SVB FINANCIAL GROUP #AD3      | -                    | 1,308.62            |
| 0-0-4151.045                                      | LAZARD GROUP #AG0             | -                    | 1,880.21            |
| 0-0-4151.046                                      | CAPITAL ONE FINANCIAL #BJ3    | -                    | 2,940.00            |
| 0-0-4151.047                                      | MORGAN STANLEY #7X1           | -                    | 2,868.75            |
| 0-0-4151.048                                      | COCA COLA BOT #AK8            | -                    | 879.28              |
| 0-0-4151.049                                      | ANALOG DEVICES #AJ4           | -                    | 288.17              |
| 0-0-4151.050                                      | HAWAIIAN AIRLINES #AA5        | -                    | 3,579.52            |
| 0-0-4151.051                                      | HOST HOTELS & RESORTS #AW6    | -                    | 675.00              |
| 0-0-4151.052                                      | CBRE SERVICES INC #AD2        | -                    | 2,559.38            |
| 0-0-4151.053                                      | CITIGROUP INC #JC6            | -                    | 3,010.00            |
| 0-0-4151.054                                      | KILROY REALTY #AK8            | -                    | 2,125.00            |
| 0-0-4151.055                                      | VERIZON COMM #CQ5             | -                    | 3,784.00            |
| 0-0-4151.056                                      | MCDONALD'S CORP #EZ3          | -                    | 650.17              |
| 0-0-4151.057                                      | TIME WARNER CABLE #AJ7        | -                    | 1,637.50            |
| 0-0-4151.058                                      | BAKER HUGHES INC #AZ0         | -                    | 1,430.73            |
| 0-0-4151.059                                      | BURLINGTON NTHN SANTA #AW1    | 466.88               | 2,541.88            |
| 0-0-4151.060                                      | PRUDENTIAL FINANCIAL #AV4     | -                    | 862.98              |
| 0-0-4151.061                                      | GOLDMAN SACHS #AF3            | -                    | 2,434.09            |
| 0-0-4151.062                                      | MICROSOFT CORP #BL7           | -                    | 2,067.40            |
| 0-0-4151.063                                      | J P MORGAN CHASE #HA1         | -                    | 1,423.10            |
| 0-0-4151.064                                      | JPMORGAN CHASE & CO #KK5      | -                    | 347.44              |
| 0-0-4151.065                                      | METLIFE INC #BP2              | -                    | 1,820.73            |
| 0-0-4151.066                                      | WELLS FARGO & CO #RN3         | 734.38               | 4,527.02            |
| 0-0-4151.067                                      | US BANCORP #AY2               | -                    | 1,802.29            |
| 0-0-4151.068                                      | US AIRWAYS #AA1               | -                    | 3,507.92            |
| 0-0-4151.069                                      | UNITED AIR #AA6               | -                    | 1,911.07            |

(This statement is continued on the following pages.)

**Lisle-Woodridge Firefighter's Pension Fund**

Revenue Report

For the Year Ended December 31, 2016

|   |                              | <u>Current Month</u> | <u>Year to Date</u> |
|---|------------------------------|----------------------|---------------------|
| <b>Income Fixed Income Securities (Continued)</b> |                              |                      |                     |
| <b>Income Corporate Bonds (Continued)</b>         |                              |                      |                     |
| 0-0-4151.070                                      | SPIRIT AIRLS INC #AA6        | \$ 690.72            | \$ 4,706.44         |
| 0-0-4151.071                                      | GENL ELEC CAP #U69           | -                    | 2,000.00            |
| 0-0-4151.072                                      | WYETH #AM2                   | -                    | 2,180.00            |
| 0-0-4151.074                                      | BUNGE LTD FIN #AV2           | -                    | 1,713.78            |
| 0-0-4151.075                                      | WELLS FARGO & CO #FG0        | -                    | 600.00              |
| 0-0-4151.076                                      | BAFC NTS #DX4                | -                    | 4,520.00            |
| 0-0-4151.077                                      | GLAXOSMITHKLINE CAP #AD9     | -                    | 2,260.00            |
| 0-0-4151.078                                      | RIO TINTO FIN USA #AC0       | -                    | 4,752.22            |
| 0-0-4151.079                                      | DU PONT DE NEMOURS #BW8      | -                    | 4,600.00            |
| 0-0-4151.080                                      | ALLEGHENY TECHNOLOGY #AC6    | -                    | 674.48              |
| 0-0-4151.081                                      | RPM INTL INC #AR4            | -                    | 4,900.00            |
| 0-0-4151.082                                      | BOEING CAPITAL #AL8          | -                    | 3,760.00            |
| 0-0-4151.083                                      | LABORATORY CORP #AR3 -PI     | -                    | 2,100.00            |
| 0-0-4151.084                                      | CF INDS INC #AB9             | -                    | 4,541.20            |
| 0-0-4151.085                                      | EXELON CORP NTS #AH4         | 1,068.75             | 2,137.50            |
| 0-0-4151.086                                      | BB&T CORP MED #AU7           | 984.38               | 1,968.76            |
| 0-0-4151.087                                      | CARLISLE COS INC #AE0        | 2,050.00             | 4,100.00            |
| 0-0-4151.088                                      | PROLOGIS LP #AY7             | -                    | 3,182.50            |
| 0-0-4151.089                                      | TEXTRON INC #BT7             | -                    | 2,555.00            |
| 0-0-4151.090                                      | CARPENTER TECHNOLOGY #AJ2    | -                    | 2,934.39            |
| 0-0-4151.091                                      | GOLDMAN SACHS GROUP #GQ1     | -                    | 2,100.00            |
| 0-0-4151.092                                      | OWENS & MINOR #AD4           | -                    | 3,100.00            |
| 0-0-4151.093                                      | CITIGROUP INC #FT3           | -                    | 3,375.00            |
| 0-0-4151.094                                      | J P MORGAN CHASE #JD3        | -                    | 2,250.00            |
| 0-0-4151.095                                      | MICROSOFT CORP #BA1          | -                    | 1,900.00            |
| 0-0-4151.096                                      | FREEPORT-MCMORAN COPPER #AU9 | -                    | 1,545.73            |
| 0-0-4151.097                                      | AMERICAN TOWER #AA8 -PI      | -                    | 3,760.00            |
| 0-0-4151.098                                      | ACTAVIS FUNDING #AR2         | -                    | 2,583.67            |
| 0-0-4151.099                                      | EASTMAN CHEMICAL #AN0        | -                    | 3,277.70            |
| 0-0-4151.100                                      | AGILENT TECHNOLOGIES #AH4    | -                    | 2,560.00            |
| 0-0-4151.101                                      | NBCUNIVERSAL MEDIA #AH3      | -                    | 1,150.00            |
| 0-0-4151.102                                      | GATX CORP #AQ6               | -                    | 2,535.00            |
| 0-0-4151.103                                      | CONTINENTAL RESOURCES #AL5   | -                    | 1,955.00            |
| 0-0-4151.104                                      | FIDELITY NATL #AK2           | -                    | 2,209.37            |
| 0-0-4151.105                                      | STARBUCKS CORP #AD1          | -                    | 2,887.50            |
| 0-0-4151.106                                      | MOSAIC CO #AC7               | -                    | 3,187.50            |
| 0-0-4151.107                                      | STATOIL ASA #AK8             | -                    | 728.75              |
| 0-0-4151.108                                      | FMC CORP NTS #AS4            | -                    | 3,075.00            |
| 0-0-4151.109                                      | HOME DEPOT #BC5              | -                    | 2,812.50            |
| 0-0-4151.110                                      | SIGNET UK FIN #AA1           | 1,762.50             | 3,525.00            |
| 0-0-4151.111                                      | MONSANTO CO #AU5             | -                    | 2,531.26            |
| 0-0-4151.112                                      | TYCO ELECTRONICS #AR8        | -                    | 2,587.50            |
| 0-0-4151.113                                      | CADENCE DESIGN SYS #AL2      | -                    | 2,843.76            |
| 0-0-4151.114                                      | METHANEX CORP #AK4           | -                    | 1,303.33            |
| 0-0-4151.115                                      | ZIMMER HOLDINGS #AF9         | -                    | 2,840.00            |
| 0-0-4151.116                                      | FISERV INC #AP3              | 1,443.75             | 2,887.50            |
| 0-0-4151.117                                      | CVS CAREMARK CORP #CL2       | -                    | 2,159.06            |
| 0-0-4151.118                                      | COCA COLA BOT #AK8 -PI       | -                    | 2,660.00            |
| 0-0-4151.119                                      | WORTHINGTON INDUSTRIES #AE2  | -                    | 2,957.50            |
| 0-0-4151.120                                      | AMER AIRLN 15-2 #AB2         | -                    | 2,864.00            |

(This statement is continued on the following pages.)

**Lisle-Woodridge Firefighter's Pension Fund**

Revenue Report

For the Year Ended December 31, 2016

|   |                                    | <u>Current Month</u> | <u>Year to Date</u> |
|---|------------------------------------|----------------------|---------------------|
| <b>Income Fixed Income Securities (Continued)</b> |                                    |                      |                     |
| <b>Income Corporate Bonds (Continued)</b>         |                                    |                      |                     |
| 0-0-4151.121                                      | VERIZON GLOBAL #AM8                | \$ -                 | \$ 1,853.54         |
| 0-0-4151.122                                      | PARKER HANNIFIN #AM7               | -                    | 3,360.00            |
| 0-0-4151.123                                      | ANADARKO PETROLEUM #AY3            | -                    | 2,300.50            |
| 0-0-4151.124                                      | DUKE ENERGY CAROLINAS #AE4         | -                    | 4,840.00            |
| 0-0-4151.125                                      | STANLEY BLACK & DECKER #AA9        | -                    | 4,160.00            |
| 0-0-4151.126                                      | GRAINGER W W INC #AB0              | 1,725.00             | 3,450.00            |
| 0-0-4151.127                                      | BLACK HILLS #AK5                   | -                    | 618.06              |
| 0-0-4151.128                                      | ANHEUSER BUSCH #AN6                | -                    | 2,614.70            |
| 0-0-4151.129                                      | HOME DEPOT #BL5                    | -                    | 369.72              |
| 0-0-4151.130                                      | GENERAL MOTORS #AK6                | -                    | 231.00              |
| 0-0-4151.131                                      | APPLE INC #BX7                     | -                    | 390.73              |
| 0-0-4151.132                                      | ELECTRONIC ARTS #AC3               | -                    | 322.72              |
| 0-0-4151.133                                      | PHILLIPS 66 #AB4                   | -                    | 1,015.42            |
| 0-0-4151.134                                      | HUBBEL INC #AG7                    | -                    | 463.42              |
| 0-0-4151.135                                      | EXXON MOBIL #AT9                   | 469.13               | 1,241.72            |
| 0-0-4151.136                                      | SUNTRUST #BK8                      | -                    | 156.44              |
| 0-0-4151.137                                      | OREILLY AUTO #AE7                  | -                    | 169.61              |
| 0-0-4151.138                                      | EOG RESOURCES #AG6                 | -                    | 22.77               |
| 0-0-4151.139                                      | EOG RESOURCES #AK7                 | -                    | 40.84               |
| 0-0-4151.140                                      | BERKSHIRE HATHAWAY #BS6            | -                    | 625.00              |
| 0-0-4151.141                                      | TOTAL SYS SERVICES #AD1            | -                    | 1,126.28            |
| 0-0-4151.142                                      | HOLLYFRONTIER #AA6                 | -                    | 1,570.74            |
| 0-0-4151.143                                      | E TRADE #BL7                       | -                    | 1,552.04            |
| 0-0-4151.144                                      | AVNET #AS2                         | -                    | 330.43              |
| 0-0-4151.145                                      | SYSCO #BD8                         | -                    | 1,125.00            |
| 0-0-4151.146                                      | OMNICOM GROUP #AA0                 | -                    | 900.00              |
| 0-0-4151.147                                      | HANOVER INS. #AF2 BRADFORD         | -                    | 1,051.88            |
| 0-0-4151.148                                      | TRI-STATE #AH1                     | -                    | 1,880.00            |
| 0-0-4151.149                                      | ONEOK PARTNERS #AL7                | -                    | 1,125.00            |
| 0-0-4151.150                                      | EQUIFAX #AK1                       | 889.97               | 889.97              |
| 0-0-4151.151                                      | BK OF NY MELLON #AB9               | -                    | 455.56              |
| 0-0-4151.152                                      | BRIXMOR OPERATING PART #AA1        | -                    | 866.25              |
| 0-0-4151.154                                      | CHEVRON CORP #BG4                  | -                    | 207.67              |
| 0-0-4151.155                                      | WW GRAINGER INC #AC8               | 160.42               | 813.02              |
| 0-0-4151.157                                      | CVS HEALTH CORP #CT5               | 603.85               | 603.85              |
| 0-0-4151.158                                      | COLUMBIA PIPELINE #AF6             | 1,012.50             | 2,025.00            |
| 0-0-4151.160                                      | DOMINION RESOURCES #BU2            | -                    | 214.43              |
| 0-0-4151.161                                      | OWENS CORNING NEW #AB7             | -                    | 1,400.00            |
| 0-0-4151.162                                      | LAM RESEARCH #AQ1                  | -                    | 1,032.13            |
| 0-0-4151.163                                      | AETNA INC #AY4                     | 988.12               | 988.12              |
| 0-0-4151.164                                      | UNDER ARMOUR #AA5                  | 821.53               | 821.53              |
| 0-0-4151.165                                      | UNITED AIRLINES #AA4               | -                    | 326.12              |
| 0-0-4151.166                                      | SOVRAN ACQUISITION # AB1           | -                    | 786.04              |
| 0-0-4151.167                                      | PRUDENTIAL FIN #AK8                | 1,996.88             | 1,996.88            |
| 0-0-4151.168                                      | BROADRIDGE FINANCIAL #AC7 BRADFORD | -                    | 434.44              |
| 0-0-4151.170                                      | MOLSON COORS BREWING #AH3          | (709.33)             | (497.58)            |
| 0-0-4151.172                                      | WESTERN GAS PARTNERS #AF1          | -                    | 38.75               |
| 0-0-4151.173                                      | JPMORGAN CHASE & CO #NJ5           | -                    | 1,593.75            |
| 0-0-4151.177                                      | MICROSOFT #BS2                     | -                    | 53.66               |
| 0-0-4151.178                                      | CELANESE US #AD6                   | -                    | 1,503.13            |

(This statement is continued on the following pages.)

**Lisle-Woodridge Firefighter's Pension Fund**

Revenue Report

For the Year Ended December 31, 2016

|   |  | <u>Current Month</u> | <u>Year to Date</u> |
|---|--|----------------------|---------------------|
| <b>Income Fixed Income Securities (Continued)</b> |  |                      |                     |
| <b>Income Corporate Bonds (Continued)</b>         |  |                      |                     |
| 0-0-4151.179                                      | COLUMBIA PPTY TRUST #AB4               | \$ 454.22            | \$ 705.66           |
| 0-0-4151.181                                      | AMERICAN FINANCIAL #AK0                | -                    | 11.67               |
| 0-0-4151.182                                      | AIR LEASE CORP #AN4                    | -                    | 1,168.75            |
| 0-0-4151.186                                      | VALERO ENERGY CORP #AU4                | -                    | 228.08              |
| 0-0-4151.188                                      | INGREDION INC. #AB8                    | -                    | 224.89              |
| 0-0-4151.195                                      | TANGER PROPERTIES #AJ6                 | -                    | 515.63              |
| 0-0-4151.196                                      | PHILLIPS 66 PARTNERS #AE8              | -                    | 100.72              |
| 0-0-4151.203                                      | PNC FINL SERV GROUP #AQ8               | -                    | 211.11              |
| 0-0-4151.205                                      | KINDER MORGAN ENERGY #BS4              | -                    | (795.42)            |
| 0-0-4151.206                                      | BUCKEYE PARTNERS #AQ4                  | -                    | 38.40               |
| 0-0-4151.208                                      | AFLAC INC #AF9                         | 739.06               | 8.96                |
| 0-0-4151.209                                      | ABBVIE INC #AS8                        | -                    | (10.44)             |
| 0-0-4151.211                                      | HOLLYFRONTIER CORP #AA6                | -                    | (414.52)            |
| 0-0-4151.212                                      | MPLX LP #AC4                           | -                    | (806.67)            |
| 0-0-4151.214                                      | BROADRIDGE FINANCIAL #AC7 PACIFIC INCC | 1,360.00             | 1,360.00            |
| 0-0-4151.216                                      | HANOVER INS. #AF2 PACIFIC INCOME       | -                    | 1,636.25            |
| 0-0-4151.219                                      | UNITE 2014-2 #AA4                      | (852.61)             | (852.61)            |
| 0-0-4151.220                                      | UNUM GROUP #AK2                        | (261.11)             | (261.11)            |
| 0-0-4151.221                                      | TRANSATLANTIC HLDGS #AB0               | (116.67)             | (116.67)            |
| Total Income Corporate Bonds                      |  | <u>23,044.82</u>     | <u>318,229.99</u>   |
| <b>Income US Treasury Notes</b>                   |  |                      |                     |
| 0-0-4252.001                                      | US TREASURY NOTE #M72                  | -                    | 2,733.77            |
| 0-0-4252.002                                      | US TREASURY NOTE #N22                  | -                    | 879.10              |
| 0-0-4252.003                                      | US TREASURY NOTE #M98                  | -                    | 1,122.40            |
| 0-0-4252.004                                      | US TREASURY NOTE #M56                  | -                    | 528.56              |
| 0-0-4252.005                                      | US TREASURY NOTE #UJ7                  | -                    | 260.58              |
| 0-0-4252.006                                      | US TREASURY NOTE #SD3                  | -                    | 5,111.26            |
| 0-0-4252.007                                      | US TREASURY NOTE #UN8                  | -                    | 13,453.66           |
| 0-0-4252.008                                      | US TREASURY NOTE #N30                  | -                    | 163.46              |
| 0-0-4252.010                                      | US TREASURY NOTE #N48                  | -                    | 107.75              |
| 0-0-4252.011                                      | US TREASURY NOTE #N63                  | -                    | 598.97              |
| 0-0-4252.012                                      | US TREASURY NOTE #P20                  | -                    | 1,205.57            |
| 0-0-4252.013                                      | US TREASURY NOTE #N89                  | -                    | 241.22              |
| 0-0-4252.014                                      | US TREASURY NOTE #UR9                  | -                    | 1,705.23            |
| 0-0-4252.015                                      | US TREASURY NOTE #P46                  | -                    | 1,251.02            |
| 0-0-4252.016                                      | US TREASURY NOTE #P53                  | -                    | 502.02              |
| 0-0-4252.017                                      | US TREASURY NOTE #P87                  | -                    | 441.90              |
| 0-0-4252.018                                      | US TREASURY NOTE #P79                  | -                    | 95.67               |
| 0-0-4252.019                                      | US TREASURY NOTE #NT3                  | -                    | 428.01              |
| 0-0-4252.020                                      | US TREASURY NOTE #P46 - PI             | (1,020.92)           | 5,662.08            |
| 0-0-4252.021                                      | US TREASURY NOTE #Q37                  | -                    | 117.14              |
| 0-0-4252.022                                      | US TREASURY NOTE #Q45                  | -                    | 2,113.86            |
| 0-0-4252.023                                      | US TREASURY NOTE #P95                  | -                    | 1,044.29            |
| 0-0-4252.024                                      | US TREASURY NOTE #Q94                  | -                    | 2,193.14            |
| 0-0-4252.025                                      | US TREASURY NOTE #Q78                  | -                    | 109.29              |
| 0-0-4252.026                                      | US TREASURY NOTE #R44                  | -                    | 496.47              |
| 0-0-4252.027                                      | US TREASURY NOTE #R36                  | -                    | 856.30              |
| 0-0-4252.028                                      | US TREAS NOTE #R77                     | -                    | 155.53              |

(This statement is continued on the following pages.)

**Lisle-Woodridge Firefighter's Pension Fund**

Revenue Report

For the Year Ended December 31, 2016

|   |                                | <u>Current Month</u> | <u>Year to Date</u> |
|---|--------------------------------|----------------------|---------------------|
| <b>Income Fixed Income Securities (Continued)</b> |                                |                      |                     |
| <b>Income US Treasury Notes (Continued)</b>       |                                |                      |                     |
| 0-0-4252.029                                      | US TREAS NOTE #R51             | \$ -                 | \$ 3,538.13         |
| 0-0-4252.032                                      | US TREAS NOTE #S35             | -                    | 88.93               |
| 0-0-4252.034                                      | US TREASURY NOTE #R93          | -                    | 89.16               |
| 0-0-4252.036                                      | US TREAS NOTE #NA4             | -                    | 4,886.21            |
| 0-0-4252.037                                      | US TREAS NOTE #S68             | -                    | 1,153.02            |
| 0-0-4252.038                                      | US TREASURY NOTE #2C3          | -                    | 50.03               |
| 0-0-4252.039                                      | US TREASURY NOTE #2A7          | -                    | 3,754.80            |
| 0-0-4252.042                                      | US TREASURY NOTE #2F6          | -                    | 134.72              |
| 0-0-4252.044                                      | US TREASURY NOTE #G20          | -                    | 1,750.00            |
| 0-0-4252.046                                      | US TREASURY NOTE #T34          | -                    | (40.80)             |
| 0-0-4252.048                                      | US TREASURY NOTE #U24          | (218.34)             | (637.68)            |
| 0-0-4252.049                                      | US TREASURY NOTE #T67          | -                    | (65.26)             |
|   |                                | <hr/>                | <hr/>               |
|   | Total Income US Treasury Notes | (1,239.26)           | 58,279.51           |
| <br>  |                                |                      |                     |
| <b>Income US Treasury Bonds</b>                   |                                |                      |                     |
| 0-0-4255.001                                      | US TREASURY BOND #PW2          | 532.61               | 21,246.56           |
| 0-0-4255.002                                      | US TREASURY BOND #RN0          | -                    | 8,183.07            |
| 0-0-4255.003                                      | US TREASURY BOND #QD3          | -                    | 9,406.26            |
| 0-0-4255.004                                      | US TREASURY BOND #QS0          | -                    | 1,312.50            |
| 0-0-4255.005                                      | US TREASURY BOND #RP5          | -                    | 2,089.29            |
| 0-0-4255.006                                      | US TREAS BOND #RQ3             | -                    | 8,478.07            |
| 0-0-4255.007                                      | US TREASURY BOND #RS9          | -                    | 7,058.98            |
| 0-0-4255.008                                      | US TREASURY BOND #RT7          | 1,845.06             | (682.52)            |
|   |                                | <hr/>                | <hr/>               |
|   | Total Income US Treasury Bonds | 2,377.67             | 57,092.21           |
| <br>  |                                |                      |                     |
| <b>Income FNMA Pool</b>                           |                                |                      |                     |
| 0-0-4262.001                                      | FNMA PL MA2310 #R81            | -                    | 7,449.37            |
| 0-0-4262.002                                      | FNMA PL 753098 #UX5            | 107.27               | 1,311.80            |
| 0-0-4262.003                                      | FNMA PL 725946 #P79            | 254.59               | 3,441.63            |
| 0-0-4262.004                                      | FNMA PL 799519 #G45            | 16.48                | 200.63              |
| 0-0-4262.005                                      | FNMA PL 799695 #NL9            | 77.78                | 1,052.93            |
| 0-0-4262.006                                      | FNMA PL 797665 #FE9            | 62.15                | 755.88              |
| 0-0-4262.007                                      | FNMA PL 844386 #CX5            | 4.77                 | 58.13               |
| 0-0-4262.008                                      | FNMA PL 865200 #GH6            | 5.60                 | 80.62               |
| 0-0-4262.009                                      | FNMA PL 831541 #ZE9            | 43.94                | 600.38              |
| 0-0-4262.010                                      | FNMA PL 891601 #RW2            | 18.58                | 253.14              |
| 0-0-4262.011                                      | FNMA PL 892239 #HQ4            | 31.52                | 382.30              |
| 0-0-4262.012                                      | FNMA PL 893427 #SQ7            | 12.21                | 181.40              |
| 0-0-4262.013                                      | FNMA PL 896535 #BC8            | 18.72                | 269.76              |
| 0-0-4262.014                                      | FNMA PL 900883 #2Q8            | 100.38               | 1,218.28            |
| 0-0-4262.015                                      | FNMA PL 937289 #XS0            | 37.71                | 541.18              |
| 0-0-4262.016                                      | FNMA PL 940525 #LE9            | 3.86                 | 57.09               |
| 0-0-4262.017                                      | FNMA PL 949244 #BM8            | 18.42                | 242.04              |
| 0-0-4262.018                                      | FNMA PL 966555 #H83            | 10.49                | 139.55              |
| 0-0-4262.019                                      | FNMA PL 968585 #RE2            | 12.37                | 276.38              |
| 0-0-4262.020                                      | FNMA PL 929301 #NS3            | 72.64                | 1,011.64            |
| 0-0-4262.021                                      | FNMA PL 983077 #CN5            | 40.53                | 566.56              |
| 0-0-4262.022                                      | FNMA PL 889409 #DN1            | 4.83                 | 67.43               |

(This statement is continued on the following pages.)

**Lisle-Woodridge Firefighter's Pension Fund**

Revenue Report

For the Year Ended December 31, 2016

|   |                      | <u>Current Month</u> | <u>Year to Date</u> |
|---|----------------------|----------------------|---------------------|
| <b>Income Fixed Income Securities (Continued)</b> |                      |                      |                     |
| <b>Income FNMA Pool (Continued)</b>               |                      |                      |                     |
| 0-0-4262.023                                      | FNMA PL 930871 #FL0  | \$ 132.22            | \$ 1,856.21         |
| 0-0-4262.024                                      | FNMA PL AB9754 #ZU3  | 384.40               | 5,165.97            |
| 0-0-4262.025                                      | FNMA PL AB9763 #Z58  | 214.74               | 2,771.75            |
| 0-0-4262.026                                      | FNMA PL AB9774 #2G0  | 435.03               | 5,715.55            |
| 0-0-4262.027                                      | FNMA PL AS2764 #CA9  | 691.19               | 10,050.97           |
| 0-0-4262.028                                      | FNMA PL AY3728 #EA4  | 270.30               | 3,684.01            |
| Total Income FNMA Pool                            |                      | <u>3,082.72</u>      | <u>49,402.58</u>    |
| <b>Income FHLMC Pool</b>                          |                      |                      |                     |
| 0-0-4263.001                                      | FHLMC PL C91820 #AV3 | 211.89               | 2,776.34            |
| 0-0-4263.002                                      | FHLMC PL C91816 #AR2 | 412.03               | 5,399.80            |
| 0-0-4263.003                                      | FHLMC PL A13570 #6F1 | 105.66               | 1,567.16            |
| 0-0-4263.004                                      | FHLMC PL A23557 #5S9 | 720.56               | 10,500.83           |
| 0-0-4263.005                                      | FHLMC PL G08008 #AJ9 | 7.22                 | 90.15               |
| 0-0-4263.006                                      | FHLMC PL A38978 #6P0 | 32.74                | 401.75              |
| 0-0-4263.007                                      | FHLMC PL G08087 #CZ1 | 85.30                | 1,157.94            |
| 0-0-4263.008                                      | FHLMC PL A51101 #GJ8 | 10.75                | 158.57              |
| 0-0-4263.009                                      | FHLMC PL A54908 #NZ5 | 232.17               | 2,816.27            |
| 0-0-4263.010                                      | FHLMC PL A54224 #VR6 | 3.45                 | 49.80               |
| 0-0-4263.011                                      | FHLMC PL A53752 #EZ7 | 190.20               | 5,096.09            |
| 0-0-4263.012                                      | FHLMC PL A62706 #AF7 | 36.92                | 562.65              |
| 0-0-4263.013                                      | FHLMC PL A64158 #TP2 | 13.03                | 219.32              |
| 0-0-4263.014                                      | FHLMC PL A67491 #KC2 | 24.14                | 299.60              |
| 0-0-4263.015                                      | FHLMC PL A69472 #QZ6 | 53.65                | 650.13              |
| 0-0-4263.016                                      | FHLMC PL A75230 #Y33 | 41.08                | 550.67              |
| 0-0-4263.017                                      | FHLMC PL G04176 #6M7 | 38.97                | 527.86              |
| 0-0-4263.018                                      | FHLMC PL A77977 #2J6 | 28.77                | 349.31              |
| 0-0-4263.019                                      | FHLMC PL G04816 #VH8 | 96.29                | 1,327.81            |
| 0-0-4263.020                                      | FHLMC PL G05507 #NY8 | 66.07                | 916.46              |
| 0-0-4263.021                                      | FHLMC PL G05518 #PB6 | 72.35                | 990.91              |
| 0-0-4263.022                                      | FHLMC PL C09032 #A91 | 206.04               | 2,662.58            |
| 0-0-4263.023                                      | FHLMC PL G08542 #S84 | 410.71               | 5,759.65            |
| 0-0-4263.024                                      | FHLMC PL Q30081 #CT8 | 409.64               | 5,339.40            |
| 0-0-4263.025                                      | FHLMC PL G08601 #U32 | 545.96               | 7,764.88            |
| 0-0-4263.026                                      | FHLMC PL G08632 #V23 | 356.14               | 4,841.53            |
| 0-0-4263.027                                      | FHLMC PL G08670 #W89 | 306.54               | 3,988.76            |
| 0-0-4263.028                                      | FHLMC #657           | -                    | 128.33              |
| 0-0-4263.031                                      | FHLMC PL G08697 #X39 | (17.51)              | (17.51)             |
| 0-0-4263.032                                      | FHLMC PL G08741 #ZF0 | (522.49)             | (522.49)            |
| 0-0-4263.033                                      | FHLMC PL G08742 #ZG8 | (256.67)             | (256.67)            |
| Total Income FHLMC Pool                           |                      | <u>3,921.60</u>      | <u>66,097.88</u>    |
| <b>Income FFCB Bonds</b>                          |                      |                      |                     |
| 0-0-4284.001                                      | FFCB #2K2            | -                    | 1,284.38            |
| Total Income FFCB Bonds                           |                      | <u>-</u>             | <u>1,284.38</u>     |

(This statement is continued on the following pages.)

**Lisle-Woodridge Firefighter's Pension Fund**  
Revenue Report  
For the Year Ended December 31, 2016

|   |                                | <u>Current Month</u> | <u>Year to Date</u> |
|---|--------------------------------|----------------------|---------------------|
| <b>Income Fixed Income Securities (Continued)</b> |                                |                      |                     |
| <b>Income FHLMC Bonds</b>                         |                                |                      |                     |
| 0-0-4285.001                                      | FHLMC BOND #DP1                | \$ -                 | \$ 523.06           |
| 0-0-4285.002                                      | FHLMC TBA 3.0% #681            | -                    | 450.01              |
| 0-0-4285.004                                      | FHLMC TBA 3.00% #6A6           | -                    | 540.00              |
| Total Income FHLMC Bonds                          |                                | -                    | 1,513.07            |
| <b>Income FNMA Notes</b>                          |                                |                      |                     |
| 0-0-4287.001                                      | FNMA NOTE #YT4                 | -                    | 559.50              |
| 0-0-4287.003                                      | FNMA NOTE #ZB2                 | -                    | 268.33              |
| 0-0-4287.004                                      | FNMA NOTE #E33                 | -                    | 2,700.00            |
| 0-0-4287.005                                      | FNMA NOTE #G72                 | 1,125.00             | 2,250.00            |
| Total Income FNMA Notes                           |                                | 1,125.00             | 5,777.83            |
| <b>Change in Accrued Interest Rec</b>             |                                |                      |                     |
| 0-0-4295.001                                      | CHANGE IN ACCR INTEREST REC    | 12,993.95            | 3,326.24            |
| Total Change in Accrued Interest Rec              |                                | 12,993.95            | 3,326.24            |
| <b>Gains (Losses) on Securities</b>               |                                |                      |                     |
| 0-0-4300.001                                      | UNREALIZED GAIN (LOSS)         | (418,838.93)         | (33,764.33)         |
| 0-0-4400.001                                      | GAIN (LOSS) - SALE OF SECURITY | (8,598.14)           | 19,276.40           |
| Total Gains (Losses) on Securities                |                                | (427,437.07)         | (14,487.93)         |
| Total Income Fixed Income Securities              |                                | (382,130.57)         | 546,515.76          |
| <b>Income Equity Securities</b>                   |                                |                      |                     |
| <b>Income Stock Equities</b>                      |                                |                      |                     |
| 0-0-4450.001                                      | DVD - UBS - RNC GENTER         | 10,259.95            | 75,872.01           |
| 0-0-4450.002                                      | DVD - UBS - CHILTON            | 3,078.53             | 70,935.41           |
| 0-0-4450.003                                      | DVD - UBS - STONEBRIDGE        | 11,754.05            | 104,218.34          |
| Total Income/Dividends Stock Equities             |                                | 25,092.53            | 251,025.76          |
| 0-0-4460.001                                      | G/L - UBS - RNC GENTER         | 193,591.73           | 305,915.87          |
| 0-0-4460.002                                      | G/L - UBS - CHILTON            | 57,546.32            | 58,140.78           |
| 0-0-4460.003                                      | G/L - UBS - STONEBRIDGE        | (92,630.17)          | (64,643.37)         |
| Total Income/Gain (Loss) Stock Equities           |                                | 158,507.88           | 299,413.28          |
| Total Income Stock Equities                       |                                | 183,600.41           | 550,439.04          |
| <b>Income Mutual Funds</b>                        |                                |                      |                     |
| 0-0-4550.001                                      | DVD - LAZARD EMERGING MKTS     | 22,016.97            | 34,312.88           |
| 0-0-4550.002                                      | DVD - FMI COMMON STOCK         | 128,033.18           | 128,033.18          |
| 0-0-4550.003                                      | DVD - INVESCO INTL GROWTH      | 43,656.05            | 43,656.05           |
| 0-0-4550.004                                      | DVD - MFS INTL VALUE           | 49,371.38            | 49,371.38           |
| 0-0-4550.005                                      | DVD - LOOMIS SAYLES GROWTH     | 33,465.89            | 33,465.89           |
| 0-0-4550.006                                      | DVD - BLACKROCK STRATEGIC INC  | 8,737.24             | 84,312.54           |

(This statement is continued on the following page.)

**Lisle-Woodridge Firefighter's Pension Fund**

Revenue Report

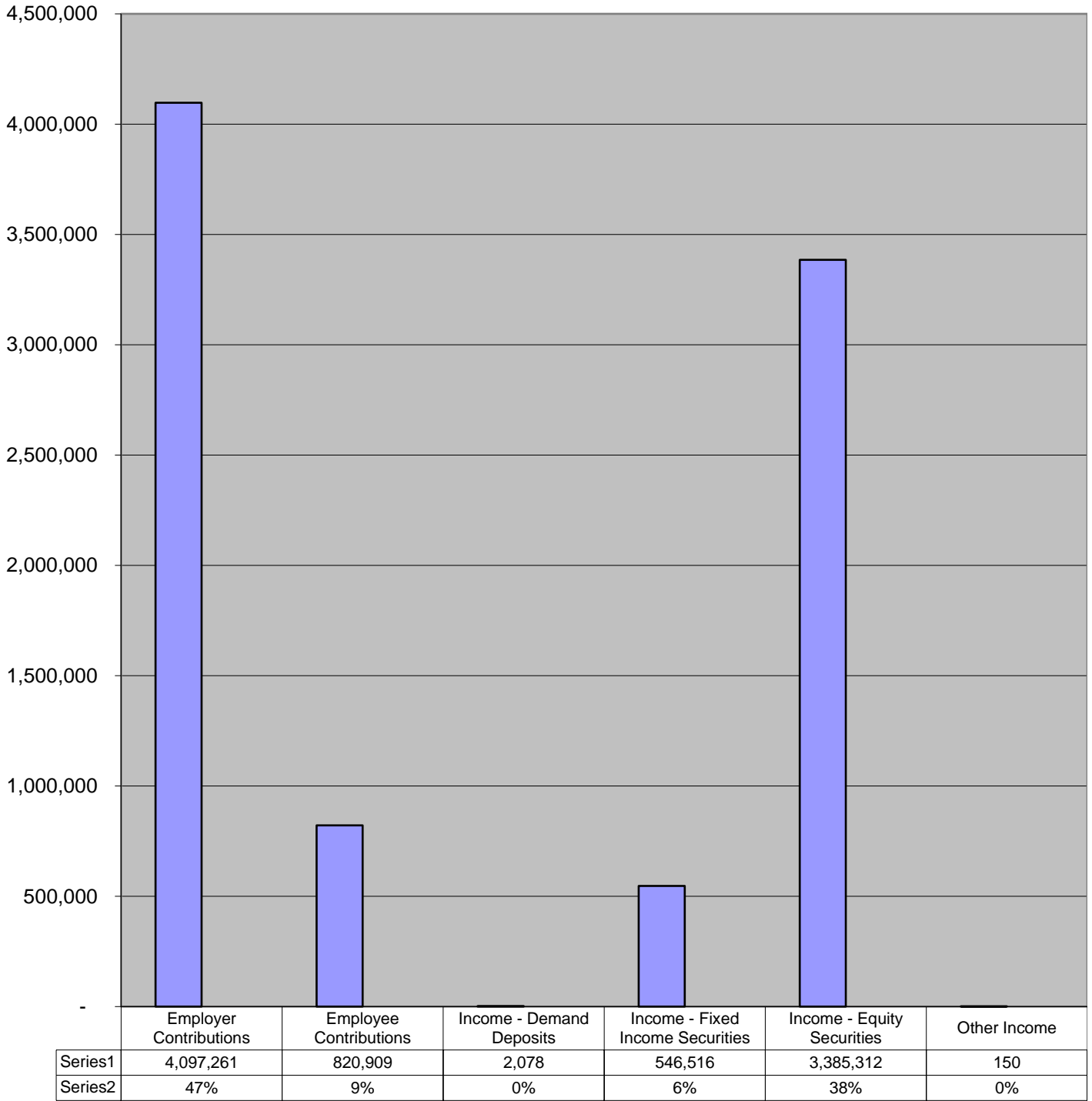
For the Year Ended December 31, 2016

|  |                                       | <u>Current Month</u> | <u>Year to Date</u>    |
|--|---------------------------------------|----------------------|------------------------|
| <b>Income Equity Securities (Continueud)</b> |                                       |                      |                        |
| <b>Income Mutual Funds (Continued)</b>       |                                       |                      |                        |
| 0-0-4550.007                                 | DVD - PIONEER STRATEGIC INC           | \$ 8,268.44          | \$ 93,794.58           |
| 0-0-4550.008                                 | DVD - WELLS FARGO ABS RETURN          | 42,843.26            | 42,843.26              |
| 0-0-4550.009                                 | DVD - SPDR BARCLAYS                   | 9,464.65             | 131,128.32             |
| 0-0-4550.010                                 | DVD - INVESCO S&P 500                 | 52,950.26            | 52,950.26              |
| 0-0-4550.011                                 | DVD - JP MORGAN FDS UNDIS MGRS BEHAV  | 73,923.49            | 73,923.49              |
| 0-0-4550.012                                 | DVD - UNDISCOVERED MG BH VL SL        | 11,360.16            | 11,360.16              |
| 0-0-4550.013                                 | DVD - ISHARES CORE EMERG MKTS         | 33,935.23            | 55,835.77              |
|  | Total Income/Dividends Mutual Funds   | <u>518,026.20</u>    | <u>834,987.76</u>      |
| <b>Income Equity Securities</b>              |                                       |                      |                        |
| <b>Income Stock Equities</b>                 |                                       |                      |                        |
| 0-0-4560.001                                 | G/L - LAZARD EMERGING MKTS            | (108,892.69)         | 322,017.09             |
| 0-0-4560.002                                 | G/L - FMI COMMON STOCK                | 161,689.40           | 344,918.39             |
| 0-0-4560.003                                 | G/L - INVESCO INTL GROWTH             | (53,922.84)          | (62,495.97)            |
| 0-0-4560.004                                 | G/L - MFS INTL VALUE                  | (97,973.16)          | 71,420.72              |
| 0-0-4560.005                                 | G/L - LOOMIS SAYLES GROWTH            | (68,523.93)          | 95,827.47              |
| 0-0-4560.006                                 | G/L - BLACKROCK STRATEGIC INC         | 11,803.29            | 18,095.68              |
| 0-0-4560.007                                 | G/L - PIONEER STRATEGIC INC           | (33,450.68)          | 94,441.00              |
| 0-0-4560.008                                 | G/L - WELLS FARGO ABS RETURN          | (63,233.86)          | 77,682.34              |
| 0-0-4560.009                                 | G/L - SPDR BARCLAYS                   | (1,063.38)           | 81,904.49              |
| 0-0-4560.010                                 | G/L - INVESCO S&P 500                 | 153,864.03           | 344,658.79             |
| 0-0-4560.011                                 | G/L - JP MORGAN FDS UNDIS MGRS BEHAV  | 161,826.53           | 379,841.98             |
| 0-0-4560.012                                 | G/L - UNDISCOVERED MG BH VL SL        | 23,161.66            | 52,690.54              |
| 0-0-4560.013                                 | G/L - ISHARES CORE EMERG MKTS         | (155,885.50)         | 178,882.19             |
|  | Total Income/Gain (Loss) Mutual Funds | <u>(70,601.13)</u>   | <u>1,999,884.71</u>    |
|  | Total Income Mutual Funds             | <u>447,425.07</u>    | <u>2,834,872.47</u>    |
|  | Total Income Equity Securities        | <u>631,025.48</u>    | <u>3,385,311.51</u>    |
|  | Total Income Cash and Investments     | <u>249,001.37</u>    | <u>3,933,905.36</u>    |
| <b>Other Income</b>                          |                                       |                      |                        |
| 0-0-4900.001                                 | OTHER INCOME                          | 50.00                | 150.00                 |
| <b>TOTAL REVENUES</b>                        |                                       | <u>\$ 320,313.27</u> | <u>\$ 8,852,225.05</u> |

(See accountant's compilation report.)



**Lisle-Woodridge Firefighter's Pension Fund  
Revenues  
For Year Ended December 31, 2016**



(See accountant's compilation report.)

**Lisle-Woodridge Firefighter's Pension Fund**

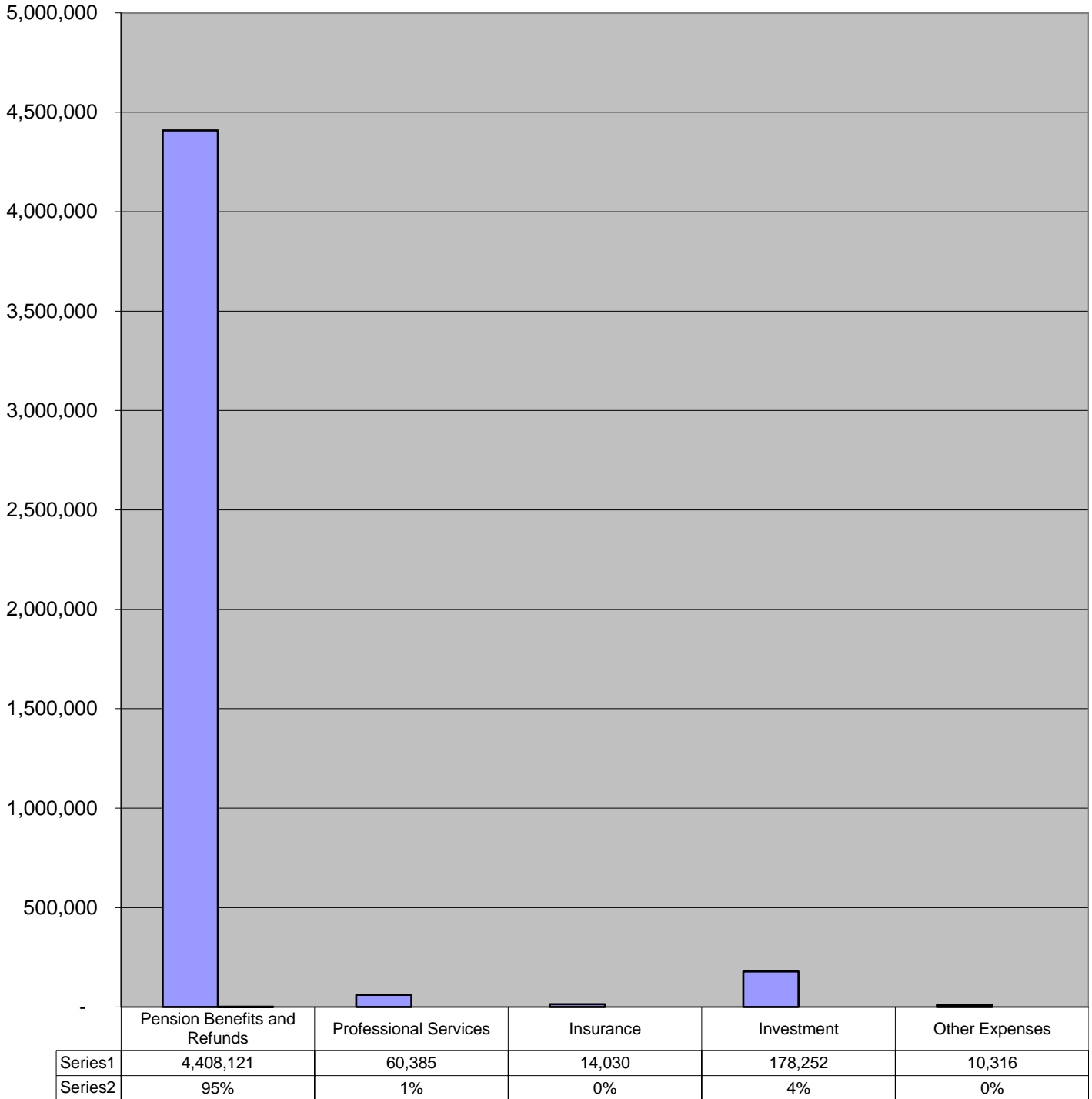
Expense Report

For the Year Ended December 31, 2016

|                                     |  | <b>FY16</b>          |                        |                        |
|-------------------------------------|--|----------------------|------------------------|------------------------|
|                                     |  | <b>Current Month</b> | <b>Year to Date</b>    | <b>Annual Budget</b>   |
| <b>Expenses</b>                     |  |                      |                        |                        |
| <b>Administrative</b>               |  |                      |                        |                        |
| <b>Pension Benefits and Refunds</b> |  |                      |                        |                        |
| 0-0-5020.000                        | SERVICE PENSIONS                         | \$ 350,031.43        | \$ 3,905,348.57        | \$ 4,601,362.00        |
| 0-0-5030.000                        | NON-DUTY DISABILITY PENSIONS             | 6,802.50             | 81,630.00              | -                      |
| 0-0-5040.000                        | DUTY DISABILITY PENSIONS                 | 23,611.65            | 294,962.54             | -                      |
| 0-0-5050.000                        | OCCUPATIONAL DISEASE PENSIONS            | 8,358.67             | 100,304.04             | -                      |
| 0-0-5060.000                        | SURVIVING SPOUSE PENSIONS                | 2,156.35             | 25,876.20              | -                      |
| 0-0-5100.000                        | REFUND OF CONTRIBUTIONS                  | -                    | -                      | 15,000.00              |
|                                     | <b>Total Pension Benefit and Refunds</b> | <b>390,960.60</b>    | <b>4,408,121.35</b>    | <b>4,616,362.00</b>    |
| <b>Insurance</b>                    |  |                      |                        |                        |
| 0-0-5150.001                        | FIDUCIARY INSURANCE                      | -                    | 14,030.00              | 20,000.00              |
|                                     | <b>Total Insurance</b>                   | <b>-</b>             | <b>14,030.00</b>       | <b>20,000.00</b>       |
| <b>Professional Services</b>        |  |                      |                        |                        |
| 0-0-5170.001                        | ACTUARIAL SERVICES                       | -                    | 4,300.00               | 30,379.00              |
| 0-0-5170.002                        | AUDITING SERVICES                        | -                    | 3,879.00               | -                      |
| 0-0-5170.003                        | ACCOUNTING & BOOKKEEPING SERV            | 3,590.00             | 29,410.00              | -                      |
| 0-0-5170.004                        | MEDICAL SERVICES                         | -                    | 9,975.00               | -                      |
| 0-0-5170.005                        | LEGAL SERVICES                           | 1,199.54             | 11,614.19              | 25,000.00              |
| 0-0-5170.006                        | PUBLIC STENOGRAPHER/CT REPORT            | 34.73                | 1,206.54               | -                      |
|                                     | <b>Total Professional Services</b>       | <b>4,824.27</b>      | <b>60,384.73</b>       | <b>55,379.00</b>       |
| <b>Investment</b>                   |  |                      |                        |                        |
| 0-0-5190.001                        | INVESTMENT MGR/ADVISOR FEES              | -                    | 177,604.84             | 220,500.00             |
| 0-0-5190.004                        | SAFE DEPOSIT AND BANK FEES               | 188.00               | 647.00                 | -                      |
|                                     | <b>Total Investment</b>                  | <b>188.00</b>        | <b>178,251.84</b>      | <b>220,500.00</b>      |
| <b>Other Expenses</b>               |  |                      |                        |                        |
| 0-0-5290.025                        | CONFERENCE/SEMINAR FEES                  | -                    | 725.00                 | 6,200.00               |
| 0-0-5290.026                        | ASSOCIATION DUES                         | (795.00)             | 795.00                 | 1,000.00               |
| 0-0-5290.028                        | POSTAGE EXPENSE                          | -                    | -                      | 200.00                 |
| 0-0-5290.030                        | SUPPLIES EXPENSE                         | -                    | 795.52                 | 11,000.00              |
| 0-0-5290.034                        | IDOI FILING EXPENSE                      | -                    | 8,000.00               | 10,000.00              |
| 0-0-5290.035                        | OTHER EXPENSE                            | -                    | -                      | 10,500.00              |
|                                     | <b>Total Other Expenses</b>              | <b>(795.00)</b>      | <b>10,315.52</b>       | <b>38,900.00</b>       |
|                                     | <b>Total Administrative</b>              | <b>4,217.27</b>      | <b>4,671,103.44</b>    | <b>4,951,141.00</b>    |
| <b>TOTAL EXPENSES</b>               |  | <b>\$ 395,177.87</b> | <b>\$ 4,671,103.44</b> | <b>\$ 4,951,141.00</b> |

(See accountant's compilation report.)

**Lisle-Woodridge Firefighter's Pension Fund  
Expenses  
For Year Ended December 31, 2016**



(See accountant's compilation report.)

**Lisle-Woodridge Firefighter's Pension Fund**  
**Summary of Property Tax Receipts through December 31, 2016**  
**DuPage County and Will County**

---

|                                      | <u>Total<br/>Property Taxes</u> |
|--------------------------------------|---------------------------------|
| Fiscal Year Ending December 31, 2016 |                                 |
| Per Property Tax Remittances:        |                                 |
| Total DuPage County Collections      | \$ 4,094,131.45                 |
| Total Will County Collections        | <u>3,129.32</u>                 |
| Total Collections                    | <u><u>\$ 4,097,260.77</u></u>   |

(See accountant's compilation report.)

**Lisle-Woodridge Firefighter's Pension Fund**  
**Summary of Property Tax Receipts through December 31, 2016**  
**DuPage County**

| Fiscal Year Ending December 31, 2016 | 2015 Taxes             | 2014 Taxes          |
|--------------------------------------|------------------------|---------------------|
| 5/31/2016                            | \$ 544,110.29          |                     |
| 6/14/2016                            | 1,511,880.19           |                     |
| 6/16/2016                            |                        | \$ 8.49             |
| 6/30/2016                            | 55,013.93              |                     |
| 7/13/2016                            |                        | 653.68              |
| 8/3/2016                             | 53,188.08              |                     |
| 8/31/2016                            | 662,984.27             |                     |
| 9/14/2016                            | 1,062,703.08           |                     |
| 9/30/2016                            | 109,022.09             |                     |
| 10/11/2016                           |                        | 9,490.53            |
| 11/1/2016                            | 45,508.86              |                     |
| 11/30/2016                           | 25,103.87              |                     |
| 12/13/2016                           |                        | 0.75                |
| 12/21/2016                           | 14,463.34              |                     |
|                                      | <u>\$ 4,083,978.00</u> | <u>\$ 10,153.45</u> |
| <b>SUMMARY</b>                       | <u>2015 Taxes</u>      | <u>2014 Taxes</u>   |
| <b>TOTAL COLLECTED</b>               | <u>\$ 4,083,978.00</u> | <u>\$ 10,153.45</u> |
| <b>TAX LEVIED</b>                    | <u>\$ 4,097,019.02</u> | <u>*</u>            |
| <b>TAX EXTENDED</b>                  | <u>\$ 4,090,999.18</u> | <u>*</u>            |
| <b>% COLLECTED</b>                   | <u>99.83%</u>          | <u>*</u>            |
| <b>EXTENDED LESS COLLECTED</b>       | <u>\$ 7,021.18</u>     | <u>*</u>            |

\* Information is not available.

(See accountant's compilation report.)

**Lisle-Woodridge Firefighter's Pension Fund**  
**Summary of Property Tax Receipts through December 31, 2016**  
**Will County**

|                                      |           | 2015 Taxes  | 2014 Taxes |
|--------------------------------------|-----------|-------------|------------|
| Fiscal Year Ending December 31, 2016 |           |             |            |
|                                      | 11/8/2016 | \$ 3,129.32 | \$ 431.97  |
|                                      |           | \$ 3,129.32 | \$ 431.97  |
| <b>SUMMARY</b>                       |           | 2015 Taxes  | 2014 Taxes |
| <b>TOTAL COLLECTED</b>               |           | \$ 3,129.32 | \$ 431.97  |
| <b>TAX LEVIED</b>                    |           | \$ 3,129.98 | *          |
| <b>TAX EXTENDED</b>                  |           | \$ 3,129.98 | *          |
| <b>% COLLECTED</b>                   |           | 99.98%      | *          |
| <b>EXTENDED LESS COLLECTED</b>       |           | \$ 0.66     | *          |

\* Information is not available.

**Lisle-Woodridge Firefighter's Pension Fund Cash Projections FY2016  
MB Financial Bank**

Starting Date

1/1/2016

|  | Beginning | Jan-16  | Feb-16  | Mar-16  | Apr-16  | May-16  | Jun-16  | Jul-16  | Aug-16  | Sep-16  | Oct-16  | Nov-16  | Dec-16  | Total     |
|--|-----------|---------|---------|---------|---------|---------|---------|---------|---------|---------|---------|---------|---------|-----------|
| <b>Cash on Hand (beginning of month)</b> | 96,242    | 96,242  | 95,894  | 84,002  | 147,349 | 97,306  | 74,075  | 64,202  | 41,297  | 13,921  | 25,648  | 17,689  | 24,092  |           |
| <b>CASH RECEIVED</b>                     |           |         |         |         |         |         |         |         |         |         |         |         |         |           |
| Distribution Funding                     |           | 285,000 | 285,000 | 285,000 | 285,000 | 285,000 | 285,000 | 295,000 | 295,000 | 295,000 | 320,000 | 345,000 | 345,000 | 3,605,000 |
| Member Contributions                     |           | 63,252  | 63,210  | 113,116 | 52,785  | 68,465  | 66,254  | 62,770  | 61,909  | 91,930  | 59,884  | 60,539  | 56,798  | 820,912   |
| Other Misc                               |           | 135     | -       | 24,185  | -       | -       | -       | -       | 50      | -       | 450     | 3,129   | 50      | 27,999    |
| <b>TOTAL CASH RECEIVED</b>               |           | 348,387 | 348,210 | 422,301 | 337,785 | 353,465 | 351,254 | 357,770 | 356,959 | 386,930 | 380,334 | 408,669 | 401,848 | 4,453,912 |
| <b>Total Cash Available</b>              | 96,242    | 444,629 | 444,104 | 506,303 | 485,134 | 450,771 | 425,329 | 421,972 | 398,256 | 400,851 | 405,982 | 426,358 | 425,940 |           |
| <b>CASH PAID OUT</b>                     |           |         |         |         |         |         |         |         |         |         |         |         |         |           |
| Pension Payments                         |           | 348,652 | 351,644 | 356,010 | 356,010 | 358,596 | 361,020 | 361,140 | 375,607 | 370,075 | 388,255 | 390,155 | 390,961 | 4,408,124 |
| Pension Refunds                          |           | -       | -       | -       | -       | -       | -       | -       | -       | -       | -       | -       | -       | -         |
| Other Expenses                           |           | 83      | 8,458   | 2,944   | 31,818  | 18,100  | 107     | 19,535  | 8,728   | 5,128   | 38      | 12,112  | 937     | 107,988   |
| Wire Transfers Out (In)                  |           | -       | -       | -       | -       | -       | -       | -       | -       | -       | -       | -       | -       | -         |
| <b>TOTAL CASH PAID OUT</b>               |           | 348,735 | 360,102 | 358,954 | 387,828 | 376,696 | 361,127 | 380,675 | 384,335 | 375,203 | 388,293 | 402,266 | 391,897 | 4,516,111 |
| <b>Cash on Hand (end of month)</b>       | 96,242    | 95,894  | 84,002  | 147,349 | 97,306  | 74,075  | 64,202  | 41,297  | 13,921  | 25,648  | 17,689  | 24,092  | 34,042  |           |

\*\* Amount estimated\*\*

(See accountant's compilation report.)

**Lisle-Woodridge Firefighter's Pension Fund Cash Projections FY2017  
MB Financial Bank**

Starting Date

1/1/2017

|  | Beginning | Jan-17  | Feb-17  | Mar-17  | Apr-17  | May-17  | Jun-17  | Jul-17  | Aug-17  | Sep-17  | Oct-17  | Nov-17  | Dec-17  | Total     |
|--|-----------|---------|---------|---------|---------|---------|---------|---------|---------|---------|---------|---------|---------|-----------|
| <b>Cash on Hand (beginning of month)</b> | 34,042    | 34,042  | 40,042  | 42,042  | 100,042 | 68,042  | 66,042  | 79,942  | 69,942  | 69,942  | 96,942  | 96,842  | 85,842  |           |
| <b>CASH RECEIVED</b>                     |           |         |         |         |         |         |         |         |         |         |         |         |         |           |
| Distribution Funding                     |           | 345,000 | 345,000 | 345,000 | 345,000 | 345,000 | 345,000 | 345,000 | 345,000 | 345,000 | 345,000 | 345,000 | 345,000 | 4,140,000 |
| Member Contributions                     |           | 64,000  | 64,000  | 114,000 | 53,000  | 69,000  | 67,000  | 63,000  | 62,000  | 92,000  | 60,000  | 61,000  | 57,000  | 826,000   |
| Other Misc                               |           | -       | -       | -       | -       | -       | -       | -       | -       | -       | -       | -       | -       | -         |
| <b>TOTAL CASH RECEIVED</b>               |           | 409,000 | 409,000 | 459,000 | 398,000 | 414,000 | 412,000 | 408,000 | 407,000 | 437,000 | 405,000 | 406,000 | 402,000 | 4,966,000 |
| <b>Total Cash Available</b>              | 34,042    | 443,042 | 449,042 | 501,042 | 498,042 | 482,042 | 478,042 | 487,942 | 476,942 | 506,942 | 501,942 | 502,842 | 487,842 |           |
| <b>CASH PAID OUT</b>                     |           |         |         |         |         |         |         |         |         |         |         |         |         |           |
| Pension Payments                         |           | 398,000 | 398,000 | 398,000 | 398,000 | 398,000 | 398,000 | 398,000 | 398,000 | 405,000 | 405,000 | 405,000 | 405,000 | 4,804,000 |
| Pension Refunds                          |           | -       | -       | -       | -       | -       | -       | -       | -       | -       | -       | -       | -       | -         |
| Other Expenses                           |           | 5,000   | 9,000   | 3,000   | 32,000  | 18,000  | 100     | 20,000  | 9,000   | 5,000   | 100     | 12,000  | 1,000   | 114,200   |
| Wire Transfers Out (In)                  |           | -       | -       | -       | -       | -       | -       | -       | -       | -       | -       | -       | -       | -         |
| <b>TOTAL CASH PAID OUT</b>               |           | 403,000 | 407,000 | 401,000 | 430,000 | 416,000 | 398,100 | 418,000 | 407,000 | 410,000 | 405,100 | 417,000 | 406,000 | 4,918,200 |
| <b>Cash on Hand (end of month)</b>       | 34,042    | 40,042  | 42,042  | 100,042 | 68,042  | 66,042  | 79,942  | 69,942  | 69,942  | 96,942  | 96,842  | 85,842  | 81,842  |           |

\*\* Amount estimated\*\*

(See accountant's compilation report.)