



**LISLE-WOODRIDGE
FIREFIGHTERS' PENSION FUND**

ACCOUNTANT'S COMPILATION REPORT

For the Two Months Ended February 28, 2018



SIKICH.COM

LISLE-WOODRIDGE FIREFIGHTER’S PENSION FUND
TABLE OF CONTENTS

	<u>Page(s)</u>
ACCOUNTANT’S COMPILATION REPORT.....	1
BASIC FINANCIAL STATEMENTS	
Statement of Fiduciary Net Position.....	2
Statement of Changes in Fiduciary Net Position.....	3
SUPPLEMENTARY INFORMATION	
Balance Sheet.....	4-9
Cash and Investments Chart.....	10
Revenue Report.....	11-15
Revenues Chart.....	16
Expense Report.....	17
Expenses Chart.....	18
Property Tax Revenue Analysis.....	19-21
• DuPage County	
• Will County	
Cash Flow Projections Report FY2018.....	22

1415 West Diehl Road, Suite 400
Naperville, IL 60563
630.566.8400

SIKICH.COM

ACCOUNTANT'S COMPILATION REPORT

The Honorable President
Members of the Board of Trustees
Lisle-Woodridge Firefighter's Pension Fund
Lisle, Illinois 60532

Management is responsible for the accompanying statement of fiduciary net position of the Lisle-Woodridge Firefighter's Pension Fund, a pension trust fund of the Lisle-Woodridge Fire Protection District of Lisle, Illinois, as of February 28, 2018 and the related statement of changes in fiduciary net position for the two months ended February 28, 2018. We have performed a compilation engagement in accordance with Statements on Standards for Accounting and Review Services promulgated by the Accounting and Review Services Committee of the AICPA. We did not audit or review the financial statements nor were we required to perform any procedures to verify the accuracy or completeness of the information provided by management. Accordingly, we do not express an opinion, a conclusion, nor provide any form of assurance on these financial statements.

The accompanying supplementary information is presented for purposes of additional analysis and is not a required part of the basic financial statements. Such information is the responsibility of management. The supplementary information was subject to our compilation engagement. We have not audited or reviewed the supplementary information and do not express an opinion, a conclusion, nor provide any assurance on such supplementary information.

Management has elected to omit substantially all of the disclosures and required supplementary information required by accounting principles generally accepted in the United States of America. If the omitted disclosures and required supplementary information were included in the financial statements, they might influence the user's conclusions about the Firefighter's Pension Fund's assets, liabilities, net position, additions and deductions. Accordingly, these financial statements are not designed for those who are not informed about such matters.

SiKich LLP

Naperville, Illinois
March 7, 2018

BASIC FINANCIAL STATEMENTS

Lisle-Woodridge Firefighter's Pension Fund

Statement of Fiduciary Net Position

February 28, 2018

ASSETS

Cash and Investments

Demand Deposits	\$	2,771,024.24
Corporate Bonds		9,100,069.13
US Treasury Notes		7,016,998.39
US Treasury Bonds		1,715,789.27
FNMA Pool		739,195.24
FHLMC Pool		1,866,468.67
FFCB Bonds		137,000.00
FNMA Notes		308,703.70
Unrealized Gains (Losses)		(216,823.22)
Stock Equities		5,297,517.03
Mutual Funds		36,936,973.62

Other Assets

Accrued Interest Receivable		<u>114,258.67</u>
-----------------------------	--	-------------------

Total Assets		65,787,174.74
--------------	--	---------------

LIABILITIES

Accounts Payable		<u>-</u>
------------------	--	----------

NET POSITION RESTRICTED FOR PENSIONS

	\$	<u><u>65,787,174.74</u></u>
--	----	-----------------------------

(See accountant's compilation report.)

Lisle- Woodridge Firefighter's Pension Fund
Statement of Changes in Fiduciary Net Position
For the Two Months Ended February 28, 2018

ADDITIONS

Contributions		
Employer Contributions	\$	-
Employee Contributions		122,944.80
		<hr/>
Total Contributions		122,944.80
		<hr/>
Investment Income		
Net Appreciations (Depreciation) in Fair Value of Investments		
Fixed Income Securities		(546,599.56)
Stock Equity		(205,147.15)
Mutual Funds		83,639.51
Interest and Dividends		
Demand Deposits		2,578.85
Fixed Income Securities		100,230.47
Stock Equity		27,505.66
Mutual Funds		32,555.13
		<hr/>
Total Investment Income		(505,237.09)
Less Investment Expense		(50,808.03)
		<hr/>
Net Investment Income (Loss)		(556,045.12)
		<hr/>
Total Other Income		-
		<hr/>
Total Additions		(433,100.32)
		<hr/>

DEDUCTIONS

Pension Benefits and Refunds		
Pension Benefits		868,816.84
Refunds		-
Administrative Expenses		
Insurance		-
Professional Services		8,369.39
Other Expenses		-
		<hr/>
Total Deductions		877,186.23
		<hr/>
Net Increase (Decrease)		(1,310,286.55)
		<hr/>
Net Position Restricted for Pensions January 1		67,097,461.29
		<hr/>
End of Period	\$	65,787,174.74
		<hr/> <hr/>

(See accountant's compilation report.)

SUPPLEMENTARY INFORMATION

Lisle-Woodridge Firefighter's Pension Fund

Balance Sheet
February 28, 2018

Demand Deposits

0-0-1100.001	PETTY CASH	\$	100.00
0-0-1102.001	CK - MB FINANCIAL #4710000418		514,758.95
0-0-1105.001	UBS-EM22472 CASH		1,140,698.65
0-0-1105.002	UBS-EM22475 LAZARD		1.46
0-0-1105.003	UBS-EM22478 FMI		4.29
0-0-1105.004	UBS-EM22480 INVESCO		0.09
0-0-1105.005	UBS-EM22487 PACIFIC INCOME		751,829.38
0-0-1105.006	UBS-EM22500 RNC GENTER		170,156.15
0-0-1105.007	UBS-EM22958 MFS		7.35
0-0-1105.008	UBS-EM24449 TORTOISE		186,792.13
0-0-1105.009	UBS-EM24453 CHILTON		6,581.04
0-0-1105.011	UBS-EM24457 LOOMIS SAYLES		7.94
0-0-1105.012	UBS-EM24458 BLACKROCK		0.82
0-0-1105.013	UBS-EM24460 PIONEER INCOME		0.13
0-0-1105.014	UBS-EM24465 WELLS FARGO		15.28
0-0-1105.016	UBS-EM24468 INVESCO SP 500		22.16
0-0-1105.017	UBS-EM24469 JPMORGAN		0.69
0-0-1105.018	UBS-EM24478 ISHARES		47.73
			<hr/>
	Total Demand Deposits		2,771,024.24

Corporate Bonds

0-0-1151.004	STANLEY BLACK & DECKER #AB7		50,019.10
0-0-1151.014	PNC FUNDING CORP #BL6		92,777.70
0-0-1151.016	PRIVATE EXPT FDG #DV1		110,708.07
0-0-1151.017	FIDELITY NATL #AP1		25,965.94
0-0-1151.021	STIFEL FINANCIAL #AE2		44,826.30
0-0-1151.037	ESSEX PORTFOLIO LP #AN7		52,456.62
0-0-1151.038	NATIONAL RETAIL PROP #AG1		51,953.53
0-0-1151.050	HAWAIIAN AIRLINES #AA5		91,657.77
0-0-1151.068	US AIRWAYS #AA1		81,738.40
0-0-1151.076	BAFC NTS #DX4		82,023.48
0-0-1151.079	DU PONT DE NEMOURS #BW8		85,270.28
0-0-1151.081	RPM INTL INC #AR4		83,772.74
0-0-1151.082	BOEING CAPITAL #AL8		83,338.31
0-0-1151.083	LABORATORY CORP #AR3 -PI		79,910.40
0-0-1151.085	EXELON CORP NTS #AH4		74,985.75
0-0-1151.086	BB&T CORP MED #AU7		74,958.00
0-0-1151.087	CARLISLE COS INC #AE0		81,483.66
0-0-1151.089	TEXTRON INC #BT7		69,885.20
0-0-1151.091	GOLDMAN SACHS GROUP #GQ1		76,220.00
0-0-1151.093	CITIGROUP INC #FT3		75,703.95
0-0-1151.094	J P MORGAN CHASE #JD3		101,309.51
0-0-1151.095	MICROSOFT CORP #BA1		79,861.60
0-0-1151.097	AMERICAN TOWER #AA8 -PI		80,529.93
0-0-1151.100	AGILENT TECHNOLOGIES #AH4		77,403.20
0-0-1151.101	NBCUNIVERSAL MEDIA #AH3		74,721.20
0-0-1151.102	GATX CORP #AQ6		66,802.78
0-0-1151.106	MOSAIC CO #AC7		75,212.99
0-0-1151.108	FMC CORP NTS #AS4		74,880.00

(This statement is continued on the following pages.)

Lisle-Woodridge Firefighter's Pension Fund

Balance Sheet (Continued)

February 28, 2018

Corporate Bonds (Continued)

0-0-1151.111	MONSANTO CO #AU5	\$	72,874.50
0-0-1151.112	TYCO ELECTRONICS #AR8		74,710.50
0-0-1151.113	CADENCE DESIGN SYS #AL2		64,749.10
0-0-1151.116	FISERV INC #AP3		74,949.75
0-0-1151.118	COCA COLA BOT #AK8 -PI		69,982.50
0-0-1151.119	WORTHINGTON INDUSTRIES #AE2		64,862.85
0-0-1151.120	AMER AIRLN 15-2 #AB2		74,318.30
0-0-1151.122	PARKER HANNIFIN #AM7		79,914.40
0-0-1151.124	DUKE ENERGY CAROLINAS #AE4		89,630.30
0-0-1151.125	STANLEY BLACK & DECKER #AA9		78,857.60
0-0-1151.127	BLACK HILLS #AK5		49,938.50
0-0-1151.145	SYSCO #BD8		103,332.20
0-0-1151.147	HANOVER INS. #AF2 BRADFORD		44,895.15
0-0-1151.148	TRI-STATE #AH1		74,765.57
0-0-1151.149	ONEOK PARTNERS #AL7		66,573.65
0-0-1151.150	EQUIFAX #AK1		69,966.40
0-0-1151.158	COLUMBIA PIPELINE #AF6		85,023.30
0-0-1151.169	NEW YORK & PRESBY #AD6		24,999.00
0-0-1151.171	ORACLE CORP #BJ3		122,139.60
0-0-1151.182	AIR LEASE CORP #AN4		58,906.91
0-0-1151.183	BUNGE LTD FIN #AX8		80,381.62
0-0-1151.184	ARCHER-DANIELS #BL5		80,550.09
0-0-1151.185	INTL PAPER CO #CP6		79,699.20
0-0-1151.191	FLOWERS FOODS #AB7		54,773.95
0-0-1151.192	CABOT CORP #AK7		79,879.20
0-0-1151.193	INGREDION INC #AB8 - PI		79,965.60
0-0-1151.198	AMERICAN TOWER CORP #AD2		56,798.44
0-0-1151.200	SEMPRA ENERGY #AZ2		94,903.10
0-0-1151.201	XYLEM INC B/E #AJ9		79,835.20
0-0-1151.202	ERP OPERATING LP B/E #BF9		79,472.80
0-0-1151.205	KINDER MORGAN ENERGY #BS4		46,275.11
0-0-1151.207	OCCIDENTAL PETROLEUM #CM5		84,531.15
0-0-1151.211	HOLLYFRONTIER CORP #AA6		25,024.55
0-0-1151.214	BROADRIDGE FINANCIAL #AC7 PACIFIC INCOME		79,671.20
0-0-1151.215	ABBOTT LABS #BF6 PACIFIC INCOME		79,404.80
0-0-1151.216	HANOVER INS. #AF2 PACIFIC INCOME		69,836.90
0-0-1151.220	UNUM GROUP #AK2		71,704.95
0-0-1151.221	TRANSATLANTIC HLDGS #AB0		42,416.33
0-0-1151.224	WELLS FARGO & CO #SK8		237,807.75
0-0-1151.225	SUNTRUST BANK #AR8		120,059.25
0-0-1151.227	APPLE INC #CG3		111,110.90
0-0-1151.229	APPLE #CK4		64,968.15
0-0-1151.230	HEXCEL CORP #AN8		100,479.00
0-0-1151.232	ENBRIDGE ENERGY #AP1		48,453.60
0-0-1151.234	JPMORGAN CHASE #RY8		107,159.40
0-0-1151.235	FIRST HORIZON NATL #AB1		56,537.25
0-0-1151.236	PHYSICIANS REALTY #AA0		49,838.50
0-0-1151.237	MERCURY GENL #AB6		74,885.25
0-0-1151.238	CAPITAL ONE FINANCIAL #BN4		114,648.10
0-0-1151.239	CITIGROUP INC #LD1		131,655.50

(This statement is continued on the following pages.)

Lisle-Woodridge Firefighter's Pension Fund

Balance Sheet (Continued)

February 28, 2018

Corporate Bonds (Continued)

0-0-1151.246	MERCURY GENL #AB6 -PI	\$	79,877.60
0-0-1151.247	CAPITAL ONE FINANCIAL #BN4 -PI		79,755.20
0-0-1151.249	CINTAS CORP #AN0		79,692.80
0-0-1151.250	VULCAN MATERIALS #AT6 -PI		79,682.40
0-0-1151.253	VULCAN MATERIALS #AS8		79,047.00
0-0-1151.256	SSM HEALTH CARE #AA3		95,557.15
0-0-1151.257	BANK OF AMER CORP #GK9		117,955.20
0-0-1151.258	JPMORGAN CHASE #AE6		120,206.00
0-0-1151.259	KAISER FNDRY HOSPIT #AD5		49,525.50
0-0-1151.262	BK OF NY MELLON #AC1		90,000.00
0-0-1151.265	DOMINION RESOURCES #CT4		55,056.65
0-0-1151.266	GOLDMAN SACHS #WJ9		75,042.75
0-0-1151.267	FIFTH THIRD BANCORP #CU2		64,981.80
0-0-1151.271	MOTOROLA SOLUTIONS #BE8		91,422.45
0-0-1151.272	EAGLE MATERIALS #AA6		72,888.00
0-0-1151.273	MORGAN STANLEY #AK4		119,421.50
0-0-1151.274	AT&T INC #EM0		80,280.00
0-0-1151.275	THERMO FISHER SCIENTIFIC #BX9		79,410.40
0-0-1151.276	AT&T INC #EN8		80,072.25
0-0-1151.277	ARES CAPITAL CORP #AU7		29,976.30
0-0-1151.278	REGIONS FNL CORP #AM2		80,024.60
0-0-1151.281	ANHEUSER BUSCH #AN6		45,275.60
0-0-1151.282	PPL CAPITAL FUNDING #AM5		64,214.80
0-0-1151.284	ALLEGION US #AE4		79,806.40
0-0-1151.285	HUDSON PACIFIC #AA4		99,853.70
0-0-1151.286	EQT CORP NTS #AF6		59,156.80
0-0-1151.287	DISCOVERY COMM #AT6		61,090.80
0-0-1151.288	AT&T INC #EL2		65,187.20
0-0-1151.289	LEGGETT & PLATT INC #AY3		79,472.80
0-0-1151.290	PHILIP MORRIS INTL #CD9		119,485.20
0-0-1151.292	WESTLAKE CHEM #AU6		59,387.40
0-0-1151.293	SPRINT AIR 2017 #AA4		55,000.00
0-0-1151.294	GENL ELEC CO #BH5		82,252.50
0-0-1151.295	SOUTHERN CO #CV7		63,633.70
0-0-1151.296	GOLDMAN SACHS #WV2		125,000.00
0-0-1151.298	ENERGY TRANS PART #BG3		88,420.40
0-0-1151.299	LINCOLN NATL CORP #BH1		79,813.60
0-0-1151.300	INGERSOLL-RAND #AP7		79,800.80
0-0-1151.301	LINCOLN NATL CORP #BH1 - TC		64,848.55
			<hr/>
	Total Corporate Bonds		9,100,069.13

US Treasury Notes

0-0-1252.006	US TREASURY NOTE #SD3		125,006.74
0-0-1252.007	US TREASURY NOTE #UN8		367,143.07
0-0-1252.019	US TREASURY NOTE #NT3		15,805.13
0-0-1252.020	US TREASURY NOTE #P46 - PI		661,810.79
0-0-1252.040	US TREASURY NOTE #S76		139,778.43
0-0-1252.057	US TREASURY NOTE #W55 -PI		200,283.48
0-0-1252.061	US TREASURY NOTE #V64		992,872.30
0-0-1252.069	US TREASURY NOTE #X39		333,052.89

(This statement is continued on the following pages.)

Lisle-Woodridge Firefighter's Pension Fund

Balance Sheet (Continued)

February 28, 2018

US Treasury Notes (Continued)

0-0-1252.075	US TREASURY NOTE #2L3	\$ 237,577.98
0-0-1252.079	US TREASURY NOTE #L40	298,586.94
0-0-1252.081	US TREASURY NOTE #3F5	75,257.20
0-0-1252.083	US TREASURY NOTE #3Q1	911,564.06
0-0-1252.084	US TREASURY NOTE #3S7	1,785,944.53
0-0-1252.085	US TREASURY NOTE #3V0	389,815.63
0-0-1252.086	US TREASURY NOTE #3U2	482,499.22
		<hr/>
Total US Treasury Notes		7,016,998.39

US Treasury Bonds

0-0-1255.003	US TREASURY BOND #QD3	207,417.07
0-0-1255.004	US TREASURY BOND #QS0	55,907.99
0-0-1255.010	US TREASURY BOND #RX8	334,657.57
0-0-1255.013	US TREASURY BOND #QA9	91,525.00
0-0-1255.016	US TREASURY BOND #RZ3	277,258.20
0-0-1255.017	US TREASURY BOND #SA7	749,023.44
		<hr/>
Total US Treasury Bonds		1,715,789.27

FNMA Pool

0-0-1262.002	FNMA PL 753098 #UX5	16,569.40
0-0-1262.003	FNMA PL 725946 #P79	42,355.15
0-0-1262.004	FNMA PL 799519 #G45	3,452.30
0-0-1262.005	FNMA PL 799695 #NL9	13,452.09
0-0-1262.006	FNMA PL 797665 #FE9	9,684.46
0-0-1262.007	FNMA PL 844386 #CX5	910.43
0-0-1262.008	FNMA PL 865200 #GH6	917.15
0-0-1262.009	FNMA PL 831541 #ZE9	6,037.08
0-0-1262.010	FNMA PL 891601 #RW2	2,516.68
0-0-1262.011	FNMA PL 892239 #HQ4	5,650.51
0-0-1262.012	FNMA PL 893427 #SQ7	1,908.29
0-0-1262.013	FNMA PL 896535 #BC8	3,092.65
0-0-1262.014	FNMA PL 900883 #2Q8	16,811.08
0-0-1262.015	FNMA PL 937289 #XS0	5,079.79
0-0-1262.016	FNMA PL 940525 #LE9	497.87
0-0-1262.017	FNMA PL 949244 #BM8	2,608.22
0-0-1262.018	FNMA PL 966555 #H83	1,343.69
0-0-1262.020	FNMA PL 929301 #NS3	12,634.82
0-0-1262.021	FNMA PL 983077 #CN5	8,116.44
0-0-1262.022	FNMA PL 889409 #DN1	655.20
0-0-1262.023	FNMA PL 930871 #FL0	27,028.94
0-0-1262.024	FNMA PL AB9754 #ZU3	109,525.55
0-0-1262.025	FNMA PL AB9763 #Z58	57,815.47
0-0-1262.026	FNMA PL AB9774 #2G0	123,760.74
0-0-1262.027	FNMA PL AS2764 #CA9	172,733.33
0-0-1262.028	FNMA PL AY3728 #EA4	94,037.91
		<hr/>
Total FNMA Pool		739,195.24

(This statement is continued on the following pages.)

Lisle-Woodridge Firefighter's Pension Fund

Balance Sheet (Continued)

February 28, 2018

FHLMC Pool

0-0-1263.001	FHLMC PL C91820 #AV3	\$	61,843.67
0-0-1263.002	FHLMC PL C91816 #AR2		123,069.78
0-0-1263.003	FHLMC PL A13570 #6F1		20,922.66
0-0-1263.004	FHLMC PL A23557 #5S9		123,526.17
0-0-1263.005	FHLMC PL G08008 #AJ9		1,062.88
0-0-1263.006	FHLMC PL A38978 #6P0		6,285.25
0-0-1263.007	FHLMC PL G08087 #CZ1		13,551.46
0-0-1263.008	FHLMC PL A51101 #GJ8		1,619.47
0-0-1263.009	FHLMC PL A54908 #NZ5		35,645.10
0-0-1263.010	FHLMC PL A54224 #VR6		358.46
0-0-1263.011	FHLMC PL A53752 #EZ7		38,583.13
0-0-1263.012	FHLMC PL A62706 #AF7		4,857.09
0-0-1263.013	FHLMC PL A64158 #TP2		2,231.16
0-0-1263.014	FHLMC PL A67491 #KC2		3,202.27
0-0-1263.015	FHLMC PL A69472 #QZ6		7,117.92
0-0-1263.016	FHLMC PL A75230 #Y33		7,033.53
0-0-1263.017	FHLMC PL G04176 #6M7		6,089.99
0-0-1263.018	FHLMC PL A77977 #2J6		4,714.28
0-0-1263.019	FHLMC PL G04816 #VH8		18,339.10
0-0-1263.020	FHLMC PL G05507 #NY8		12,951.08
0-0-1263.021	FHLMC PL G05518 #PB6		13,662.19
0-0-1263.022	FHLMC PL C09032 #A91		58,688.24
0-0-1263.023	FHLMC PL G08542 #S84		104,541.63
0-0-1263.024	FHLMC PL Q30081 #CT8		127,078.01
0-0-1263.025	FHLMC PL G08601 #U32		137,408.89
0-0-1263.026	FHLMC PL G08632 #V23		102,575.83
0-0-1263.027	FHLMC PL G08670 #W89		108,081.93
0-0-1263.031	FHLMC PL G08697 #X39		16,183.90
0-0-1263.032	FHLMC PL G08741 #ZF0		500,607.59
0-0-1263.033	FHLMC PL G08742 #ZG8		204,636.01

Total FHLMC Pool			<u>1,866,468.67</u>
------------------	--	--	---------------------

FFCB Bonds

0-0-1284.001	FFCB #2K2		<u>137,000.00</u>
Total FFCB Bonds			<u>137,000.00</u>

FNMA Notes

0-0-1287.004	FNMA NOTE #E33		110,362.50
0-0-1287.005	FNMA NOTE #G72		198,341.20
Total FNMA Notes			<u>308,703.70</u>

Unrealized Gains (Losses)

0-0-1300.001	UNREALIZED GAINS (LOSSES)		<u>(216,823.22)</u>
Total Unrealized Gains (Losses)			<u>(216,823.22)</u>

(This statement is continued on the following page.)

Lisle-Woodridge Firefighter's Pension Fund

Balance Sheet (Continued)

February 28, 2018

Stock Equities

0-0-1450.001	UBS - RNC GENTER	\$	3,946,226.03
0-0-1450.002	UBS - CHILTON		1,351,291.00
0-0-1450.003	UBS - STONEBRIDGE		-
	Total Stock Equities		<u>5,297,517.03</u>

Mutual Funds

0-0-1550.001	LAZARD EMERGING MKTS		3,028,108.09
0-0-1550.002	FMI COMMON STOCK		3,237,487.69
0-0-1550.003	INVESCO INTL GROWTH		3,760,492.71
0-0-1550.004	MFS INTL VALUE		3,662,072.76
0-0-1550.005	LOOMIS SAYLES GROWTH		3,523,495.31
0-0-1550.006	BLACKROCK STRATEGIC INC		3,074,918.62
0-0-1550.007	PIONEER STRATEGIC INC		2,753,459.75
0-0-1550.008	WELLS FARGO ABS RETURN		3,548,795.76
0-0-1550.010	INVESCO S&P 500		4,008,718.32
0-0-1550.011	JP MORGAN FDS UNDIS MGRS BEHAV		2,559,628.21
0-0-1550.012	UNDISCOVERED MG BH VL SL		568,620.64
0-0-1550.013	ISHARES CORE EMERG MKTS		3,211,175.76
	Total Mutual Funds		<u>36,936,973.62</u>

Other Assets

0-0-1900.000	ACCRUED INTEREST RECEIVABLE		<u>114,258.67</u>
	Total Other Assets		<u>114,258.67</u>

TOTAL ASSETS

\$ 65,787,174.74

LIABILITIES

0-0-2000.000	ACCOUNTS PAYABLE	\$	<u>-</u>
	Total Liabilities		<u>-</u>

FUND BALANCE

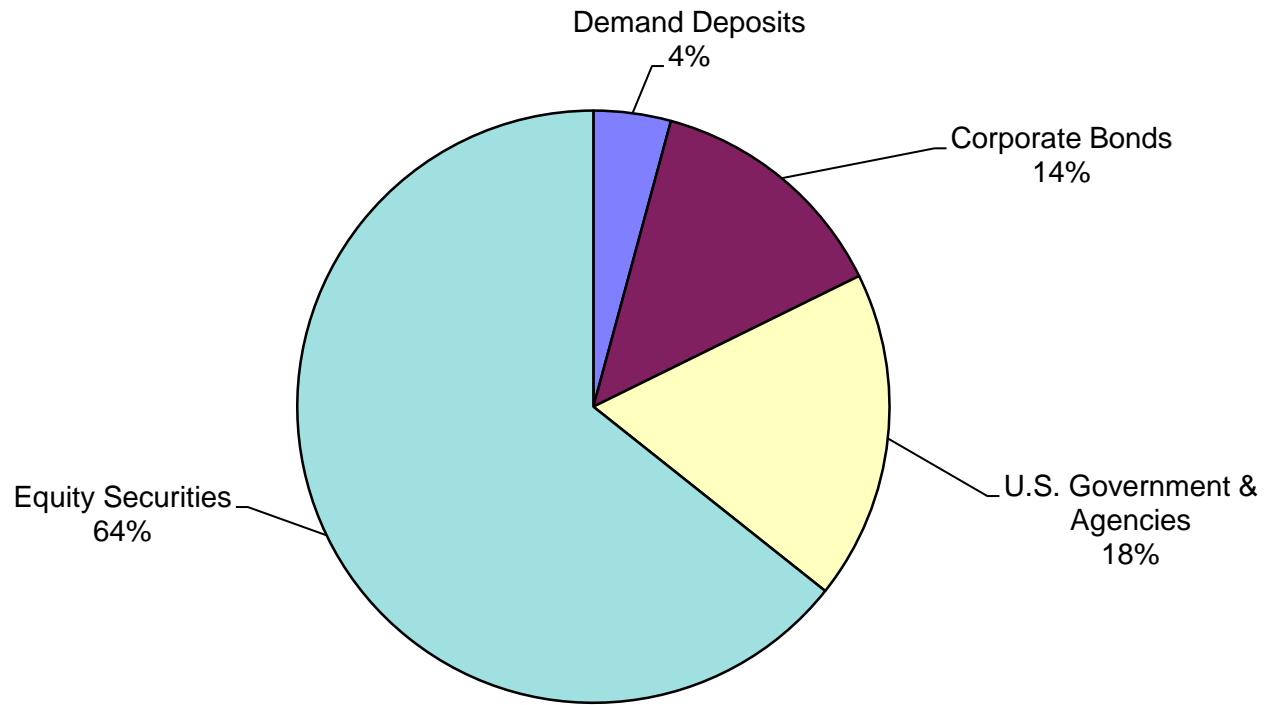
0-0-3000.001	FUND BALANCE		<u>65,787,174.74</u>
--------------	--------------	--	----------------------

TOTAL LIABILITIES AND FUND BALANCE

\$ 65,787,174.74

(See accountant's compilation report.)

**Lisle-Woodridge Firefighter's Pension Fund
Cash and Investments
February 28, 2018**



(See accountant's compilation report.)

Lisle-Woodridge Firefighter's Pension Fund
Revenue Report
For the Two Months Ended February 28, 2018

		<u>Current Month</u>	<u>Year to Date</u>
Revenues			
Employer and Member Contributions			
Employer Contributions			
0-0-4000.000	CURRENT TAX	\$ -	\$ -
0-0-4040.000	OTHER MUNICIPAL REVENUE	-	-
	Total Employer Contributions	-	-
Employee Contributions			
0-0-4050.000	CONTRIBUTIONS - CURRENT YEAR	61,177.08	122,944.80
	Total Employee Contributions	61,177.08	122,944.80
	Total Employer and Employee Contributions	61,177.08	122,944.80
Income Cash and Investments			
Interest Demand Deposits			
0-0-4105.001	UBS-EM22472 CASH	378.33	755.88
0-0-4105.002	UBS-EM22475 LAZARD	-	5.31
0-0-4105.003	UBS-EM22478 FMI	-	5.31
0-0-4105.004	UBS-EM22480 INVESCO	0.00	5.31
0-0-4105.005	UBS-EM22487 PACIFIC INCOME	604.07	1,120.40
0-0-4105.006	UBS-EM22500 RNC GENTER	156.46	224.00
0-0-4105.008	UBS-EM24449 TORTOISE	169.09	355.50
0-0-4105.009	UBS-EM24453 CHILTON	7.28	19.77
0-0-4105.010	UBS-EM24456 STONEBRIDGE	37.87	66.14
0-0-4105.011	UBS-EM24457 LOOMIS SAYLES	-	7.97
0-0-4105.016	UBS-EM24468 INVESCO SP 500	-	5.31
0-0-4105.017	UBS-EM24469 JPMORGAN	-	5.31
0-0-4105.018	UBS-EM24478 ISHARES	0.03	2.64
	Total Interest Demand Deposits	1,353.13	2,578.85
Income Fixed Income Securities			
Income Corporate Bonds			
0-0-4151.014	PNC FUNDING CORP #BL6	1,859.38	1,859.38
0-0-4151.050	HAWAIIAN AIRLINES #AA5	-	1,802.58
0-0-4151.054	KILROY REALTY #AK8	1,044.79	1,044.79
0-0-4151.075	WELLS FARGO & CO #FG0	-	600.00
0-0-4151.083	LABORATORY CORP #AR3 -PI	1,050.00	1,050.00
0-0-4151.091	GOLDMAN SACHS GROUP #GQ1	-	2,100.00
0-0-4151.093	CITIGROUP INC #FT3	-	1,687.50
0-0-4151.094	J P MORGAN CHASE #JD3	-	2,250.00
0-0-4151.095	MICROSOFT CORP #BA1	950.00	950.00
0-0-4151.101	NBCUNIVERSAL MEDIA #AH3	-	1,150.00
0-0-4151.108	FMC CORP NTS #AS4	1,537.50	1,537.50
0-0-4151.111	MONSANTO CO #AU5	-	1,265.63
0-0-4151.112	TYCO ELECTRONICS #AR8	1,293.75	1,293.75
0-0-4151.127	BLACK HILLS #AK5	-	625.00
0-0-4151.169	NEW YORK & PRESBY #AD6	507.88	507.88
0-0-4151.171	ORACLE CORP #BJ3	-	2,400.00
0-0-4151.183	BUNGE LTD FIN #AX8	1,300.00	1,300.00
0-0-4151.184	ARCHER-DANIELS #BL5	1,000.00	1,000.00

(This statement is continued on the following pages.)

Lisle-Woodridge Firefighter's Pension Fund
Revenue Report (Continued)
For the Two Months Ended February 28, 2018

		<u>Current Month</u>	<u>Year to Date</u>
Revenues (Continued)			
Income Fixed Income Securities (Continued)			
Income Corporate Bonds (Continued)			
0-0-4151.185	INTL PAPER CO #CP6	\$ 1,200.00	\$ 1,200.00
0-0-4151.198	AMERICAN TOWER CORP #AD2	1,250.00	1,250.00
0-0-4151.205	KINDER MORGAN ENERGY #BS4	933.75	933.75
0-0-4151.207	OCCIDENTAL PETROLEUM #CM5	1,275.00	1,275.00
0-0-4151.210	GOLDMAN SACHS GROUP INC #AH3	-	673.75
0-0-4151.224	WELLS FARGO & CO #SK8	-	3,606.08
0-0-4151.225	SUNTRUST BANK #AR8	-	1,350.00
0-0-4151.227	APPLE INC #CG3	1,650.00	1,650.00
0-0-4151.229	APPLE #CK4	617.50	617.50
0-0-4151.230	HEXCEL CORP #AN8	1,975.00	1,975.00
0-0-4151.234	JPMORGAN CHASE #RY8	1,985.55	1,985.55
0-0-4151.239	CITIGROUP INC #LD1	-	2,526.55
0-0-4151.240	MORGAN STANLEY #EF9	-	1,191.22
0-0-4151.257	BANK OF AMER CORP #GK9	(1,065.97)	(220.88)
0-0-4151.265	DOMINION RESOURCES #CT4	-	709.23
0-0-4151.271	MOTOROLA SOLUTIONS #BE8	(124.51)	(124.51)
0-0-4151.272	EAGLE MATERIALS #AA6	1,575.00	1,575.00
0-0-4151.273	MORGAN STANLEY #AK4	-	976.55
0-0-4151.274	AT&T INC #EM0	1,620.67	1,620.67
0-0-4151.275	THERMO FISHER SCIENTIFIC #BX9	1,287.11	1,287.11
0-0-4151.276	AT&T INC #EN8	2,036.22	2,036.22
0-0-4151.277	ARES CAPITAL CORP #AU7	974.65	974.65
0-0-4151.278	REGIONS FNL CORP #AM2	1,100.00	1,100.00
0-0-4151.279	PRICELINE GROUP #BC9	-	324.23
0-0-4151.281	ANHEUSER BUSCH #AN6	980.00	980.00
0-0-4151.286	EQT CORP NTS #AF6	(335.83)	(335.83)
0-0-4151.288	AT&T INC #EL2	1,147.97	1,147.97
0-0-4151.291	ANTHEM INC #AD5	825.17	825.17
0-0-4151.295	SOUTHERN CO #CV7	-	1,056.25
0-0-4151.297	BANK OF AMERICA #G26	236.56	236.56
0-0-4151.298	ENERGY TRANS PART #BG3	-	112.15
Total Income Corporate Bonds		<u>31,687.14</u>	<u>58,938.95</u>
Income US Treasury Notes			
0-0-4252.006	US TREASURY NOTE #SD3	-	781.25
0-0-4252.007	US TREASURY NOTE #UN8	3,650.00	3,650.00
0-0-4252.019	US TREASURY NOTE #NT3	196.88	196.88
0-0-4252.020	US TREASURY NOTE #P46 - PI	6,961.23	6,961.23
0-0-4252.040	US TREASURY NOTE #S76	-	787.50
0-0-4252.057	US TREASURY NOTE #W55 - PI	1,875.00	1,875.00
0-0-4252.061	US TREASURY NOTE #V64	71.46	2,331.07
0-0-4252.071	US TREASURY NOTE #2R0	-	8,813.15
0-0-4252.075	US TREASURY NOTE #2L3	-	455.66
0-0-4252.076	US TREASURY NOTE #2Y5	2,241.76	2,241.76
0-0-4252.077	US TREASURY NOTE #3C2	2,790.06	2,790.06
0-0-4252.078	US TREASURY NOTE #3G3	-	2,521.06
0-0-4252.079	US TREASURY NOTE #L40	(455.80)	(831.49)
0-0-4252.080	US TREASURY NOTE #G38	637.09	637.09
0-0-4252.081	US TREASURY NOTE #3F5	542.23	214.05

(This statement is continued on the following pages.)

Lisle-Woodridge Firefighter's Pension Fund
Revenue Report (Continued)
For the Two Months Ended February 28, 2018

	Current Month	Year to Date
Revenues (Continued)		
Income Fixed Income Securities (Continued)		
Income US Treasury Notes (Continued)		
0-0-4252.082	US TREASURY NOTE #3H1	\$ 5,891.11
0-0-4252.083	US TREASURY NOTE #3Q1	\$ 5,891.11
0-0-4252.084	US TREASURY NOTE #3S7	(309.39)
0-0-4252.085	US TREASURY NOTE #3V0	(664.91)
0-0-4252.086	US TREASURY NOTE #3U2	(98.90)
		(136.40)
		(254.56)
	Total Income US Treasury Notes	23,601.77
		38,160.61
Income US Treasury Bonds		
0-0-4255.004	US TREASURY BOND #QS0	937.50
0-0-4255.013	US TREASURY BOND #QA9	937.50
0-0-4255.015	US TREASURY BOND #RY6	1,400.00
0-0-4255.016	US TREASURY BOND #RZ3	11,083.32
		6,915.72
		(2,245.19)
	Total Income US Treasury Bonds	11,175.63
		7,008.03
Income FNMA Pool		
0-0-4262.002	FNMA PL 753098 #UX5	88.83
0-0-4262.003	FNMA PL 725946 #P79	178.07
0-0-4262.004	FNMA PL 799519 #G45	194.66
0-0-4262.005	FNMA PL 799695 #NL9	15.80
0-0-4262.006	FNMA PL 797665 #FE9	31.65
0-0-4262.007	FNMA PL 844386 #CX5	65.11
0-0-4262.008	FNMA PL 865200 #GH6	48.00
0-0-4262.009	FNMA PL 831541 #ZE9	96.13
0-0-4262.010	FNMA PL 891601 #RW2	4.59
0-0-4262.011	FNMA PL 892239 #HQ4	9.19
0-0-4262.012	FNMA PL 893427 #SQ7	4.28
0-0-4262.013	FNMA PL 896535 #BC8	8.97
0-0-4262.014	FNMA PL 900883 #2Q8	30.97
0-0-4262.015	FNMA PL 937289 #XS0	12.87
0-0-4262.016	FNMA PL 940525 #LE9	25.78
0-0-4262.017	FNMA PL 949244 #BM8	30.60
0-0-4262.018	FNMA PL 966555 #H83	9.55
0-0-4262.020	FNMA PL 929301 #NS3	15.49
0-0-4262.021	FNMA PL 983077 #CN5	85.40
0-0-4262.022	FNMA PL 889409 #DN1	25.49
0-0-4262.023	FNMA PL 930871 #FL0	51.09
0-0-4262.024	FNMA PL AB9754 #ZU3	2.56
0-0-4262.025	FNMA PL AB9763 #Z58	5.29
0-0-4262.026	FNMA PL AB9774 #2G0	12.55
0-0-4262.027	FNMA PL AS2764 #CA9	27.05
0-0-4262.028	FNMA PL AY3728 #EA4	6.95
		13.92
		48.96
		99.54
		31.37
		63.04
		3.34
		6.76
		104.29
		212.53
		328.40
		660.55
		172.80
		350.81
		369.79
		742.38
		525.23
		1,056.82
		238.29
		477.46
	Total Income FNMA Pool	2,476.17
		4,985.25
Income FHLMC Pool		
0-0-4263.001	FHLMC PL C91820 #AV3	168.47
0-0-4263.002	FHLMC PL C91816 #AR2	340.32
0-0-4263.003	FHLMC PL A13570 #6F1	336.41
0-0-4263.004	FHLMC PL A23557 #5S9	101.08
		202.50
		633.38
		1,312.05

(This statement is continued on the following pages.)

Lisle-Woodridge Firefighter's Pension Fund
Revenue Report (Continued)
For the Two Months Ended February 28, 2018

	Current Month	Year to Date
Revenues (Continued)		
Income Fixed Income Securities (Continued)		
Income FHLMC Pool (Continued)		
0-0-4263.005	\$ 5.62	\$ 11.48
0-0-4263.006	30.71	61.58
0-0-4263.007	67.32	135.95
0-0-4263.008	7.99	16.00
0-0-4263.009	186.82	374.05
0-0-4263.010	2.58	5.17
0-0-4263.011	184.10	368.65
0-0-4263.012	25.29	50.77
0-0-4263.013	11.18	22.38
0-0-4263.014	16.83	33.70
0-0-4263.015	34.29	68.65
0-0-4263.016	28.10	56.27
0-0-4263.017	28.12	57.34
0-0-4263.018	24.77	49.59
0-0-4263.019	70.87	143.32
0-0-4263.020	49.85	100.41
0-0-4263.021	53.57	108.43
0-0-4263.022	175.90	353.34
0-0-4263.023	316.89	639.67
0-0-4263.024	357.36	715.49
0-0-4263.025	414.64	835.60
0-0-4263.026	290.48	584.89
0-0-4263.027	270.73	544.05
0-0-4263.031	39.60	79.53
0-0-4263.032	1,224.68	2,457.06
0-0-4263.033	585.69	1,176.68
	5,743.32	11,582.30
Total Income FHLMC Pool		
Income FNMA Notes		
0-0-4287.004	-	618.75
	-	618.75
Total Income FNMA Notes		
Change in Accrued Interest Rec		
0-0-4295.001	(29,323.01)	(21,063.42)
	(29,323.01)	(21,063.42)
Total Change in Accrued Interest Rec		
Gains (Losses) on Securities		
0-0-4300.001	(139,337.77)	(398,220.40)
0-0-4400.001	(112,636.08)	(148,379.16)
	(251,973.85)	(546,599.56)
Total Gains (Losses) on Securities		
	(206,612.83)	(446,369.09)
Total Income Fixed Income Securities		

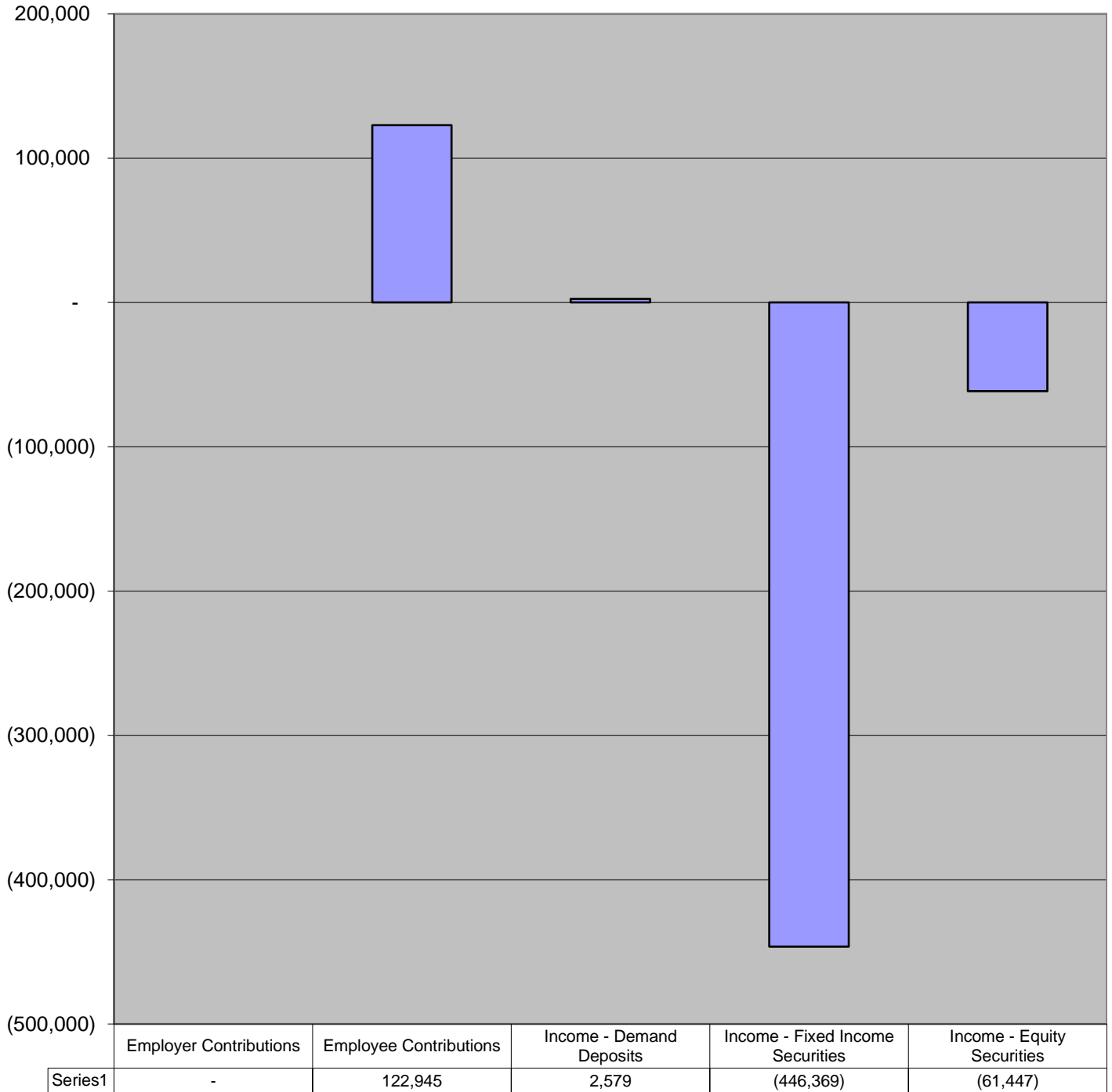
(This statement is continued on the following page.)

Lisle-Woodridge Firefighter's Pension Fund
Revenue Report (Continued)
For the Two Months Ended February 28, 2018

		<u>Current Month</u>	<u>Year to Date</u>
Revenues (Continued)			
Income Equity Securities			
Income Stock Equities			
0-0-4450.001	DVD - UBS - RNC GENTER	\$ 4,449.00	\$ 8,921.02
0-0-4450.002	DVD - UBS - CHILTON	2,029.25	8,739.50
0-0-4450.003	DVD - UBS - STONEBRIDGE	1,196.88	9,845.14
	Total Income/Dividends Stock Equities	<u>7,675.13</u>	<u>27,505.66</u>
0-0-4460.001	G/L - UBS - RNC GENTER	(171,120.91)	(15,708.40)
0-0-4460.002	G/L - UBS - CHILTON	(109,247.99)	(164,686.00)
0-0-4460.003	G/L - UBS - STONEBRIDGE	-	(24,752.75)
	Total Income/Gain (Loss) Stock Equities	<u>(280,368.90)</u>	<u>(205,147.15)</u>
	Total Income Stock Equities	<u>(272,693.77)</u>	<u>(177,641.49)</u>
Income Mutual Funds			
0-0-4550.006	DVD - BLACKROCK STRATEGIC INC	8,325.71	16,547.17
0-0-4550.007	DVD - PIONEER STRATEGIC INC	8,002.17	16,007.96
	Total Income/Dividends Mutual Funds	<u>16,327.88</u>	<u>32,555.13</u>
0-0-4560.001	G/L - LAZARD EMERGING MKTS	(140,540.32)	99,479.54
0-0-4560.002	G/L - FMI COMMON STOCK	(115,390.58)	(25,792.41)
0-0-4560.003	G/L - INVESCO INTL GROWTH	(212,701.39)	(26,097.99)
0-0-4560.004	G/L - MFS INTL VALUE	(186,432.90)	(52,586.38)
0-0-4560.005	G/L - LOOMIS SAYLES GROWTH	(144,225.75)	133,156.69
0-0-4560.006	G/L - BLACKROCK STRATEGIC INC	(24,635.42)	9,147.35
0-0-4560.007	G/L - PIONEER STRATEGIC INC	(33,655.37)	(46,563.53)
0-0-4560.008	G/L - WELLS FARGO ABS RETURN	(93,494.33)	51,457.55
0-0-4560.010	G/L - INVESCO S&P 500	(183,231.77)	(4,699.46)
0-0-4560.011	G/L - JP MORGAN FDS UNDIS MGRS BEHAV	(121,652.46)	(90,576.13)
0-0-4560.012	G/L - UNDISCOVERED MG BH VL SL	(27,288.54)	(20,345.68)
0-0-4560.013	G/L - ISHARES CORE EMERG MKTS	(194,719.36)	57,059.96
	Total Income/Gain (Loss) Mutual Funds	<u>(1,477,968.19)</u>	<u>83,639.51</u>
	Total Income Mutual Funds	<u>(1,461,640.31)</u>	<u>116,194.64</u>
	Total Income Equity Securities	<u>(1,734,334.08)</u>	<u>(61,446.85)</u>
	Total Income Cash and Investments	<u>(1,939,593.78)</u>	<u>(505,237.09)</u>
TOTAL REVENUES		<u>\$ (1,878,416.70)</u>	<u>\$ (382,292.29)</u>

(See accountant's compilation report.)

**Lisle-Woodridge Firefighter's Pension Fund
Revenues
For the Two Months Ended February 28, 2018**



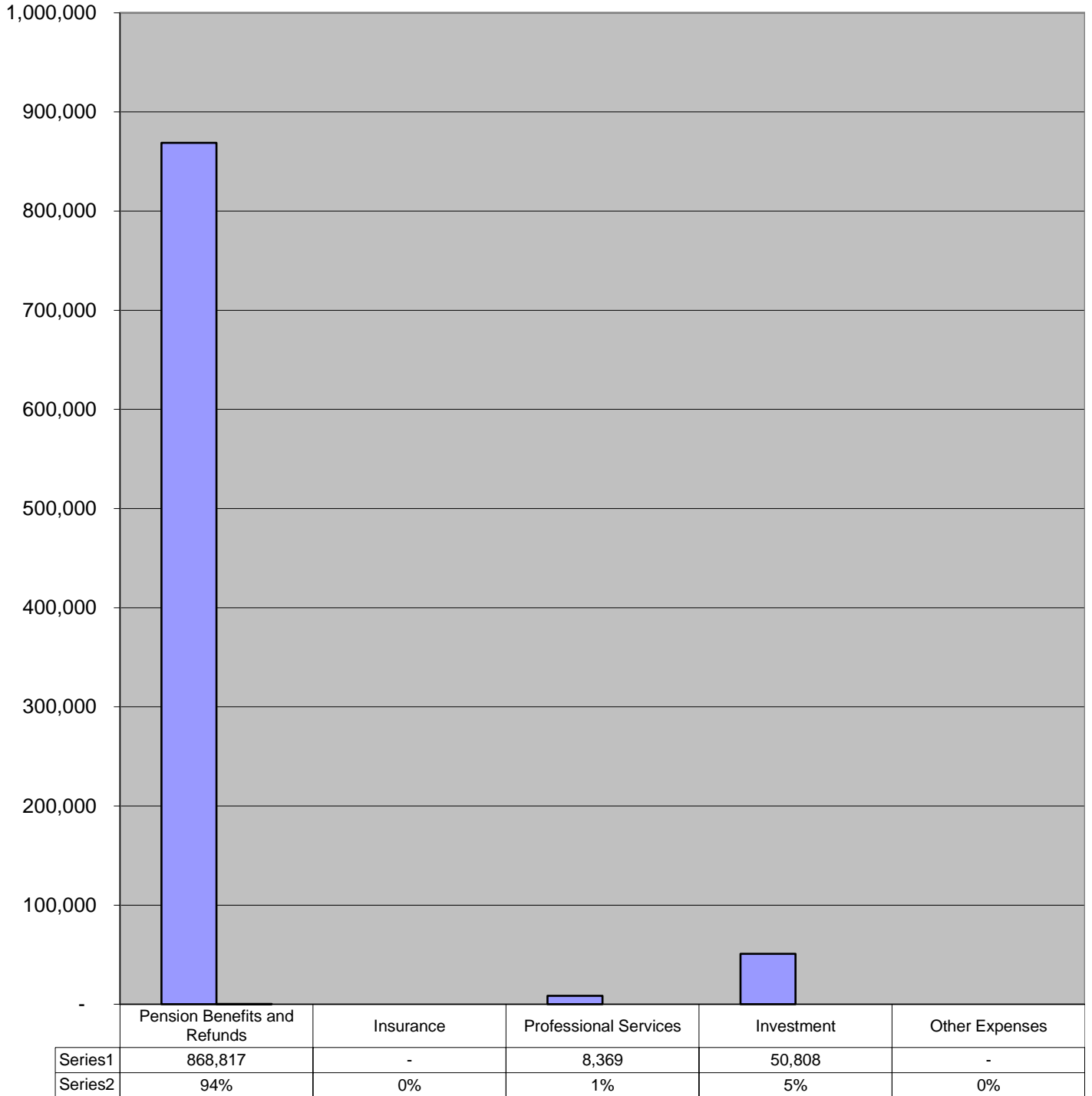
(See accountant's compilation report.)

Lisle-Woodridge Firefighter's Pension Fund
Expense Report
For the Two Months Ended February 28, 2018

		Current Month	Year to Date	FY18 Annual Budget
Expenses				
Administrative				
Pension Benefits and Refunds				
0-0-5020.000	SERVICE PENSIONS	\$ 395,709.83	\$ 780,263.38	\$ 4,639,100.00
0-0-5030.000	NON-DUTY DISABILITY PENSIONS	6,947.04	13,894.08	85,000.00
0-0-5040.000	DUTY DISABILITY PENSIONS	25,262.30	50,524.60	355,600.00
0-0-5050.000	OCCUPATIONAL DISEASE PENSIONS	9,911.04	19,822.08	103,300.00
0-0-5060.000	SURVIVING SPOUSE PENSIONS	2,156.35	4,312.70	25,900.00
0-0-5100.000	REFUND OF CONTRIBUTIONS	-	-	15,000.00
	Total Pension Benefit and Refunds	439,986.56	868,816.84	5,223,900.00
Insurance				
0-0-5150.001	FIDUCIARY INSURANCE	-	-	20,000.00
	Total Insurance	-	-	20,000.00
Professional Services				
0-0-5170.001	ACTUARIAL SERVICES	-	-	4,500.00
0-0-5170.002	AUDITING SERVICES	-	-	3,600.00
0-0-5170.003	ACCOUNTING & BOOKKEEPING SERV	-	-	20,800.00
0-0-5170.004	MEDICAL SERVICES	-	6,300.00	10,300.00
0-0-5170.005	LEGAL SERVICES	2,027.96	2,027.96	25,000.00
0-0-5170.006	PUBLIC STENOGRAPHER/CT REPORT	41.43	41.43	1,200.00
	Total Professional Services	2,069.39	8,369.39	65,400.00
Investment				
0-0-5190.001	INVESTMENT MGR/ADVISOR FEES	5,873.11	50,747.03	195,900.00
0-0-5190.004	SAFE DEPOSIT AND BANK FEES	18.00	61.00	500.00
	Total Investment	5,891.11	50,808.03	196,400.00
Other Expenses				
0-0-5290.025	CONFERENCE/SEMINAR FEES	-	-	6,200.00
0-0-5290.026	ASSOCIATION DUES	-	-	1,000.00
0-0-5290.27	TRAVEL EXPENSE	-	-	-
0-0-5290.028	POSTAGE EXPENSE	-	-	200.00
0-0-5290.030	SUPPLIES EXPENSE	-	-	1,400.00
0-0-5290.034	IDOI FILING EXPENSE	-	-	8,000.00
0-0-5290.035	OTHER EXPENSE	-	-	10,500.00
	Total Other Expenses	-	-	27,300.00
	Total Administrative	7,960.50	59,177.42	309,100.00
TOTAL EXPENSES		\$ 447,947.06	\$ 927,994.26	\$ 5,533,000.00

(See accountant's compilation report.)

**Lisle-Woodridge Firefighter's Pension Fund
Expenses
For The Two Months Ended February 28, 2018**



(See accountant's compilation report.)

Lisle-Woodridge Firefighter's Pension Fund
Summary of Property Tax Receipts through February 28, 2018
DuPage County and Will County

	<u>Total Property Taxes</u>
Fiscal Year Ending December 31, 2018	
Per Property Tax Remittances:	
Total DuPage County Collections	\$ -
Total Will County Collections	<u>-</u>
Total Collections	<u><u>\$ -</u></u>

(See accountant's compilation report.)

Lisle-Woodridge Firefighter's Pension Fund
Summary of Property Tax Receipts through February 28, 2018
DuPage County

	2017 Taxes	2016 Taxes	2015 Taxes	2014 Taxes
Fiscal Year Ending December 31, 2018	\$ -	\$ -	\$ -	\$ -
Fiscal Year Ending December 31, 2017		2016 Taxes	2015 Taxes	2014 Taxes
		\$ 4,557,556.99	\$ 339.28	\$ 139.70
Fiscal Year Ending December 31, 2016			2015 Taxes	2014 Taxes
			\$ 4,083,978.00	\$ 10,153.45
SUMMARY	2017 Taxes	2016 Taxes	2015 Taxes	2014 Taxes
TOTAL COLLECTED	\$ -	\$ 4,557,556.99	\$ 4,084,317.28	\$ 10,293.15
TAX LEVIED	*	\$ 4,596,387.82	\$ 4,097,019.02	*
TAX EXTENDED	*	\$ 4,565,043.84	\$ 4,090,999.18	*
% COLLECTED	*	99.84%	99.84%	*
EXTENDED LESS COLLECTED	*	\$ 7,486.85	\$ 6,681.90	*

* Information is not available.

Lisle-Woodridge Firefighter's Pension Fund
Summary of Property Tax Receipts through February 28, 2018
Will County

	2017 Taxes	2016 Taxes	2015 Taxes	2014 Taxes
Fiscal Year Ending December 31, 2018	\$ -	\$ -	\$ -	\$ -
Fiscal Year Ending December 31, 2017		2016 Taxes	2015 Taxes	2014 Taxes
		\$ 3,452.15	\$ -	\$ -
Fiscal Year Ending December 31, 2016			2015 Taxes	2014 Taxes
			\$ 3,129.32	\$ 431.97
SUMMARY				
	2017 Taxes	2016 Taxes	2015 Taxes	2014 Taxes
TOTAL COLLECTED	\$ -	\$ 3,452.15	\$ 3,129.32	\$ 431.97
TAX LEVIED	*	\$ 3,452.15	\$ 3,129.98	*
TAX EXTENDED	*	\$ 3,452.15	\$ 3,129.98	*
% COLLECTED	*	100.00%	99.98%	*
EXTENDED LESS COLLECTED	*	\$ -	\$ 0.66	*

* Information is not available.

**Lisle-Woodridge Firefighter's Pension Fund Cash Projections FY2018
MB Financial Bank**

Starting Date 1/1/2018

	Beginning	Jan-18	Feb-18	Mar-18	Apr-18	May-18	Jun-18	Jul-18	Aug-18	Sep-18	Oct-18	Nov-18	Dec-18	Total
Cash on Hand (beginning of month)	527,261	527,261	519,464	518,691	544,691	537,691	521,691	501,091	490,291	506,591	485,891	471,191	447,491	
CASH RECEIVED														
Distribution Funding		380,000	380,000	380,000	380,000	380,000	380,000	380,000	380,000	380,000	380,000	380,000	380,000	4,560,000
Member Contributions		61,768	61,177	96,000	59,000	66,000	64,000	61,000	91,000	62,000	62,000	61,000	57,000	801,945
Other Misc		-	-	-	-	-	-	-	-	-	-	-	-	-
TOTAL CASH RECEIVED		441,768	441,177	476,000	439,000	446,000	444,000	441,000	471,000	442,000	442,000	441,000	437,000	5,361,945
Total Cash Available	527,261	969,029	960,641	994,691	983,691	983,691	965,691	942,091	961,291	948,591	927,891	912,191	884,491	
CASH PAID OUT														
Pension Payments		426,926	441,891	444,000	444,000	445,000	450,600	451,700	451,700	451,700	451,700	452,700	452,700	5,364,617
Pension Refunds		-	-	-	-	-	-	-	-	-	-	-	-	-
Other Expenses		22,639	59	6,000	2,000	17,000	14,000	100	3,000	11,000	5,000	12,000	1,000	93,798
Wire Transfers Out (In)		-	-	-	-	-	-	-	-	-	-	-	-	-
TOTAL CASH PAID OUT		449,565	441,950	450,000	446,000	462,000	464,600	451,800	454,700	462,700	456,700	464,700	453,700	5,458,415
Cash on Hand (end of month)	527,261	519,464	518,691	544,691	537,691	521,691	501,091	490,291	506,591	485,891	471,191	447,491	430,791	

** Amount estimated**

(See accountant's compilation report.)