



**LISLE-WOODRIDGE
FIREFIGHTERS' PENSION FUND**

ACCOUNTANT'S COMPILATION REPORT

For the Eight Months Ended August 31, 2018



SIKICH.COM

LISLE-WOODRIDGE FIREFIGHTER’S PENSION FUND
TABLE OF CONTENTS

	<u>Page(s)</u>
ACCOUNTANT’S COMPILATION REPORT.....	1
BASIC FINANCIAL STATEMENTS	
Statement of Fiduciary Net Position.....	2
Statement of Changes in Fiduciary Net Position.....	3
SUPPLEMENTARY INFORMATION	
Balance Sheet.....	4-9
Cash and Investments Chart.....	10
Revenue Report.....	11-18
Revenues Chart	19
Expense Report	20
Expenses Chart.....	21
Property Tax Revenue Analysis.....	22-24
• DuPage County	
• Will County	
Cash Flow Projections Report FY2018.....	25

1415 West Diehl Road, Suite 400
Naperville, IL 60563
630.566.8400

SIKICH.COM

ACCOUNTANT'S COMPILATION REPORT

The Honorable President
Members of the Board of Trustees
Lisle-Woodridge Firefighter's Pension Fund
Lisle, Illinois 60532

Management is responsible for the accompanying statement of fiduciary net position of the Lisle-Woodridge Firefighter's Pension Fund, a pension trust fund of the Lisle-Woodridge Fire Protection District of Lisle, Illinois, as of August 31, 2018 and the related statement of changes in fiduciary net position for the eight months ended August 31, 2018. We have performed a compilation engagement in accordance with Statements on Standards for Accounting and Review Services promulgated by the Accounting and Review Services Committee of the AICPA. We did not audit or review the financial statements nor were we required to perform any procedures to verify the accuracy or completeness of the information provided by management. Accordingly, we do not express an opinion, a conclusion, nor provide any form of assurance on these financial statements.

The accompanying supplementary information is presented for purposes of additional analysis and is not a required part of the basic financial statements. Such information is the responsibility of management. The supplementary information was subject to our compilation engagement. We have not audited or reviewed the supplementary information and do not express an opinion, a conclusion, nor provide any assurance on such supplementary information.

Management has elected to omit substantially all of the disclosures and required supplementary information required by accounting principles generally accepted in the United States of America. If the omitted disclosures and required supplementary information were included in the financial statements, they might influence the user's conclusions about the Firefighter's Pension Fund's assets, liabilities, net position, additions and deductions. Accordingly, these financial statements are not designed for those who are not informed about such matters.

Sikich LLP

Naperville, Illinois
September 5, 2018

BASIC FINANCIAL STATEMENTS

Lisle-Woodridge Firefighter's Pension Fund

Statement of Fiduciary Net Position

August 31, 2018

ASSETS

Cash and Investments

Demand Deposits	\$	2,324,998.22
Corporate Bonds		8,760,582.57
US Treasury Notes		7,190,411.01
US Treasury Bonds		1,684,283.63
US Treasury Bills		99,728.52
FNMA Pool		884,936.85
Freddie Mac Pool		2,850,858.06
FFCB Bonds		137,000.00
FHLMC Notes		196,178.80
FNMA Notes		198,341.20
Unrealized Gains (Losses)		(191,839.94)
Stock Equities		5,431,540.12
Mutual Funds		37,761,316.39
Other Assets		
Accrued Interest Receivable		152,185.45

Total Assets 67,480,520.88

LIABILITIES

None -

NET POSITION RESTRICTED FOR PENSIONS \$ 67,480,520.88

(See accountant's compilation report.)

Lisle- Woodridge Firefighter's Pension Fund
Statement of Changes in Fiduciary Net Position
For the Eight Months Ended August 31, 2018

ADDITIONS

Contributions	
Employer Contributions	\$ 3,398,899.55
Employee Contributions	<u>564,415.14</u>
Total Contributions	<u>3,963,314.69</u>
Investment Income	
Net Appreciation (Depreciation) in Fair Value of Investments	
Fixed Income Securities	(631,301.77)
Stock Equity	40,983.41
Mutual Funds	132,826.53
Interest and Dividends	
Demand Deposits	19,931.03
Fixed Income Securities	432,407.09
Stock Equity	113,335.06
Mutual Funds	<u>138,593.66</u>
Total Investment Income	246,775.01
Less Investment Expense	<u>(153,721.59)</u>
Net Investment Income (Loss)	<u>93,053.42</u>
Total Other Income	<u>255.23</u>
Total Additions	<u>4,056,623.34</u>

DEDUCTIONS

Pension Benefits and Refunds	
Pension Benefits	3,601,467.74
Refunds	6,323.51
Administrative Expenses	
Insurance	13,737.00
Professional Services	41,826.36
Other Expenses	<u>10,209.14</u>
Total Deductions	<u>3,673,563.75</u>

Net Increase (Decrease) 383,059.59

Net Position Restricted for Pensions
January 1 67,097,461.29

End of Period \$ 67,480,520.88

(See accountant's compilation report.)

SUPPLEMENTARY INFORMATION

Lisle-Woodridge Firefighter's Pension Fund

Balance Sheet
August 31, 2018

Demand Deposits

0-0-1100.001	PETTY CASH	\$	100.00
0-0-1102.001	CK - MB FINANCIAL #4710000418		60,009.00
0-0-1105.001	UBS-EM22472 CASH		1,558,236.57
0-0-1105.002	UBS-EM22475 AMER NEW WORLD		1,792.70
0-0-1105.003	UBS-EM22478 FMI		0.91
0-0-1105.004	UBS-EM22480 AMER FUNDS EURO		2,007.78
0-0-1105.005	UBS-EM22487 PACIFIC INCOME		202,728.28
0-0-1105.006	UBS-EM22500 RNC GENTER		269,286.36
0-0-1105.007	UBS-EM22958 MFS		3.00
0-0-1105.008	UBS-EM24449 TORTOISE		220,264.12
0-0-1105.009	UBS-EM24453 CHILTON		7,956.01
0-0-1105.011	UBS-EM24457 LOOMIS SAYLES		2.80
0-0-1105.012	UBS-EM24458 BLACKROCK		0.82
0-0-1105.013	UBS-EM24460 PIONEER INCOME		0.41
0-0-1105.014	UBS-EM24465 RIVERFRONT		2,550.61
0-0-1105.016	UBS-EM24468 INVESCO SP 500		3.09
0-0-1105.017	UBS-EM24469 JPMORGAN		2.21
0-0-1105.018	UBS-EM24478 ISHARES		53.55
			<hr/>
	Total Demand Deposits		2,324,998.22
			<hr/>

Corporate Bonds

0-0-1151.004	STANLEY BLACK & DECKER #AB7		50,019.10
0-0-1151.014	PNC FUNDING CORP #BL6		92,777.70
0-0-1151.016	PRIVATE EXPT FDG #DV1		110,708.07
0-0-1151.017	FIDELITY NATL #AP1		25,965.94
0-0-1151.021	STIFEL FINANCIAL #AE2		44,826.30
0-0-1151.037	ESSEX PORTFOLIO LP #AN7		52,456.62
0-0-1151.038	NATIONAL RETAIL PROP #AG1		51,953.53
0-0-1151.050	HAWAIIAN AIRLINES #AA5		88,556.97
0-0-1151.068	US AIRWAYS #AA1		78,837.18
0-0-1151.079	DU PONT DE NEMOURS #BW8		85,270.28
0-0-1151.081	RPM INTL INC #AR4		83,772.74
0-0-1151.082	BOEING CAPITAL #AL8		83,338.31
0-0-1151.085	EXELON CORP NTS #AH4		74,985.75
0-0-1151.086	BB&T CORP MED #AU7		74,958.00
0-0-1151.087	CARLISLE COS INC #AE0		81,483.66
0-0-1151.091	GOLDMAN SACHS GROUP #GQ1		76,220.00
0-0-1151.093	CITIGROUP INC #FT3		75,703.95
0-0-1151.094	J P MORGAN CHASE #JD3		101,309.51
0-0-1151.095	MICROSOFT CORP #BA1		79,861.60
0-0-1151.097	AMERICAN TOWER #AA8 -PI		80,529.93
0-0-1151.100	AGILENT TECHNOLOGIES #AH4		77,403.20
0-0-1151.101	NBCUNIVERSAL MEDIA #AH3		74,721.20
0-0-1151.102	GATX CORP #AQ6		66,802.78
0-0-1151.108	FMC CORP NTS #AS4		74,880.00
0-0-1151.112	TYCO ELECTRONICS #AR8		74,710.50
0-0-1151.113	CADENCE DESIGN SYS #AL2		64,749.10
0-0-1151.116	FISERV INC #AP3		74,949.75
0-0-1151.119	WORTHINGTON INDUSTRIES #AE2		64,862.85
0-0-1151.120	AMER AIRLN 15-2 #AB2		72,423.51

(This statement is continued on the following pages.)

Lisle-Woodridge Firefighter's Pension Fund

Balance Sheet (Continued)

August 31, 2018

Corporate Bonds (Continued)

0-0-1151.122	PARKER HANNIFIN #AM7	\$	79,914.40
0-0-1151.124	DUKE ENERGY CAROLINAS #AE4		89,630.30
0-0-1151.125	STANLEY BLACK & DECKER #AA9		78,857.60
0-0-1151.127	BLACK HILLS #AK5		49,938.50
0-0-1151.145	SYSCO #BD8		103,332.20
0-0-1151.148	TRI-STATE #AH1		110,849.17
0-0-1151.150	EQUIFAX #AK1		69,966.40
0-0-1151.158	COLUMBIA PIPELINE #AF6		85,023.30
0-0-1151.182	AIR LEASE CORP #AN4		58,906.91
0-0-1151.183	BUNGE LTD FIN #AX8		80,381.62
0-0-1151.184	ARCHER-DANIELS #BL5		80,550.09
0-0-1151.192	CABOT CORP #AK7		79,879.20
0-0-1151.193	INGREDION INC #AB8 - PI		79,965.60
0-0-1151.198	AMERICAN TOWER CORP #AD2		56,798.44
0-0-1151.200	SEMPRA ENERGY #AZ2		94,903.10
0-0-1151.201	XYLEM INC B/E #AJ9		79,835.20
0-0-1151.202	ERP OPERATING LP B/E #BF9		79,472.80
0-0-1151.205	KINDER MORGAN ENERGY #BS4		46,275.11
0-0-1151.207	OCCIDENTAL PETROLEUM #CM5		84,531.15
0-0-1151.214	BROADRIDGE FINANCIAL #AC7 PACIFIC INCOME		79,671.20
0-0-1151.215	ABBOTT LABS #BF6 PACIFIC INCOME		79,404.80
0-0-1151.216	HANOVER INS. #AF2 PACIFIC INCOME		69,836.90
0-0-1151.220	UNUM GROUP #AK2		71,704.95
0-0-1151.224	WELLS FARGO & CO #SK8		116,374.01
0-0-1151.225	SUNTRUST BANK #AR8		120,059.25
0-0-1151.227	APPLE INC #CG3		55,555.45
0-0-1151.229	APPLE #CK4		64,968.15
0-0-1151.232	ENBRIDGE ENERGY #AP1		30,283.50
0-0-1151.235	FIRST HORIZON NATL #AB1		56,537.25
0-0-1151.236	PHYSICIANS REALTY #AA0		59,645.90
0-0-1151.237	MERCURY GENL #AB6		34,946.45
0-0-1151.238	CAPITAL ONE FINANCIAL #BN4		114,648.10
0-0-1151.239	CITIGROUP INC #LD1		131,655.50
0-0-1151.246	MERCURY GENL #AB6 -PI		79,877.60
0-0-1151.247	CAPITAL ONE FINANCIAL #BN4 -PI		79,755.20
0-0-1151.250	VULCAN MATERIALS #AT6 -PI		79,682.40
0-0-1151.253	VULCAN MATERIALS #AS8		79,047.00
0-0-1151.262	BK OF NY MELLON #AC1		90,000.00
0-0-1151.265	DOMINION RESOURCES #CT4		55,056.65
0-0-1151.271	MOTOROLA SOLUTIONS #BE8		91,422.45
0-0-1151.272	EAGLE MATERIALS #AA6		72,888.00
0-0-1151.273	MORGAN STANLEY #AK4		34,831.27
0-0-1151.282	PPL CAPITAL FUNDING #AM5		64,214.80
0-0-1151.283	DISCOVERY COMM #AS8		58,578.00
0-0-1151.284	ALLEGION US #AE4		79,806.40
0-0-1151.285	HUDSON PACIFIC #AA4		99,853.70
0-0-1151.286	EQT CORP NTS #AF6		59,156.80
0-0-1151.289	LEGGETT & PLATT INC #AY3		79,472.80
0-0-1151.290	PHILIP MORRIS INTL #CD9		119,485.20
0-0-1151.292	WESTLAKE CHEM #AU6		59,387.40
0-0-1151.293	SPRINT AIR 2017 #AA4		53,965.95

(This statement is continued on the following pages.)

Lisle-Woodridge Firefighter's Pension Fund

Balance Sheet (Continued)

August 31, 2018

Corporate Bonds (Continued)

0-0-1151.294	GENL ELEC CO #BH5	\$	82,252.50
0-0-1151.295	SOUTHERN CO #CV7		63,633.70
0-0-1151.296	GOLDMAN SACHS #WV2		125,000.00
0-0-1151.298	ENERGY TRANS PART #BG3		36,408.40
0-0-1151.299	LINCOLN NATL CORP #BH1		79,813.60
0-0-1151.300	INGERSOLL-RAND #AP7		79,800.80
0-0-1151.301	LINCOLN NATL CORP #BH1 - TC		64,848.55
0-0-1151.302	PRUDENTIAL FINL #CC7		75,000.00
0-0-1151.303	PHILLIPS 66 NTS #AS3		105,000.00
0-0-1151.304	CVS HEALTH #CY4		29,583.30
0-0-1151.305	ALBEMARLE #AD9		42,720.03
0-0-1151.306	FIFTH THIRD BANCORP #CV0		104,811.00
0-0-1151.308	ONEOK PARTNERS #AP8		88,757.85
0-0-1151.309	ANALOG DEVICES #AQ8		69,864.90
0-0-1151.310	STORE CAP #AA8		54,733.25
0-0-1151.311	TIME WARNER #AP0		65,837.10
0-0-1151.312	TIME WARNER #AV7		64,140.70
0-0-1151.314	REALTY INCOME #AV6		59,700.00
0-0-1151.315	JPMORGAN CHASE #AP1		104,254.50
0-0-1151.316	BANK OF AMER #HE2		119,878.80
0-0-1151.317	SSM HEALTH CARE #AB1		120,000.00
0-0-1151.318	ENABLE MIDSTREAM PART. #AL4		54,558.35
0-0-1151.319	CITY OF HOPE #AB7		55,000.00
0-0-1151.320	GOLDMAN SACHS #XD1		95,000.00
0-0-1151.321	BRIGHTHOUSE FINL #AC7		31,444.19
0-0-1151.322	WALMART INC #ED1		79,872.00
0-0-1151.323	SOUTHERN CALIF #GK3		87,833.10
0-0-1151.324	WEC ENERGY GROUP #AA4		29,987.70
0-0-1151.326	BANK OF AMER #EU9		79,011.20
0-0-1151.327	MORGAN STANLEY #DZ6		79,091.20
0-0-1151.328	BK OF NY MELLON #AD5		79,928.05
0-0-1151.330	ENERGY TRANSFER #AD5		39,435.20
0-0-1151.331	JP MORGAN CHASE #AU0		95,000.00
0-0-1151.332	BUCKEYE PARTNERS #AQ4		64,062.40
0-0-1151.333	CROWN CASTLE INTL CORP #AF8 - TC		43,290.00
0-0-1151.334	AIRCASTLE LTD #AN1 - TC		72,975.00
0-0-1151.335	CROWN CASTLE INTL CORP #AG6 - TC		38,233.05
0-0-1151.336	AT&T INC NTS #GD8 - TC		50,000.00
			<hr/>
	Total Corporate Bonds		8,760,582.57

US Treasury Notes

0-0-1252.006	US TREASURY NOTE #SD3		125,006.74
0-0-1252.019	US TREASURY NOTE #NT3		15,805.13
0-0-1252.020	US TREASURY NOTE #P46 - PI		440,495.56
0-0-1252.040	US TREASURY NOTE #S76		139,778.43
0-0-1252.057	US TREASURY NOTE #W55 -PI		277,796.25
0-0-1252.061	US TREASURY NOTE #V64		672,267.72
0-0-1252.075	US TREASURY NOTE #2L3		237,577.98
0-0-1252.079	US TREASURY NOTE #L40		298,586.94
0-0-1252.097	US TREASURY NOTE #4N7 -TC		443,145.40

(This statement is continued on the following pages.)

Lisle-Woodridge Firefighter's Pension Fund

Balance Sheet (Continued)

August 31, 2018

US Treasury Notes (Continued)

0-0-1252.098	US TREASURY NOTE #4N7 -PI	\$	321,210.27
0-0-1252.099	US TREAS NOTE #4T4 -TC		1,302,370.00
0-0-1252.100	US TREAS NOTE #4Q0 -TC		1,533,081.25
0-0-1252.101	US TREAS NOTE #4R8 -TC		94,970.31
0-0-1252.102	US TREAS NOTE #4S6 -TC		629,564.07
0-0-1252.103	US TREAS NOTE #4S6 - PI		39,998.57
0-0-1252.104	US TREASURY NOTE #3T5 - TC		221,981.98
0-0-1252.106	US TREASURY NOTE #4V9 - TC		396,774.41

Total US Treasury Notes 7,190,411.01

US Treasury Bonds

0-0-1255.003	US TREASURY BOND #QD3		207,417.07
0-0-1255.004	US TREASURY BOND #QS0		55,907.99
0-0-1255.010	US TREASURY BOND #RX8		394,336.72
0-0-1255.013	US TREASURY BOND #QA9		91,525.00
0-0-1255.017	US TREASURY BOND #SA7		462,177.32
0-0-1255.018	US TREASURY BOND #SC3		472,919.53

Total US Treasury Bonds 1,684,283.63

US Treasury Bills

0-0-1256.002	US TREASURY BILL #PZ6		99,728.52
--------------	-----------------------	--	-----------

Total US Treasury Bills 99,728.52

FNMA Pool

0-0-1262.002	FNMA PL 753098 #UX5		14,220.89
0-0-1262.003	FNMA PL 725946 #P79		38,712.59
0-0-1262.004	FNMA PL 799519 #G45		2,880.35
0-0-1262.005	FNMA PL 799695 #NL9		13,224.42
0-0-1262.006	FNMA PL 797665 #FE9		9,520.12
0-0-1262.007	FNMA PL 844386 #CX5		892.39
0-0-1262.008	FNMA PL 865200 #GH6		902.46
0-0-1262.009	FNMA PL 831541 #ZE9		5,140.08
0-0-1262.010	FNMA PL 891601 #RW2		2,264.06
0-0-1262.011	FNMA PL 892239 #HQ4		5,573.05
0-0-1262.012	FNMA PL 893427 #SQ7		1,880.73
0-0-1262.013	FNMA PL 896535 #BC8		3,046.57
0-0-1262.014	FNMA PL 900883 #2Q8		14,068.84
0-0-1262.015	FNMA PL 937289 #XS0		4,700.35
0-0-1262.016	FNMA PL 940525 #LE9		460.88
0-0-1262.017	FNMA PL 949244 #BM8		2,399.38
0-0-1262.018	FNMA PL 966555 #H83		1,325.79
0-0-1262.020	FNMA PL 929301 #NS3		11,637.84
0-0-1262.021	FNMA PL 983077 #CN5		7,428.83
0-0-1262.022	FNMA PL 889409 #DN1		594.75
0-0-1262.023	FNMA PL 930871 #FL0		24,996.08
0-0-1262.024	FNMA PL AB9754 #ZU3		101,541.15
0-0-1262.025	FNMA PL AB9763 #Z58		54,202.72
0-0-1262.026	FNMA PL AB9774 #2G0		116,285.24

(This statement is continued on the following pages.)

Lisle-Woodridge Firefighter's Pension Fund

Balance Sheet (Continued)

August 31, 2018

FNMA Pool (Continued)

0-0-1262.027	FNMA PL AS2764 #CA9	\$ 161,186.34
0-0-1262.028	FNMA PL AY3728 #EA4	88,697.31
0-0-1262.029	FNMA PL BJ8647 #TD2	<u>197,153.64</u>
	Total FNMA Pool	<u>884,936.85</u>

Freddie Mac Pool

0-0-1263.001	FHLMC PL C91820 #AV3	57,470.72
0-0-1263.002	FHLMC PL C91816 #AR2	114,544.34
0-0-1263.003	FHLMC PL A13570 #6F1	20,505.61
0-0-1263.004	FHLMC PL A23557 #5S9	119,822.67
0-0-1263.005	FHLMC PL G08008 #AJ9	993.41
0-0-1263.006	FHLMC PL A38978 #6P0	6,087.78
0-0-1263.007	FHLMC PL G08087 #CZ1	11,422.22
0-0-1263.008	FHLMC PL A51101 #GJ8	1,595.59
0-0-1263.009	FHLMC PL A54908 #NZ5	35,182.35
0-0-1263.010	FHLMC PL A54224 #VR6	353.44
0-0-1263.011	FHLMC PL A53752 #EZ7	37,979.45
0-0-1263.012	FHLMC PL A62706 #AF7	3,892.05
0-0-1263.013	FHLMC PL A64158 #TP2	1,787.46
0-0-1263.014	FHLMC PL A67491 #KC2	3,160.24
0-0-1263.015	FHLMC PL A69472 #QZ6	7,031.94
0-0-1263.016	FHLMC PL A75230 #Y33	6,544.35
0-0-1263.017	FHLMC PL G04176 #6M7	5,553.47
0-0-1263.018	FHLMC PL A77977 #2J6	4,654.29
0-0-1263.019	FHLMC PL G04816 #VH8	16,900.60
0-0-1263.020	FHLMC PL G05507 #NY8	12,166.64
0-0-1263.021	FHLMC PL G05518 #PB6	12,610.21
0-0-1263.022	FHLMC PL C09032 #A91	55,399.79
0-0-1263.023	FHLMC PL G08542 #S84	96,664.38
0-0-1263.024	FHLMC PL Q30081 #CT8	125,108.45
0-0-1263.025	FHLMC PL G08601 #U32	127,407.85
0-0-1263.026	FHLMC PL G08632 #V23	95,565.27
0-0-1263.027	FHLMC PL G08670 #W89	102,566.51
0-0-1263.031	FHLMC PL G08697 #X39	15,334.01
0-0-1263.032	FHLMC PL G08741 #ZF0	480,067.24
0-0-1263.033	FHLMC PL G08742 #ZG8	192,651.75
0-0-1263.034	FHLMC PL G08796 #3E8	243,846.36
0-0-1263.035	FHLMC PL Q51207 #KV9	195,712.24
0-0-1263.036	FHLMC PL G08801 #3K4	162,456.12
0-0-1263.037	FHLMC PL Q50152 #E22	66,643.40
0-0-1263.038	FGLMC PL G08836 #4W7	223,317.19
0-0-1263.039	FGLMC PL G08831 #4R8	<u>187,858.67</u>
	Total Freddie Mac Pool	<u>2,850,858.06</u>

FFCB Bonds

0-0-1284.001	FFCB #2K2	<u>137,000.00</u>
	Total FFCB Bonds	<u>137,000.00</u>

(This statement is continued on the following page.)

Lisle-Woodridge Firefighter's Pension Fund

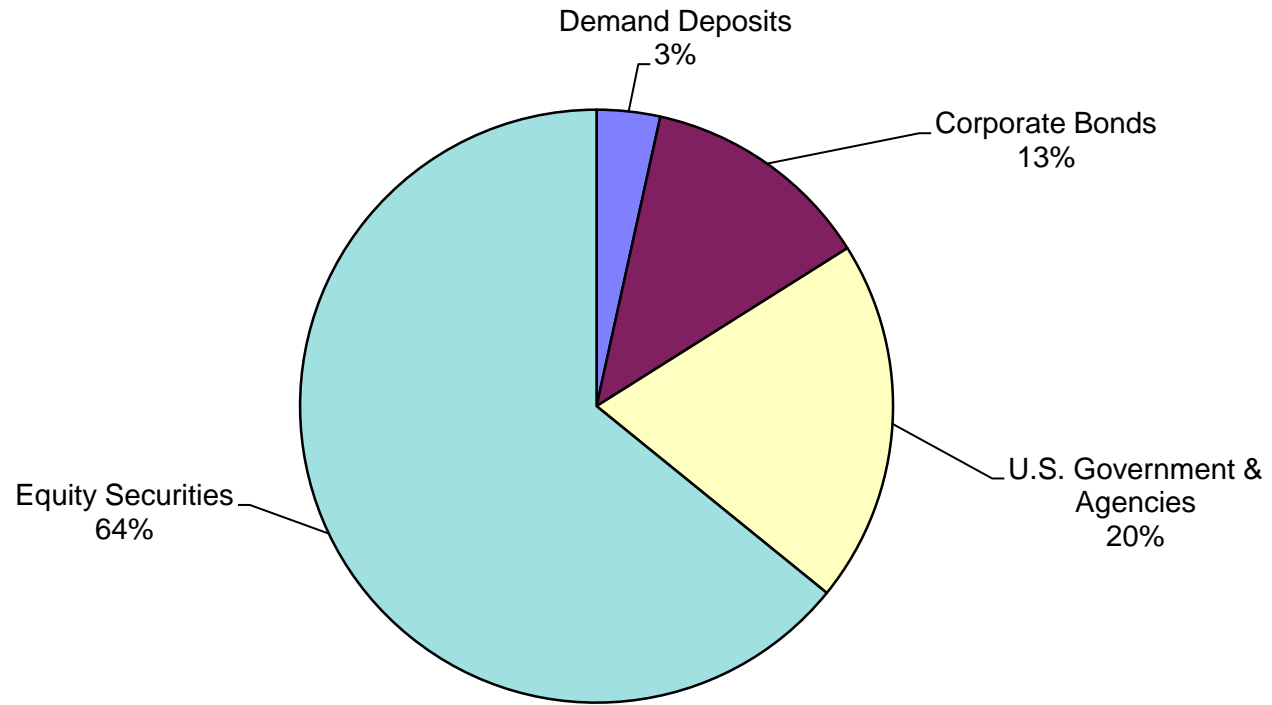
Balance Sheet (Continued)

August 31, 2018

FHLMC Notes		
0-0-1285.015	FHLMC NTS 1.875% #EK1	\$ 196,178.80
	Total FHLMC Notes	<u>196,178.80</u>
FNMA Notes		
0-0-1287.005	FNMA NOTE #G72	<u>198,341.20</u>
	Total FNMA Notes	<u>198,341.20</u>
Unrealized Gains (Losses)		
0-0-1300.001	UNREALIZED GAIN (LOSS)	<u>(191,839.94)</u>
	Total Unrealized Gains (Losses)	<u>(191,839.94)</u>
Stock Equities		
0-0-1450.001	UBS - RNC GENTER	4,036,909.42
0-0-1450.002	UBS - CHILTON	<u>1,394,630.70</u>
	Total Stock Equities	<u>5,431,540.12</u>
Mutual Funds		
0-0-1550.002	FMI COMMON STOCK	3,474,624.27
0-0-1550.004	MFS INTL VALUE	3,854,124.47
0-0-1550.005	LOOMIS SAYLES GROWTH	3,602,483.87
0-0-1550.006	BLACKROCK STRATEGIC INC	3,044,699.39
0-0-1550.007	PIONEER STRATEGIC INC	2,748,344.30
0-0-1550.010	INVESCO S&P 500	4,150,517.45
0-0-1550.011	JP MORGAN FDS UNDIS MGRS BEHAV	2,876,076.18
0-0-1550.012	UNDISCOVERED MG BH VL SL	679,253.54
0-0-1550.013	ISHARES CORE EMERG MKTS	3,467,734.52
0-0-1550.014	AMERICAN FUNDS EUROPACIFIC GROWTH	3,592,793.69
0-0-1550.015	AMERICAN FUNDS NEW WORLD	2,910,801.98
0-0-1550.016	RIVERFRONT GROWTH & INCOME	<u>3,359,862.73</u>
	Total Mutual Funds	<u>37,761,316.39</u>
Other Assets		
0-0-1900.000	ACCRUED INTEREST RECEIVABLE	<u>152,185.45</u>
	Total Other Assets	<u>152,185.45</u>
TOTAL ASSETS		<u>\$ 67,480,520.88</u>
LIABILITIES		
0-0-2000.000	ACCOUNTS PAYABLE	\$ -
	Total Liabilities	<u>-</u>
FUND BALANCE		
0-0-3000.001	FUND BALANCE	<u>67,480,520.88</u>
TOTAL LIABILITIES AND FUND BALANCE		<u>\$ 67,480,520.88</u>

(See accountant's compilation report.)

**Lisle-Woodridge Firefighter's Pension Fund
Cash and Investments
August 31, 2018**



(See accountant's compilation report.)

Lisle-Woodridge Firefighter's Pension Fund
Revenue Report
For the Eight Months Ended August 31, 2018

		Current Month	Year to Date
Revenues			
Employer and Member Contributions			
Employer Contributions			
0-0-4000.000	CURRENT TAX	\$ 865,556.32	\$ 3,398,899.55
0-0-4040.000	OTHER MUNICIPAL REVENUE	-	-
Total Employer Contributions		865,556.32	3,398,899.55
Employee Contributions			
0-0-4050.000	CONTRIBUTIONS - CURRENT YEAR	83,316.49	541,582.59
0-0-4090.000	OTHER MEMBER REVENUE	-	22,832.55
Total Employee Contributions		83,316.49	564,415.14
Total Employer and Employee Contributions		948,872.81	3,963,314.69
Income Cash and Investments			
Interest Demand Deposits			
0-0-4105.001	UBS-EM22472 CASH	2,312.65	10,392.86
0-0-4105.002	UBS-EM22475 AMER NEW WORLD	-	5.31
0-0-4105.003	UBS-EM22478 FMI	-	5.31
0-0-4105.004	UBS-EM22480 AMER FUNDS EURO	-	5.31
0-0-4105.005	UBS-EM22487 PACIFIC INCOME	1,092.69	5,646.70
0-0-4105.006	UBS-EM22500 RNC GENTER	248.20	1,422.93
0-0-4105.008	UBS-EM24449 TORTOISE	494.71	2,208.40
0-0-4105.009	UBS-EM24453 CHILTON	28.10	134.92
0-0-4105.010	UBS-EM24456 STONEBRIDGE	-	66.51
0-0-4105.011	UBS-EM24457 LOOMIS SAYLES	-	7.97
0-0-4105.014	UBS-EM24465 RIVERFRONT	0.04	0.14
0-0-4105.016	UBS-EM24468 INVESCO SP 500	-	5.31
0-0-4105.017	UBS-EM24469 JPMORGAN	-	5.31
0-0-4105.018	UBS-EM24478 ISHARES	0.20	24.05
Total Interest Demand Deposits		4,176.59	19,931.03
Income Fixed Income Securities			
Income Corporate Bonds			
0-0-4151.004	STANLEY BLACK & DECKER #AB7	-	612.75
0-0-4151.014	PNC FUNDING CORP #BL6	1,859.38	3,718.76
0-0-4151.016	PRIVATE EXPT FDG #DV1	-	1,276.50
0-0-4151.017	FIDELITY NATL #API	-	471.25
0-0-4151.021	STIFEL FINANCIAL #AE2	-	787.50
0-0-4151.037	ESSEX PORTFOLIO LP #AN7	-	968.75
0-0-4151.038	NATIONAL RETAIL PROP #AG1	-	975.00
0-0-4151.050	HAWAIIAN AIRLINES #AA5	-	3,542.53
0-0-4151.054	KILROY REALTY #AK8	-	1,044.79
0-0-4151.068	US AIRWAYS #AA1	-	1,526.06
0-0-4151.075	WELLS FARGO & CO #FG0	-	600.00
0-0-4151.076	BAFC NTS #DX4	-	2,260.00
0-0-4151.079	DU PONT DE NEMOURS #BW8	-	2,300.00
0-0-4151.081	RPM INTL INC #AR4	-	2,450.00
0-0-4151.082	BOEING CAPITAL #AL8	-	1,880.00
0-0-4151.083	LABORATORY CORP #AR3 -PI	-	1,989.17
0-0-4151.085	EXELON CORP NTS #AH4	-	1,068.75
0-0-4151.086	BB&T CORP MED #AU7	-	984.38

(This statement is continued on the following pages.)

Lisle-Woodridge Firefighter's Pension Fund
Revenue Report (Continued)
For the Eight Months Ended August 31, 2018

		<u>Current Month</u>	<u>Year to Date</u>
Revenues (Continued)			
Income Fixed Income Securities (Continued)			
Income Corporate Bonds (Continued)			
0-0-4151.087	CARLISLE COS INC #AE0	\$ -	\$ 2,050.00
0-0-4151.089	TEXTRON INC #BT7	-	2,264.01
0-0-4151.091	GOLDMAN SACHS GROUP #GQ1	-	4,200.00
0-0-4151.093	CITIGROUP INC #FT3	-	3,375.00
0-0-4151.094	J P MORGAN CHASE #JD3	-	4,500.00
0-0-4151.095	MICROSOFT CORP #BA1	950.00	1,900.00
0-0-4151.097	AMERICAN TOWER #AA8 -PI	-	1,880.00
0-0-4151.100	AGILENT TECHNOLOGIES #AH4	-	1,280.00
0-0-4151.101	NBCUNIVERSAL MEDIA #AH3	-	2,300.00
0-0-4151.102	GATX CORP #AQ6	-	1,267.50
0-0-4151.106	MOSAIC CO #AC7	-	2,222.40
0-0-4151.108	FMC CORP NTS #AS4	1,537.50	3,075.00
0-0-4151.111	MONSANTO CO #AU5	-	2,341.41
0-0-4151.112	TYCO ELECTRONICS #AR8	1,293.75	2,587.50
0-0-4151.113	CADENCE DESIGN SYS #AL2	-	1,421.88
0-0-4151.116	FISERV INC #AP3	-	1,443.75
0-0-4151.118	COCA COLA BOT #AK8 -PI	-	1,300.44
0-0-4151.119	WORTHINGTON INDUSTRIES #AE2	-	1,478.75
0-0-4151.120	AMER AIRLN 15-2 #AB2	-	1,337.73
0-0-4151.122	PARKER HANNIFIN #AM7	-	1,680.00
0-0-4151.124	DUKE ENERGY CAROLINAS #AE4	-	2,420.00
0-0-4151.125	STANLEY BLACK & DECKER #AA9	-	2,080.00
0-0-4151.127	BLACK HILLS #AK5	-	1,250.00
0-0-4151.145	SYSCO #BD8	-	2,250.00
0-0-4151.147	HANOVER INS. #AF2 BRADFORD	-	1,271.25
0-0-4151.148	TRI-STATE #AH1	-	1,832.35
0-0-4151.149	ONEOK PARTNERS #AL7	-	1,634.03
0-0-4151.150	EQUIFAX #AK1	-	805.00
0-0-4151.158	COLUMBIA PIPELINE #AF6	-	1,800.00
0-0-4151.169	NEW YORK & PRESBY #AD6	-	925.47
0-0-4151.171	ORACLE CORP #BJ3	-	3,293.33
0-0-4151.182	AIR LEASE CORP #AN4	-	1,168.75
0-0-4151.183	BUNGE LTD FIN #AX8	1,300.00	2,600.00
0-0-4151.184	ARCHER-DANIELS #BL5	1,000.00	2,000.00
0-0-4151.185	INTL PAPER CO #CP6	-	2,180.00
0-0-4151.191	FLOWERS FOODS #AB7	-	919.72
0-0-4151.192	CABOT CORP #AK7	-	1,360.00
0-0-4151.193	INGREDION INC #AB8 - PI	-	1,280.00
0-0-4151.198	AMERICAN TOWER CORP #AD2	1,250.00	2,500.00
0-0-4151.200	SEMPRA ENERGY #AZ2	-	771.88
0-0-4151.201	XYLEM INC B/E #AJ9	-	1,300.00
0-0-4151.202	ERP OPERATING LP B/E #BF9	-	1,140.00
0-0-4151.205	KINDER MORGAN ENERGY #BS4	933.75	1,867.50
0-0-4151.207	OCCIDENTAL PETROLEUM #CM5	1,275.00	2,550.00
0-0-4151.210	GOLDMAN SACHS GROUP INC #AH3	-	673.75
0-0-4151.211	HOLLYFRONTIER CORP #AA6	-	840.46
0-0-4151.214	BROADRIDGE FINANCIAL #AC7 PACIFIC INCOME	-	1,360.00
0-0-4151.215	ABBOTT LABS #BF6 PACIFIC INCOME	-	1,500.00
0-0-4151.216	HANOVER INS. #AF2 PACIFIC INCOME	-	1,575.00
0-0-4151.220	UNUM GROUP #AK2	-	1,400.00
0-0-4151.221	TRANSATLANTIC HLDGS #AB0	-	654.22
0-0-4151.224	WELLS FARGO & CO #SK8	-	6,178.93

(This statement is continued on the following pages.)

Lisle-Woodridge Firefighter's Pension Fund
Revenue Report (Continued)
For the Eight Months Ended August 31, 2018

		<u>Current Month</u>	<u>Year to Date</u>
Revenues (Continued)			
Income Fixed Income Securities (Continued)			
Income Corporate Bonds (Continued)			
0-0-4151.225	SUNTRUST BANK #AR8	\$ -	\$ 2,700.00
0-0-4151.227	APPLE INC #CG3	825.00	3,080.00
0-0-4151.229	APPLE #CK4	617.50	1,235.00
0-0-4151.230	HEXCEL CORP #AN8	-	2,150.56
0-0-4151.232	ENBRIDGE ENERGY #AP1	-	1,662.50
0-0-4151.234	JPMORGAN CHASE #RY8	-	2,912.14
0-0-4151.235	FIRST HORIZON NATL #AB1	-	962.50
0-0-4151.236	PHYSICIANS REALTY #AA0	(187.53)	887.47
0-0-4151.237	MERCURY GENL #AB6	-	2,286.78
0-0-4151.238	CAPITAL ONE FINANCIAL #BN4	-	2,156.25
0-0-4151.239	CITIGROUP INC #LD1	-	5,053.10
0-0-4151.240	MORGAN STANLEY #EF9	-	1,191.22
0-0-4151.246	MERCURY GENL #AB6 -PI	-	1,760.00
0-0-4151.247	CAPITAL ONE FINANCIAL #BN4 -PI	-	1,500.00
0-0-4151.249	CINTAS CORP #AN0	-	2,425.56
0-0-4151.250	VULCAN MATERIALS #AT6 -PI	-	1,560.00
0-0-4151.253	VULCAN MATERIALS #AS8	-	1,687.50
0-0-4151.256	SSM HEALTH CARE #AA3	-	1,462.83
0-0-4151.257	BANK OF AMER CORP #GK9	-	1,526.93
0-0-4151.258	JPMORGAN CHASE #AE6	-	2,433.63
0-0-4151.259	KAISER FNDTN HOSPIT #AD5	-	1,095.14
0-0-4151.262	BK OF NY MELLON #AC1	-	1,197.45
0-0-4151.265	DOMINION RESOURCES #CT4	-	1,418.46
0-0-4151.266	GOLDMAN SACHS #WJ9	-	975.39
0-0-4151.267	FIFTH THIRD BANCORP #CU2	-	417.81
0-0-4151.271	MOTOROLA SOLUTIONS #BE8	-	2,350.49
0-0-4151.272	EAGLE MATERIALS #AA6	1,575.00	3,150.00
0-0-4151.273	MORGAN STANLEY #AK4	-	2,291.76
0-0-4151.274	AT&T INC #EM0	-	2,478.67
0-0-4151.275	THERMO FISHER SCIENTIFIC #BX9	-	2,339.55
0-0-4151.276	AT&T INC #EN8	-	2,885.55
0-0-4151.277	ARES CAPITAL CORP #AU7	-	1,155.49
0-0-4151.278	REGIONS FNL CORP #AM2	-	1,203.89
0-0-4151.279	PRICELINE GROUP #BC9	-	324.23
0-0-4151.281	ANHEUSER BUSCH #AN6	-	1,600.67
0-0-4151.282	PPL CAPITAL FUNDING #AM5	-	1,350.56
0-0-4151.283	DISCOVERY COMM #AS8	-	(333.33)
0-0-4151.284	ALLEGION US #AE4	-	1,412.11
0-0-4151.285	HUDSON PACIFIC #AA4	-	2,293.19
0-0-4151.286	EQT CORP NTS #AF6	-	814.67
0-0-4151.287	DISCOVERY COMM #AT6	-	1,898.00
0-0-4151.288	AT&T INC #EL2	-	1,755.72
0-0-4151.289	LEGGETT & PLATT INC #AY3	-	1,392.22
0-0-4151.290	PHILIP MORRIS INTL #CD9	-	1,500.00
0-0-4151.291	ANTHEM INC #AD5	-	825.17
0-0-4151.292	WESTLAKE CHEM #AU6	-	1,217.71
0-0-4151.293	SPRINT AIR 2017 #AA4	1,325.16	1,325.16
0-0-4151.294	GENL ELEC CO #BH5	-	1,687.50
0-0-4151.295	SOUTHERN CO #CV7	-	2,112.50
0-0-4151.297	BANK OF AMERICA #G26	-	236.56
0-0-4151.298	ENERGY TRANS PART #BG3	-	1,599.82
0-0-4151.299	LINCOLN NATL CORP #BH1	-	1,668.30

(This statement is continued on the following pages.)

Lisle-Woodridge Firefighter's Pension Fund
Revenue Report (Continued)
For the Eight Months Ended August 31, 2018

		<u>Current Month</u>	<u>Year to Date</u>
Revenues (Continued)			
Income Fixed Income Securities (Continued)			
Income Corporate Bonds (Continued)			
0-0-4151.300	INGERSOLL-RAND #AP7	\$ 1,500.00	\$ 1,500.00
0-0-4151.303	PHILLIPS 66 NTS #AS3	791.88	1,445.61
0-0-4151.305	ALBEMARLE #AD9	-	897.73
0-0-4151.307	CAMPBELL SOUP #BF5	-	185.43
0-0-4151.308	ONEOK PARTNERS #AP8	-	(11.57)
0-0-4151.311	TIME WARNER #AP0	-	634.28
0-0-4151.312	TIME WARNER #AV7	-	371.76
0-0-4151.313	ANHEUSER-BUSCH #AM2	-	328.13
0-0-4151.315	JPMORGAN CHASE #AP1	-	(20.76)
0-0-4151.316	BANK OF AMER #HE2	-	375.27
0-0-4151.317	SSM HEALTH CARE #AB1	-	282.75
0-0-4151.319	CITY OF HOPE #AB7	595.29	595.29
0-0-4151.320	GOLDMAN SACHS #XD1	829.02	829.02
0-0-4151.321	BRIGHTHOUSE FINL #AC7	120.76	330.42
0-0-4151.323	SOUTHERN CALIF #GK3	(336.88)	(1,050.74)
0-0-4151.325	ENERGY TRANSFER PART #AE3	-	140.00
0-0-4151.327	MORGAN STANLEY #DZ6	-	137.78
0-0-4151.328	BK OF NY MELLON #AD5	935.00	155.83
0-0-4151.330	ENERGY TRANSFER #AD5	-	(154.67)
0-0-4151.332	BUCKEYE PARTNERS #AQ4	-	(416.94)
0-0-4151.333	CROWN CASTLE INTL CORP #AF8 - TC	(480.94)	(480.94)
0-0-4151.334	AIRCASTLE LTD #AN1 - TC	(10.69)	(10.69)
0-0-4151.335	CROWN CASTLE INTL CORP #AG6 - TC	(597.34)	(597.34)
Total Income Corporate Bonds		<u>18,900.61</u>	<u>221,483.23</u>
Income US Treasury Notes			
0-0-4252.006	US TREASURY NOTE #SD3	-	1,562.50
0-0-4252.007	US TREASURY NOTE #UN8	-	6,535.92
0-0-4252.019	US TREASURY NOTE #NT3	196.88	393.76
0-0-4252.020	US TREASURY NOTE #P46 - PI	3,778.12	11,715.47
0-0-4252.040	US TREASURY NOTE #S76	-	1,575.00
0-0-4252.057	US TREASURY NOTE #W55 - PI	2,625.00	4,263.59
0-0-4252.061	US TREASURY NOTE #V64	60.04	10,083.30
0-0-4252.069	US TREASURY NOTE #X39	-	175.59
0-0-4252.071	US TREASURY NOTE #2R0	-	8,813.15
0-0-4252.075	US TREASURY NOTE #2L3	-	919.36
0-0-4252.076	US TREASURY NOTE #2Y5	-	2,241.76
0-0-4252.077	US TREASURY NOTE #3C2	-	2,790.06
0-0-4252.078	US TREASURY NOTE #3G3	-	2,521.06
0-0-4252.079	US TREASURY NOTE #L40	-	668.51
0-0-4252.080	US TREASURY NOTE #G38	-	637.09
0-0-4252.081	US TREASURY NOTE #3F5	-	908.01
0-0-4252.082	US TREASURY NOTE #3H1	-	5,891.11
0-0-4252.083	US TREASURY NOTE #3Q1	-	3,429.84
0-0-4252.084	US TREASURY NOTE #3S7	-	6,230.38
0-0-4252.085	US TREASURY NOTE #3V0	-	1,650.20
0-0-4252.086	US TREASURY NOTE #3U2	-	1,376.12
0-0-4252.087	US TREASURY NOTE #3W8	-	1,842.65
0-0-4252.088	US TREASURY NOTE #4A5	-	261.20
0-0-4252.089	US TREASURY NOTE #3X6	-	456.84
0-0-4252.090	US TREASURY NOTE #3Z1	-	12.56

(This statement is continued on the following pages.)

Lisle-Woodridge Firefighter's Pension Fund
Revenue Report (Continued)
For the Eight Months Ended August 31, 2018

		<u>Current Month</u>	<u>Year to Date</u>
Revenues (Continued)			
Income Fixed Income Securities (Continued)			
Income US Treasury Notes (Continued)			
0-0-4252.091	US TREASURY NOTE #4F4	\$ -	\$ 959.41
0-0-4252.092	US TREASURY NOTE #4C1	-	7,574.39
0-0-4252.093	US TREASURY NOTE #4B3	-	3,122.35
0-0-4252.094	US TREASURY NOTE #4D9	-	805.66
0-0-4252.095	US TREASURY NOTE #4G2	-	3,034.99
0-0-4252.096	US TREASURY NOTE #4L1	-	822.76
0-0-4252.097	US TREASURY NOTE #4N7 -TC	3,178.57	1,789.03
0-0-4252.098	US TREASURY NOTE #4N7 -PI	-	(618.75)
0-0-4252.099	US TREAS NOTE #4T4 -TC	360.18	360.18
0-0-4252.100	US TREAS NOTE #4Q0 -TC	-	(1,887.30)
0-0-4252.101	US TREAS NOTE #4R8 -TC	-	(141.79)
0-0-4252.102	US TREAS NOTE #4S6 -TC	-	(1,134.56)
0-0-4252.103	US TREAS NOTE #4S6 - PI	-	(150.27)
0-0-4252.104	US TREASURY NOTE #3T5 - TC	-	219.58
0-0-4252.105	US TREASURY NOTE #4N7 - TC	763.00	0.00
0-0-4252.106	US TREASURY NOTE #4V9 - TC	(216.02)	(216.02)
Total Income US Treasury Notes		<u>10,745.77</u>	<u>91,494.69</u>
Income US Treasury Bonds			
0-0-4255.003	US TREASURY BOND #QD3	-	4,703.13
0-0-4255.004	US TREASURY BOND #QS0	937.50	1,875.00
0-0-4255.010	US TREASURY BOND #RX8	-	4,801.63
0-0-4255.013	US TREASURY BOND #QA9	1,400.00	2,800.00
0-0-4255.015	US TREASURY BOND #RY6	-	6,915.72
0-0-4255.016	US TREASURY BOND #RZ3	-	2,854.32
0-0-4255.017	US TREASURY BOND #SA7	14,400.26	13,218.24
0-0-4255.018	US TREASURY BOND #SC3	(3,867.19)	(3,867.19)
Total Income US Treasury Bonds		<u>12,870.57</u>	<u>33,300.85</u>
Income FNMA Pool			
0-0-4262.002	FNMA PL 753098 #UX5	72.20	640.89
0-0-4262.003	FNMA PL 725946 #P79	177.42	1,497.29
0-0-4262.004	FNMA PL 799519 #G45	13.16	118.32
0-0-4262.005	FNMA PL 799695 #NL9	63.98	517.14
0-0-4262.006	FNMA PL 797665 #FE9	47.18	381.26
0-0-4262.007	FNMA PL 844386 #CX5	4.50	36.41
0-0-4262.008	FNMA PL 865200 #GH6	4.21	34.43
0-0-4262.009	FNMA PL 831541 #ZE9	27.10	233.10
0-0-4262.010	FNMA PL 891601 #RW2	11.60	101.09
0-0-4262.011	FNMA PL 892239 #HQ4	30.18	243.41
0-0-4262.012	FNMA PL 893427 #SQ7	9.42	75.98
0-0-4262.013	FNMA PL 896535 #BC8	15.26	123.13
0-0-4262.014	FNMA PL 900883 #2Q8	71.66	616.27
0-0-4262.015	FNMA PL 937289 #XS0	23.59	200.71
0-0-4262.016	FNMA PL 940525 #LE9	2.38	20.06
0-0-4262.017	FNMA PL 949244 #BM8	11.50	98.22
0-0-4262.018	FNMA PL 966555 #H83	6.86	55.31
0-0-4262.020	FNMA PL 929301 #NS3	43.18	369.78
0-0-4262.021	FNMA PL 983077 #CN5	28.43	239.93
0-0-4262.022	FNMA PL 889409 #DN1	2.92	25.11

(This statement is continued on the following pages.)

Lisle-Woodridge Firefighter's Pension Fund
Revenue Report (Continued)
For the Eight Months Ended August 31, 2018

		<u>Current Month</u>	<u>Year to Date</u>
Revenues (Continued)			
Income Fixed Income Securities (Continued)			
Income FNMA Pool (Continued)			
0-0-4262.023	FNMA PL 930871 #FL0	\$ 93.26	\$ 795.92
0-0-4262.024	FNMA PL AB9754 #ZU3	307.36	2,558.06
0-0-4262.025	FNMA PL AB9763 #Z58	163.14	1,354.62
0-0-4262.026	FNMA PL AB9774 #2G0	347.10	2,888.30
0-0-4262.027	FNMA PL AS2764 #CA9	485.75	4,052.93
0-0-4262.028	FNMA PL AY3728 #EA4	220.31	1,838.87
0-0-4262.029	FNMA PL BJ8647 #TD2	582.47	932.47
Total Income FNMA Pool		<u>2,866.12</u>	<u>20,049.01</u>
Income Freddie Mac Pool			
0-0-4263.001	FHLMC PL C91820 #AV3	156.98	1,312.83
0-0-4263.002	FHLMC PL C91816 #AR2	310.67	2,602.43
0-0-4263.003	FHLMC PL A13570 #6F1	99.00	801.73
0-0-4263.004	FHLMC PL A23557 #5S9	613.43	5,042.91
0-0-4263.005	FHLMC PL G08008 #AJ9	5.25	44.04
0-0-4263.006	FHLMC PL A38978 #6P0	29.73	242.42
0-0-4263.007	FHLMC PL G08087 #CZ1	57.41	510.39
0-0-4263.008	FHLMC PL A51101 #GJ8	7.87	63.52
0-0-4263.009	FHLMC PL A54908 #NZ5	184.33	1,486.30
0-0-4263.010	FHLMC PL A54224 #VR6	1.75	15.74
0-0-4263.011	FHLMC PL A53752 #EZ7	181.35	1,463.72
0-0-4263.012	FHLMC PL A62706 #AF7	21.43	186.13
0-0-4263.013	FHLMC PL A64158 #TP2	8.95	84.75
0-0-4263.014	FHLMC PL A67491 #KC2	16.61	133.92
0-0-4263.015	FHLMC PL A69472 #QZ6	33.86	272.89
0-0-4263.016	FHLMC PL A75230 #Y33	25.22	212.22
0-0-4263.017	FHLMC PL G04176 #6M7	25.58	215.85
0-0-4263.018	FHLMC PL A77977 #2J6	24.44	197.05
0-0-4263.019	FHLMC PL G04816 #VH8	64.59	545.99
0-0-4263.020	FHLMC PL G05507 #NY8	46.45	387.86
0-0-4263.021	FHLMC PL G05518 #PB6	49.13	413.73
0-0-4263.022	FHLMC PL C09032 #A91	165.82	1,375.15
0-0-4263.023	FHLMC PL G08542 #S84	288.87	2,445.32
0-0-4263.024	FHLMC PL Q30081 #CT8	351.89	2,841.09
0-0-4263.025	FHLMC PL G08601 #U32	381.55	3,206.77
0-0-4263.026	FHLMC PL G08632 #V23	269.41	2,255.07
0-0-4263.027	FHLMC PL G08670 #W89	257.26	2,122.82
0-0-4263.031	FHLMC PL G08697 #X39	37.57	310.59
0-0-4263.032	FHLMC PL G08741 #ZF0	1,175.91	9,644.87
0-0-4263.033	FHLMC PL G08742 #ZG8	551.95	4,577.19
0-0-4263.034	FHLMC PL G08796 #3E8	724.07	1,161.57
0-0-4263.035	FHLMC PL Q51207 #KV9	580.13	930.13
0-0-4263.036	FHLMC PL G08801 #3K4	(213.33)	(213.33)
0-0-4263.037	FHLMC PL Q50152 #E22	(87.29)	(87.29)
0-0-4263.038	FGLMC PL G08836 #4W7	(293.33)	(293.33)
0-0-4263.039	FGLMC PL G08831 #4R8	(246.05)	(246.05)
Total Income Freddie Mac Pool		<u>5,908.46</u>	<u>46,266.99</u>
Income FFCB Notes			
0-0-4284.001	FFCB #2K2	-	1,284.38
Total Income FFCB Notes		<u>-</u>	<u>1,284.38</u>

(This statement is continued on the following pages.)

Lisle-Woodridge Firefighter's Pension Fund
Revenue Report (Continued)
For the Eight Months Ended August 31, 2018

		<u>Current Month</u>	<u>Year to Date</u>
Revenues (Continued)			
Income Fixed Income Securities (Continued)			
Income FHLMC Notes			
0-0-4285.015	FHLMC NTS 1.875% #EK1	\$ -	\$ (697.92)
	Total Income FHLMC Notes	-	(697.92)
Income FNMA Notes			
0-0-4287.004	FNMA NOTE #E33	-	1,237.50
0-0-4287.005	FNMA NOTE #G72	-	1,125.00
	Total Income FNMA Notes	-	2,362.50
Change in Accrued Interest Rec			
0-0-4295.001	CHANGE IN ACCR INTEREST REC	\$ 6,786.44	\$ 16,863.36
	Total Change in Accrued Interest Rec	6,786.44	16,863.36
Gains (Losses) on Securities			
0-0-4300.001	UNREALIZED GAIN (LOSS)	84,213.59	(373,237.12)
0-0-4400.001	GAIN (LOSS) - SALE OF SECURITY	16,492.28	(258,064.65)
	Total Gains (Losses) on Securities	100,705.87	(631,301.77)
	Total Income Fixed Income Securities	158,783.84	(198,894.68)
Income Equity Securities			
Income Stock Equities			
0-0-4450.001	DVD - UBS - RNC GENTER	8,520.50	71,528.22
0-0-4450.002	DVD - UBS - CHILTON	2,422.50	31,960.68
0-0-4450.003	DVD - UBS - STONEBRIDGE	-	9,846.16
	Total Income/Dividends Stock Equities	10,943.00	113,335.06
0-0-4460.001	G/L - UBS - RNC GENTER	45,437.13	74,275.72
0-0-4460.002	G/L - UBS - CHILTON	34,672.74	(8,539.56)
0-0-4460.003	G/L - UBS - STONEBRIDGE	-	(24,752.75)
	Total Income/Gain (Loss) Stock Equities	80,109.87	40,983.41
	Total Income Stock Equities	91,052.87	154,318.47
Income Mutual Funds			
0-0-4550.006	DVD - BLACKROCK STRATEGIC INC	8,225.90	58,725.51
0-0-4550.007	DVD - PIONEER STRATEGIC INC	7,818.50	54,990.67
0-0-4550.013	DVD - ISHARES CORE EMERG MKTS	-	24,877.48
	Total Income/Dividends Mutual Funds	16,044.40	138,593.66
0-0-4560.001	G/L - LAZARD EMERGING MKTS	(199,570.94)	(455,976.05)
0-0-4560.002	G/L - FMI COMMON STOCK	52,133.74	174,494.17
0-0-4560.003	G/L - INVESCO INTL GROWTH	(110,361.50)	(227,081.76)
0-0-4560.004	G/L - MFS INTL VALUE	35,725.50	93,190.33
0-0-4560.005	G/L - LOOMIS SAYLES GROWTH	134,242.71	352,445.25
0-0-4560.006	G/L - BLACKROCK STRATEGIC INC	(6,253.45)	(60,330.22)
0-0-4560.007	G/L - PIONEER STRATEGIC INC	(5,261.24)	(88,034.69)

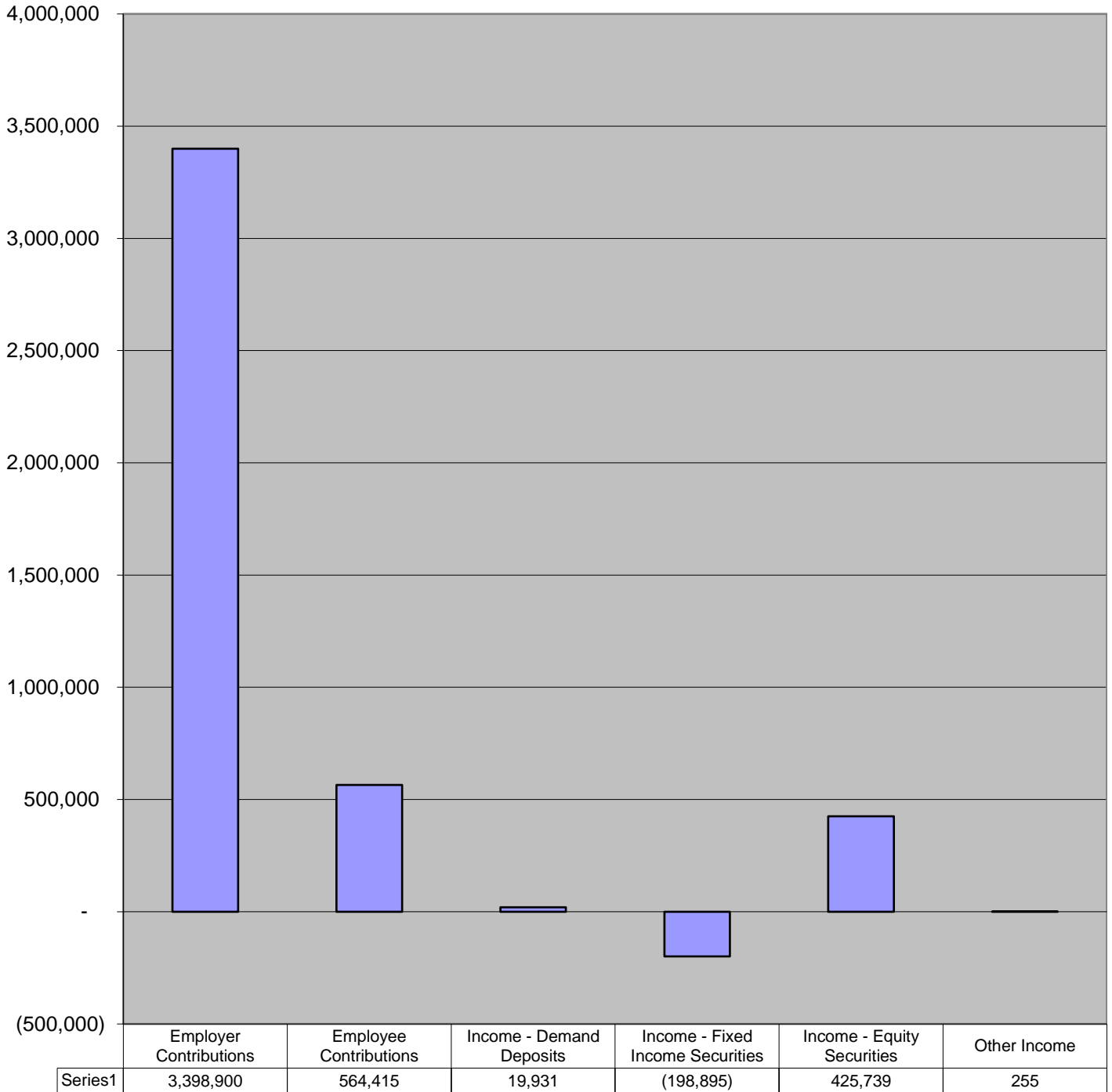
(This statement is continued on the following page.)

Lisle-Woodridge Firefighter's Pension Fund
Revenue Report (Continued)
For the Eight Months Ended August 31, 2018

	<u>Current Month</u>	<u>Year to Date</u>
Revenues (Continued)		
Income Equity Securities (Continued)		
Income Mutual Funds (Continued)		
0-0-4560.008	G/L - WELLS FARGO ABS RETURN	\$ (65,780.30) \$ (66,506.94)
0-0-4560.010	G/L - INVESCO S&P 500	82,384.91 277,934.67
0-0-4560.011	G/L - JP MORGAN FDS UNDIS MGRS BEHAV	72,764.08 225,871.84
0-0-4560.012	G/L - UNDISCOVERED MG BH VL SL	17,076.42 53,417.22
0-0-4560.013	G/L - ISHARES CORE EMERG MKTS	(118,683.26) (258,055.69)
0-0-4560.014	G/L - AMERICAN FUNDS EUROPACIFIC GROWTH	38,793.69 38,793.69
0-0-4560.015	G/L - AMERICAN FUNDS NEW WORLD	37,801.98 37,801.98
0-0-4560.016	G/L - RIVERFRONT GROWTH & INCOME	34,862.73 34,862.73
	Total Income/Gain (Loss) Mutual Funds	<u>(124.93) 132,826.53</u>
	Total Income Mutual Funds	<u>15,919.47 271,420.19</u>
Other Income		
0-0-4900.001	OTHER INCOME	<u>- 255.23</u>
	Total Other Income	<u>- 255.23</u>
	Total Income Equity Securities	<u>106,972.34 425,738.66</u>
	Total Income Cash and Investments	<u>269,932.77 247,030.24</u>
TOTAL REVENUES	\$ 1,218,805.58	\$ 4,210,344.93

(See accountant's compilation report.)

**Lisle-Woodridge Firefighter's Pension Fund
Revenues
For the Eight Months Ended August 31, 2018**



(See accountant's compilation report.)

Lisle-Woodridge Firefighter's Pension Fund

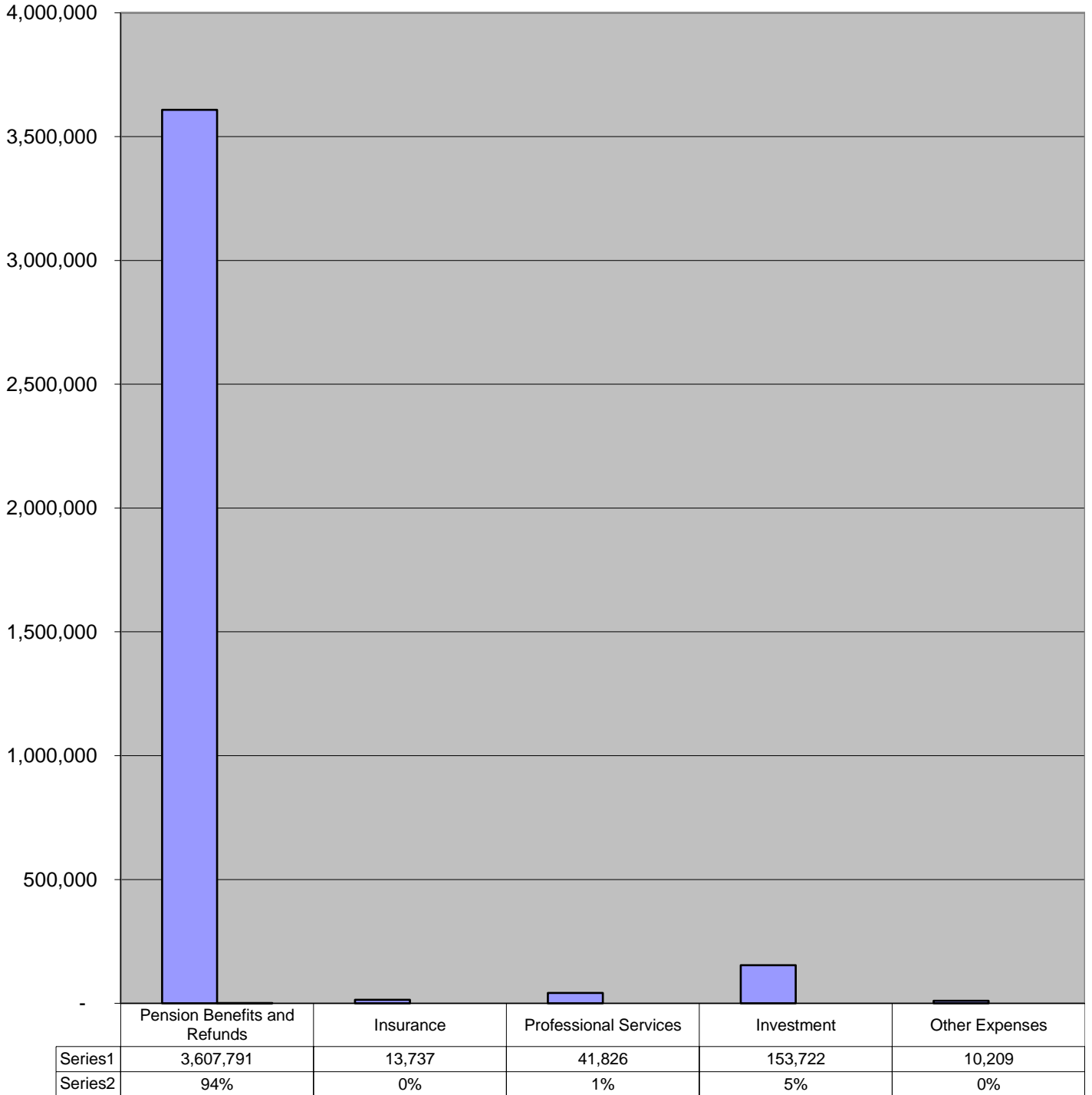
Expense Report

For the Eight Months Ended August 31, 2018

		FY18		
		Current Month	Year to Date	Annual Budget
Expenses				
Administrative				
Pension Benefits and Refunds				
0-0-5020.000	SERVICE PENSIONS	\$ 427,579.74	\$ 3,215,564.81	\$ 4,639,100.00
0-0-5030.000	NON-DUTY DISABILITY PENSIONS	6,947.04	55,576.32	85,000.00
0-0-5040.000	DUTY DISABILITY PENSIONS	30,481.68	233,787.49	355,600.00
0-0-5050.000	OCCUPATIONAL DISEASE PENSIONS	9,911.04	79,288.32	103,300.00
0-0-5060.000	SURVIVING SPOUSE PENSIONS	2,156.35	17,250.80	25,900.00
0-0-5100.000	REFUND OF CONTRIBUTIONS	6,323.51	6,323.51	15,000.00
	Total Pension Benefit and Refunds	483,399.36	3,607,791.25	5,223,900.00
Insurance				
0-0-5150.001	FIDUCIARY INSURANCE	-	13,737.00	20,000.00
	Total Insurance	-	13,737.00	20,000.00
Professional Services				
0-0-5170.001	ACTUARIAL SERVICES	-	4,500.00	4,500.00
0-0-5170.002	AUDITING SERVICES	-	-	3,600.00
0-0-5170.003	ACCOUNTING & BOOKKEEPING SERV	5,510.00	18,075.00	20,800.00
0-0-5170.004	MEDICAL SERVICES	2,375.00	8,675.00	10,300.00
0-0-5170.005	LEGAL SERVICES	2,125.28	10,132.77	25,000.00
0-0-5170.006	PUBLIC STENOGRAPHER/CT REPORT	-	443.59	1,200.00
	Total Professional Services	10,010.28	41,826.36	65,400.00
Investment				
0-0-5190.001	INVESTMENT MGR/ADVISOR FEES	7,377.51	153,562.59	195,900.00
0-0-5190.004	SAFE DEPOSIT AND BANK FEES	18.00	159.00	500.00
	Total Investment	7,395.51	153,721.59	196,400.00
Other Expenses				
0-0-5290.025	CONFERENCE/SEMINAR FEES	-	800.00	6,200.00
0-0-5290.026	ASSOCIATION DUES	-	795.00	1,000.00
0-0-5290.27	TRAVEL EXPENSE	-	-	-
0-0-5290.028	POSTAGE EXPENSE	-	-	200.00
0-0-5290.030	SUPPLIES EXPENSE	-	536.14	1,400.00
0-0-5290.034	IDOI FILING FEE EXPENSE	-	8,000.00	8,000.00
0-0-5290.035	OTHER EXPENSE	-	78.00	10,500.00
	Total Other Expenses	-	10,209.14	27,300.00
	Total Administrative	17,405.79	219,494.09	309,100.00
TOTAL EXPENSES		\$ 500,805.15	\$ 3,827,285.34	\$ 5,533,000.00

(See accountant's compilation report.)

**Lisle-Woodridge Firefighter's Pension Fund
Expenses
For The Eight Months Ended August 31, 2018**



(See accountant's compilation report.)

Lisle-Woodridge Firefighter's Pension Fund
Summary of Property Tax Receipts through August 31, 2018
DuPage County and Will County

	<u>Total Property Taxes</u>
Fiscal Year Ending December 31, 2018	
Per Property Tax Remittances:	
Total DuPage County Collections	\$ 3,398,899.55
Total Will County Collections	<u>-</u>
Total Collections	<u><u>\$ 3,398,899.55</u></u>

(See accountant's compilation report.)

Lisle-Woodridge Firefighter's Pension Fund
Summary of Property Tax Receipts through August 31, 2018
DuPage County

	2017 Taxes	2016 Taxes	2015 Taxes	2014 Taxes
Fiscal Year Ending December 31, 2018				
5/16/2018	\$ 287,521.51	\$ -	\$ -	\$ -
5/18/2018	2,018.37	-	-	-
6/1/2018	1,519,682.70	-	-	-
6/15/2018	691,545.08	-	-	-
7/3/2018	32,512.98	-	-	-
7/11/2018	-	-	-	62.59
8/1/2018	67,384.05	-	-	-
8/15/2018	-	9.03	192.27	214.47
8/27/2018	797,314.71	-	-	-
	<u>\$ 3,397,979.40</u>	<u>\$ 9.03</u>	<u>\$ 192.27</u>	<u>\$ 277.06</u>

	2016 Taxes	2015 Taxes	2014 Taxes
Fiscal Year Ending December 31, 2017			
	<u>\$ 4,557,556.99</u>	<u>\$ 339.28</u>	<u>\$ 139.70</u>

	2015 Taxes	2014 Taxes
Fiscal Year Ending December 31, 2016		
	<u>\$ 4,083,978.00</u>	<u>\$ 10,153.45</u>

SUMMARY	2017 Taxes	2016 Taxes	2015 Taxes	2014 Taxes
TOTAL COLLECTED	<u>\$ 3,397,979.40</u>	<u>\$ 4,557,566.02</u>	<u>\$ 4,084,509.55</u>	<u>\$ 10,570.21</u>
TAX LEVIED	<u>\$ 4,773,571.68</u>	<u>\$ 4,596,387.82</u>	<u>\$ 4,097,019.02</u>	<u>*</u>
TAX EXTENDED	<u>\$ 4,655,355.96</u>	<u>\$ 4,565,043.84</u>	<u>\$ 4,090,999.18</u>	<u>*</u>
% COLLECTED	<u>72.99%</u>	<u>99.84%</u>	<u>99.84%</u>	<u>*</u>
EXTENDED LESS COLLECTED	<u>\$ 1,257,376.56</u>	<u>\$ 7,477.82</u>	<u>\$ 6,489.63</u>	<u>*</u>

(See accountant's compilation report.)

Lisle-Woodridge Firefighter's Pension Fund
Summary of Property Tax Receipts through August 31, 2018
Will County

	2017 Taxes	2016 Taxes	2015 Taxes	2014 Taxes
Fiscal Year Ending December 31, 2018	\$ -	\$ -	\$ -	\$ -
Fiscal Year Ending December 31, 2017		2016 Taxes	2015 Taxes	2014 Taxes
		\$ 3,452.15	\$ -	\$ -
Fiscal Year Ending December 31, 2016			2015 Taxes	2014 Taxes
			\$ 3,129.32	\$ 431.97
SUMMARY				
	2017 Taxes	2016 Taxes	2015 Taxes	2014 Taxes
TOTAL COLLECTED	\$ -	\$ 3,452.15	\$ 3,129.32	\$ 431.97
TAX LEVIED	\$ 3,450.57	\$ 3,452.15	\$ 3,129.98	*
TAX EXTENDED	\$ 3,450.57	\$ 3,452.15	\$ 3,129.98	*
% COLLECTED	0.00%	100.00%	99.98%	*
EXTENDED LESS COLLECTED	\$ 3,450.57	\$ -	\$ 0.66	*

(See accountant's compilation report.)

Lisle-Woodridge Firefighter's Pension Fund Cash Projections FY2018
MB Financial Bank

Starting Date 1/1/2018

	Beginning	Jan-18	Feb-18	Mar-18	Apr-18	May-18	Jun-18	Jul-18	Aug-18	Sep-18	Oct-18	Nov-18	Dec-18	Total
Cash on Hand (beginning of month)	527,261	527,261	519,464	518,691	546,950	150,460	146,148	119,434	92,024	70,362	55,962	54,786	45,098	
CASH RECEIVED														
Distribution Funding		380,000	380,000	380,000	-	380,000	380,000	380,000	380,000	420,000	420,000	420,000	420,000	4,340,000
Member Contributions		61,768	61,177	94,582	57,662	63,359	61,367	58,351	83,317	62,000	62,000	61,000	57,000	783,583
Other Misc		-	-	255	-	22,833	-	-	-	-	-	-	-	23,088
TOTAL CASH RECEIVED		441,768	441,177	474,837	57,662	466,192	441,367	438,351	463,317	482,000	482,000	481,000	477,000	5,146,671
Total Cash Available	527,261	969,029	960,641	993,528	604,612	616,652	587,515	557,785	555,341	552,362	537,962	535,786	522,098	
CASH PAID OUT														
Pension Payments		426,926	441,891	437,826	453,804	448,486	454,216	461,243	477,076	474,076	478,176	478,688	478,688	5,511,096
Pension Refunds		-	-	-	-	-	-	-	-	11,324	-	-	-	11,324
Other Expenses		22,639	59	8,752	348	22,018	13,865	4,518	7,903	11,000	5,000	12,000	1,000	109,102
Wire Transfers Out (In)		-	-	-	-	-	-	-	-	-	-	-	-	-
TOTAL CASH PAID OUT		449,565	441,950	446,578	454,152	470,504	468,081	465,761	484,979	496,400	483,176	490,688	479,688	5,631,522
Cash on Hand (end of month)	527,261	519,464	518,691	546,950	150,460	146,148	119,434	92,024	70,362	55,962	54,786	45,098	42,410	

** Amount estimated**

(See accountant's compilation report.)