


**LISLE-WOODRIDGE FIRE DISTRICT  
DUPAGE AND WILL COUNTIES, ILLINOIS**



**TREASURER'S ANNUAL STATEMENT OF RECEIPTS AND DISBURSEMENTS FOR  
THE LISLE-WOODRIDGE FIRE PROTECTION DISTRICT,  
DUPAGE AND WILL COUNTIES, ILLINOIS**

**Fiscal Year 2015**

The undersigned, John Perry, being first and duly sworn on oath states as follows:

Section A: That he is the duly appointed, qualified and acting Treasurer of the Lisle-Woodridge Fire Protection District, DuPage and Will Counties, Illinois and by virtue of said office receives for disbursement and disburses the funds of said fire protection district.

Section B: That the following is a statement of all monies received and of all monies paid out by the undersigned on behalf of said fire protection district for the year beginning January 1, 2015 and ending December 31, 2015.

TOTAL DISBURSEMENTS: Public Safety \$2,567,852.03

VENDORS:

Illinois Public Risk	667,689.00	Fleet Safety Supply	7,957.88
Fifth Third Bank	288,980.66	Redwing Shoes Store	7,512.10
DU-COMM	258,762.00	AT&T	7,416.38
McNeil & Company	134,119.73	Nicor Gas 1	6,921.54
Edward Hospital	114,364.00	Abila	6,663.00
Life Line Emergency Vehicles, Inc.	87,629.00	Xerox Business Services LLC	6,120.00
Dave's Electric Inc.	49,712.00	Zep Manufacturing	6,085.05
Guardian Insurance	49,246.83	Dive Right in Scuba	5,886.49
Village of Lisle	48,237.40	Staples Advantage	5,538.29
Packey Webb Ford	47,869.93	X-Net Information Systems	5,400.00
Stryker Corporation	41,793.42	Nicor Gas 2	5,267.36
On Time Embroidery	32,827.40	Airgas North Central	5,198.18
Fire N Ice Heating & Cooling Inc	30,801.00	Progressive Intelligence Tech LLC	5,197.00
Ottosen Britz Kelly Cooper &	30,743.13	Globalcom Inc	4,998.55
Dynegy Energy Services	27,154.42	Ill Dept of Employment Security	4,633.00
U.S. Bank	24,625.47	Home Depot Credit Services	4,464.59
Village of Woodridge	24,025.50	Nicor Gas 3	4,454.47
Darley	23,903.73	MNJ Technologies Direct Inc	4,390.20
Andres Medical Billing, Ltd.	20,208.03	V&R Tire & Alignment Inc	4,300.23
Zoll Medical Corporation	19,036.02	Maul Paving, Inc.	4,275.00
GHA Technologies	18,829.43	PH&S Products LLC	4,256.00
Constellation New Energy Inc.	17,567.12	Konica Minolta	4,251.00
Grainger	17,316.26	Jim Dhamer Plumbing & Sewer Inc	3,935.25
Fidelity Security Life Ins/Eyemed	14,747.62	AT Concepts	3,800.00
Municipal Emergency Services Inc	14,514.14	IFCA - Education & Research Foundat	3,675.00
Verizon Wireless	14,419.40	Gateway EDI LLC	3,629.16
The Standard	13,981.61	Air One Equipment Inc	3,611.35
Tredroc Tire	13,298.32	Sam's Club #0402 01316843 0	3,483.16
Global Emergency Products	12,898.25	Nicor Gas 4	3,471.43
WEX Bank	12,357.59	Chicago Backflow Inc	3,420.00
Sikich LLP	11,674.00	TRUGREEN	3,392.50
NAPA Auto Parts	11,392.37	Hawthorne Suites LTD.	3,384.05
United Resource Systems Inc	11,266.41	Alro Steel Corporation	3,304.54
Call One	10,950.13	Groot Industries, Inc.	3,236.80
Insight Public Sector	10,858.28	Promos 911, Inc.	2,997.67
NIU Center for Govt Studies	10,750.00	Maaco Collsion Repair & Autopaintin	2,996.80
Mickey Wilson Weiler Renzi	10,075.13	Cintas F75-F94	2,979.62
Nationwide Retirement Solutions	10,000.00	Innovative Flooring Design, Inc	2,939.00
American Door and Dock	9,794.55	Traffic Control Corp	2,873.00
		1st Choice Advisors	2,577.60
		Nicor Gas 6	2,565.39
		Nicor Gas 5	2,554.06
		Under \$2,500	113,420.06
			<u>2,567,852.03</u>


ALL MONIES PAID OUT AS COMPENSATION FOR PERSONAL SERVICES:


\$125,000 and over	\$75,000 - \$99,999
Freeman	Croucher
Krestan	Slater
Anderson	Faris
Kowalski	Plencner
Spinazola	May
Johnson	Czech
Peterson	Fazio
\$100,000 - \$124,999	Sitarz
Mulford	Griffin
Johnsen	Bradley
Munch	Runge
Capua	Crean
Chmelik	Olson, Jr.
Gaebel	Ranahan
Barry	Malczyk
Madden	Kelly
Weaver	Schmidt
Gray	Schebo
Homerding	Watkins
Niesel	Tomaskovic
Meseth	Reynolds
Berkowitz	Moll
Till	Sharp
Sherrod	Swanson
Geldean	Brown
Kensel	\$50,000 - \$75,000
Demas	Conrad
Detolve	Martino
Turen	Calcagno
Wezalis	Lorence
Beshears	Kuecher
Richardson	Herzog
Little	Hojek
Call	Caldwell
\$75,000 - \$99,999	Ruffolo
Pawlisz	Collins
Zapp	Pec
Broniewicz	McClain
Lissman	Fitzgerald
Saylor	Bateman
Brenn	Dixon
Sievert	\$25,000 - \$49,000
Schoenhofen	Wobrock
Haefner	Under \$25,000.00
Portner	Floback
Langford	Crews
Gieser	Mulacek
Haltom	Jansen
Mieszala	Althoff
Egan	Lowe
Bames	Callan
Simon	Kelly
Fitzpatrick	Perry
Mitchell V	DeCraene
Kleronomos	Costin
Loehman	Vavruska
Hull	Kagann
Orth	Armstrong
White	Frank
Grosche	
Fitzloff	
Huegel	
Rubo	
Rohlcek	
Thompson	
Murphy	
James	
Sleighter	

STATEMENT OF RECEIPTS AND DISBURSEMENTS FOR THE YEAR ENDING  
DECEMBER 31, 2015:


	General	Ambulance	Nonmajor Governmental	Total Governmental Funds
<b>REVENUES</b>				
Property taxes	\$ 11,538,610	\$ 5,125,134	\$ 827,812	\$ 17,491,556
Personal property replacement tax	128,723	-	5,409	134,132
Charges for services	97,729	1,463,392	-	1,561,121
Grant revenue	3,300	-	46,387	49,687
Intergovernmental	140,256	-	44,010	184,266
Investment income	25,214	6,972	1,879	34,065
Miscellaneous	17,918	3,741	-	21,659
<b>Total revenues</b>	<b>11,951,750</b>	<b>6,599,239</b>	<b>925,497</b>	<b>19,476,486</b>
<b>EXPENDITURES</b>				
<b>Current</b>				
General government	346,001	13,037	216,467	575,505
Fire and rescue	8,155,265	738	270,353	8,426,356
Emergency medical services	2,094,380	6,463,184	678,990	9,236,554
Capital outlay	43,854	10,606	256,063	310,523
Debt service				
Principal retirement	-	-	551,362	551,362
Interest and fiscal charges	-	-	213,579	213,579
<b>Total expenditures</b>	<b>10,639,500</b>	<b>6,487,565</b>	<b>2,186,814</b>	<b>19,313,879</b>
<b>EXCESS (DEFICIENCY) OF REVENUES OVER EXPENDITURES</b>	<b>1,312,250</b>	<b>111,674</b>	<b>(1,261,317)</b>	<b>162,607</b>
<b>OTHER FINANCING SOURCES (USES)</b>				
Transfers in	-	-	605,802	605,802
Transfers (out)	(357,302)	(248,500)	-	(605,802)
Proceeds from the sale of capital assets	-	567	724	1,291
<b>Total other financing sources (uses)</b>	<b>(357,302)</b>	<b>(247,933)</b>	<b>606,526</b>	<b>1,291</b>
<b>NET CHANGE IN FUND BALANCES</b>	<b>954,948</b>	<b>(136,259)</b>	<b>(654,791)</b>	<b>163,898</b>
<b>FUND BALANCES, JANUARY 1</b>	<b>5,009,471</b>	<b>3,929,875</b>	<b>1,976,709</b>	<b>10,916,055</b>
<b>FUND BALANCES, DECEMBER 31</b>	<b>\$ 5,964,419</b>	<b>\$ 3,793,616</b>	<b>\$ 1,321,918</b>	<b>\$ 11,079,953</b>

I, John Perry, Treasurer of the Lisle-Woodridge Fire Protection District, DuPage and Will Counties, Illinois, do hereby certify that the above is a true copy of the Annual Treasurer's Report for the year ending December 31, 2015.

  
 \_\_\_\_\_  
 John Perry



SUBSCRIBED to and SWORN before me  
on this 26th day of July, 2016.

  
 \_\_\_\_\_  
 Notary Public